

HUMBOLDT COUNTY DEPARTMENT OF PUBLIC WORKS

Sheet 1 of 2**CONTRACT CHANGE ORDER**Change Requested by: Engineer  Contractor 

CCO No. 1	Suppl. No. 0	Contract No. 217101	Road Various Locations	Federal Number(s) HSIPL-5904(161)
--------------	-----------------	------------------------	---------------------------	--------------------------------------

To: **Highway Specialty Company, Inc.** Contractor

You are directed to make the following changes from the plans and specifications or do the following described work not included in the plans and specifications for this contract. **NOTE: This change order is not effective until approved by the Engineer.**

Description of work to be done, estimate of quantities and prices to be paid. (Segregate between additional work at contract price, agreed price and force account.) Unless otherwise stated, rates for rental of equipment cover only such time as equipment is actually used and no allowance will be made for idle time. The last percentage shown is the net accumulated increase or decrease from the original quantity in the Engineer's Estimate

At Project Site 23 - Redwood Drive PM 1.26 to 1.61.

**Extra Work at Agreed Lump Sum Price:**





In accordance with the provisions of Section 4-1.05, Changes and Extra Work, of the Standard Specifications, construct an MGS post anchor system depicted on Sheet 2 for a group of seven (7) posts designated by the Engineer.

All work shall be performed in accordance with applicable contract documents and as directed by the Engineer.

For this specified work, the Contractor agrees to accept a lump sum payment of **\$98,500.00**. This sum shall constitute full compensation for the work, complete in-place, including all markups.

Estimated Cost: Decrease  Increase  \$ 98,500.00

**By reason of this order the time of completion will be adjusted as follows: FOUR (4) WORKING DAY EXTENSION.**

Submitted by		
Signature 	(Print name & title) Charles A. Dory, P.E., Resident Engineer	Date 4/26/2022
Approval Recommended by		
Signature 	(Print name & title) Angi Sorensen, P.E., Assoc. Civil Engineer	Date 5/4/22
Engineer Approval by		
Signature 	(Print name & title) Thomas K. Mattson, P.E., Director of Public Works	Date 5/4/22
We the undersigned contractor, have given careful consideration to the change proposed and agree, if this proposal is approved, that we will provide all equipment, furnish the materials, except as may otherwise be noted above, and perform all services necessary for the work above specified, and will accept as full payment therefor the prices shown above. NOTE: If you, the contractor, do not sign acceptance of this order, your attention is directed to the requirements of the specification as to proceeding with the ordered work and filing a written protest within the time therein specified.		
Contractor Acceptance by		
Signature 	(Print name & title) MATT MATTSON	Date 5-2-2022

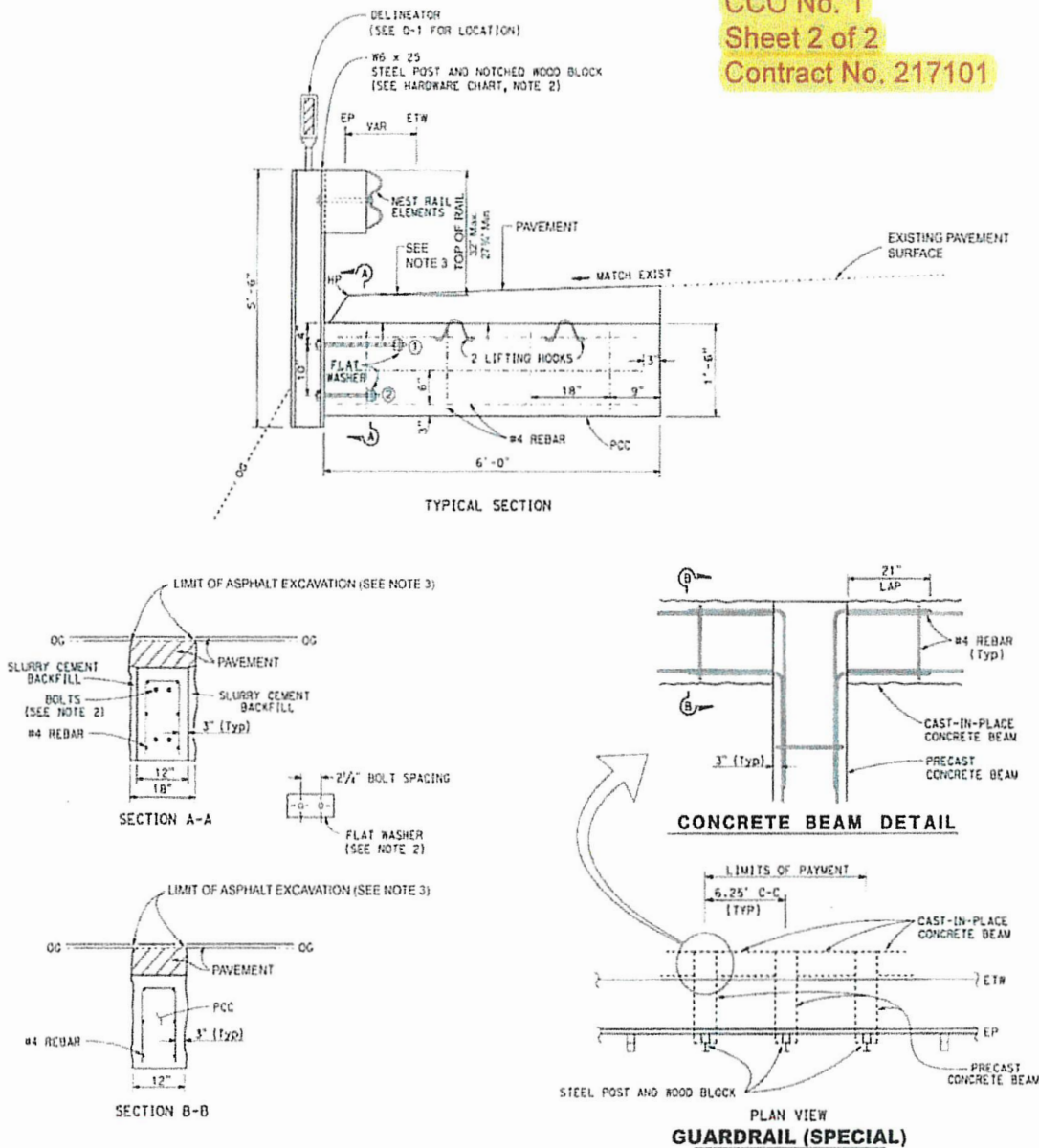
# TRAFFIC SAFETY SYSTEMS GUIDANCE

38

0 3-2019

**Figure 11: Guardrail Concrete Beam on Narrow Embankments**

CCO No. 1  
Sheet 2 of 2  
Contract No. 217101



HARDWARE CHART FOR PRECAST CONCRETE BEAM					
CASE	STEEL POST	WOOD BLOCK	①	②	BOLT SPACING
PRECAST BEAM	#6 x 25	6" x 12" x 1'-2"	2 EA 1/2" DIA x 1'-6" HS BOLTS (THREADED BOTH ENDS) WITH 3 EA HEX NUTS AND 3" x 1" x 1/2" FLAT WASHER	2 EA 3/8" DIA x 1' HS BOLTS (THREADED BOTH ENDS) WITH 3 EA HEX NUTS AND 2" x 1" x 1/2" FLAT WASHER	2 1/4"

- NOTES:**
- 12" Min AT EP CONCRETE BEAM MUST BE BELOW PAVEMENT LAYER
  - SEE HARDWARE CHART FOR DIMENSIONS
  - FOR CONCRETE PAVEMENT, REMOVE EXISTING PAVEMENT UP TO TRANSVERSE JOINT USING DETAILS IN STD PLAN PB AND STANDARD SPECIFICATIONS FOR INDIVIDUAL SLAB REPLACEMENT

**LEGEND**

= COLD PLANE AC PAVEMENT

Special ~~AB~~MGS @ Loc 23