




# HUMBOLDT COUNTY JAIL ACCESSIBILITY IMPROVEMENTS

## 901 5TH STREET - EUREKA, CALIFORNIA

Copyright © 2020

All ideas, designs, arrangements and plans indicated or represented by the drawings are owned by, and the property of, NICHOLS MELBURC ROSSETTO and used in connection with the specified project. None of such ideas, designs, arrangements or plans shall be used by, or disclosed to any person, firm or corporation for any purpose whatsoever without the written permission of NICHOLS MELBURC ROSSETTO.



NICHOLS  
MELBURC

ROSSETTO  
ARCHITECTS + ENGINEERS

300 KNOLLCREST DRIVE  
REDDING, CA 96002  
(530) 222-3300 (530) 222-3538 FAX  
<http://www.nmrdesign.com>

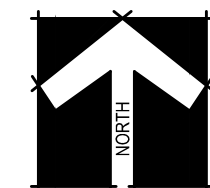
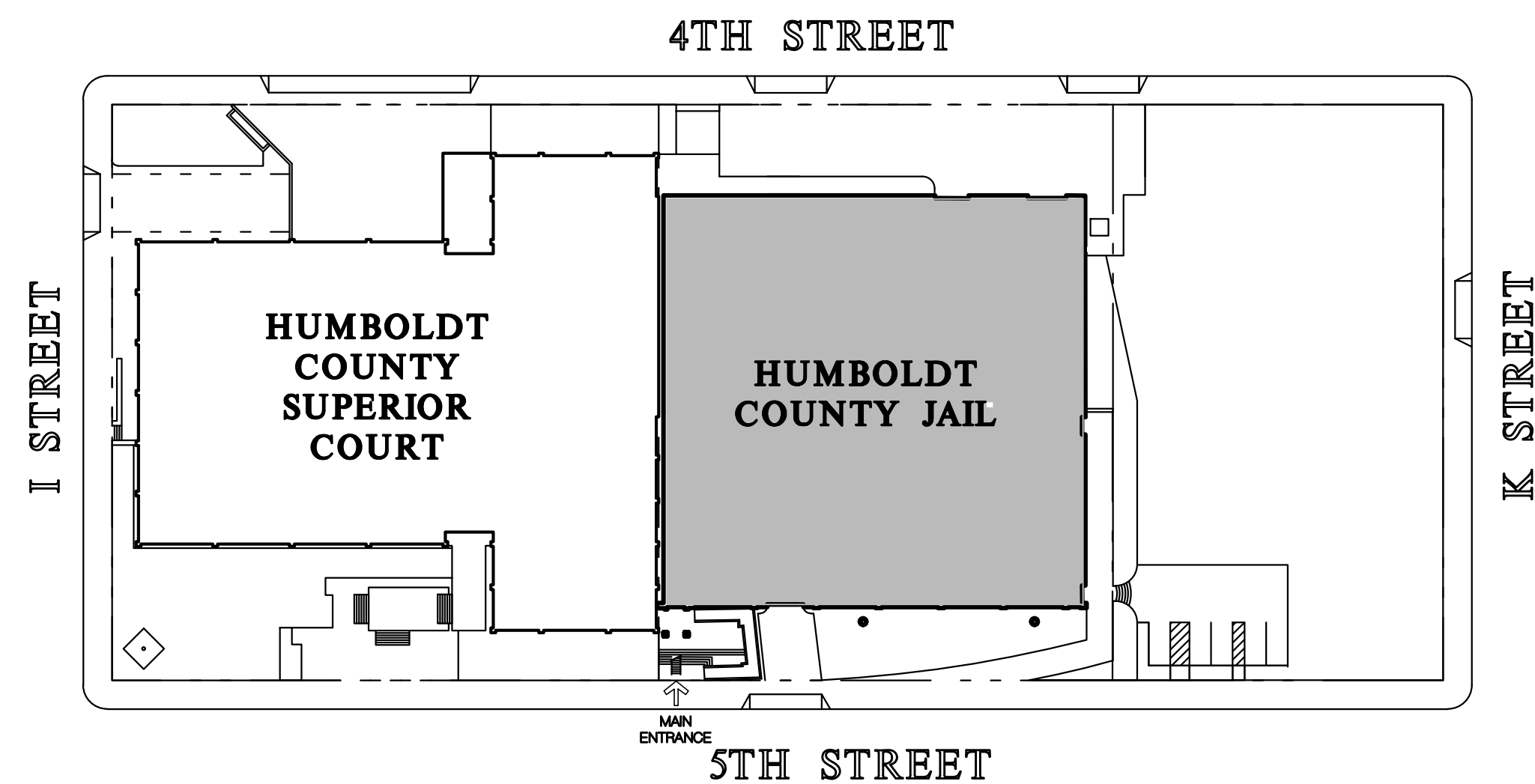
KEY PLAN

### GENERAL NOTES

#### GENERAL:

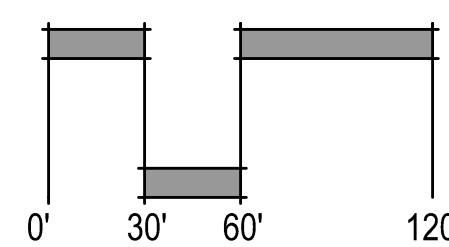
- ALL WORK AND MATERIALS SHALL BE IN FULL ACCORDANCE WITH ALL APPLICABLE ADOPTED ORDINANCES AND CODES. ANY DISCREPANCIES BETWEEN THESE CODES AND THE CONSTRUCTION DOCUMENTS SHALL IMMEDIATELY BE BROUGHT TO THE ATTENTION OF THE COUNTY. THE CONSTRUCTION DOCUMENTS SHALL NOT BE CONSTRUED AS TO PERMIT WORK THAT DOES COMPLY WITH THESE CODES.
- DIMENSIONS SHALL TAKE PRECEDENCE OVER ITEMS AS GRAPHICALLY DEPICTED IN THESE DRAWINGS. DO NOT SCALE DRAWINGS. DIMENSIONS NOTED AS "CLEAR" (CLR) ARE TAKEN TO THE FACE OF FINISH MATERIALS. VERIFY DIMENSIONS OF PREFABRICATED AND MANUFACTURED ITEMS AND COORDINATE ROUGH OPENINGS ACCORDINGLY.
- WHERE CONSTRUCTION DETAILS ARE NOT SHOWN OR NOTED FOR ANY PART OF THE WORK, THE DETAILS SHALL BE THE SAME AS FOR OTHER SIMILAR WORK SHOWN ON DRAWINGS. IF SIMILAR WORK IS NOT DETAILED IN DRAWINGS, WORK SHALL FOLLOW INDUSTRY STANDARDS AND MANUFACTURERS RECOMMENDATIONS AS ACCEPTABLE TO THE COUNTY.
- ALL CONSTRUCTION SHALL BE IN STRICT CONFORMANCE WITH MANUFACTURERS LATEST PUBLISHED SPECIFICATIONS AND INSTRUCTIONS. ALL DISCREPANCIES BETWEEN THESE SPECIFICATIONS AND INSTRUCTIONS AND THE CONTRACT DOCUMENTS, SHALL BE BROUGHT TO THE ATTENTION OF THE COUNTY IN WRITING PRIOR TO COMMENCING WORK.
- VERIFY ALL DIMENSIONS, EXISTING UTILITY LOCATIONS, AND EXISTING CONDITIONS AFFECTED BY THE CONTRACT PRIOR TO STARTING CONSTRUCTION. ANY DISCREPANCIES OR INCONSISTENCIES FOUND SHALL BE BROUGHT TO THE COUNTY'S ATTENTION BEFORE WORK PROCEEDS.
- AT WALLS INDICATED AS BEING OF FIRE-RATED CONSTRUCTION WHERE PROTECTION OF OPENINGS REQUIRED, MAINTAIN FIRE-RESISTIVE WALL CONSTRUCTION AT BUILT-IN FIXTURES AS REQUIRED BY APPLICABLE CODES.
- PHASES HAVE TO BE FLEXIBLE TO ALTERATIONS OR SEQUENCING IN ORDER TO ACCOMMODATE COUNTY'S NEED WITH LOGISTIC OF INMATES.

### SITE PLAN



### SITE PLAN

SCALE: 1" = 60'-0"



### PROJECT DATA

#### PROJECT DESCRIPTION:

THIS PROJECT IS LOCATED IN HUMBOLDT COUNTY, IN THE CITY OF EUREKA. IT CONSISTS OF SEVERAL ACCESSIBILITY IMPROVEMENTS WITHIN THE EXISTING HUMBOLDT COUNTY JAIL BUILDING.

WORK WILL CONSIST OF IMPROVEMENTS TO SECOND, THIRD AND FIFTH FLOORS TO ACHIEVE COMPLIANCE WITH STANDARDS AND REGULATIONS RELATING TO THE AMERICANS WITH DISABILITIES ACT (ADA).

#### BUILDING ANALYSIS:

HUMBOLDT COUNTY JAIL WAS ORIGINALLY CONSTRUCTED IN 1996 (FIRST PHASE) AND 1998 (SECOND PHASE).

- |                                    |                                  |
|------------------------------------|----------------------------------|
| 1. OCCUPANCY CLASSIFICATION / USE: | I-3 (COUNTY JAIL) / B            |
| 2. BUILDING CONSTRUCTION TYPE:     | TYPE I-A                         |
| 3. NUMBER OF STORIES:              | 4 STORIES                        |
| 4. ACTUAL BUILDING HEIGHT:         | 66'-10"                          |
| 5. BUILDING AREA:                  | 59,808 SF. (I-3) / 3,184 SF. (B) |
| 6. SEPARATED OR NON-SEP. USE:      | SEPARATED USE BUILDING           |
| 7. ALLOWABLE AREA PER CBC:         | UNLIMITED                        |
| 8. AREA INCREASE:                  | N/A                              |
| 9. HEIGHT INCREASE:                | N/A                              |
| 10. FIRE SPRINKLER:                | YES                              |
| 11. FIRE ALARM:                    | YES / AUTOMATIC                  |
| 12. OTHER FIRE PROTECTION:         | YES / KITCHEN                    |
| 13. SMOKE CONTROL SYSTEM:          | YES                              |
| 14. ORIGINAL CONSTRUCTION DATE:    | 1995/1996                        |
| 15. HIGH FIRE SEVERITY ZONE:       | NO                               |
| 16. EMERGENCY RESPONDER RADIO:     | YES                              |

### DRAWING INDEX

#### DWG. # DESCRIPTION

GENERAL		MECHANICAL	
G001	COVER SHEET	M100	MECHANICAL NOTES, SCHEDULES AND REFERENCE PLANS
ARCHITECTURAL		PLUMBING	
A200	STAGING & KEY PLANS / WORK PROTOCOL	M200	MECHANICAL FLOOR PLANS
A210	DEMO & NEW WORK SECOND FLOOR MEDICAL		
A211	DEMO & NEW WORK SECOND FLOOR ROOM N219		
A212	DEMO & NEW WORK THIRD FLOOR ROOM S337		
A220	DEMO & NEW WORK THIRD FLOOR ROOM S385	P100	PLUMBING LEGEND AND SCHEDULE
A221	DEMO & NEW WORK FIFTH FLOOR ROOM S547	P200	PLUMBING REFERENCE PLANS
A230	DEMO & NEW WORK THIRD FLOOR ROOM S363	P210	SECOND FLOOR MEDICAL
A231	DEMO & NEW WORK FIFTH FLOOR ROOM S529	P211	SECOND FLOOR ROOM N219
		P212	THIRD FLOOR ROOM S337
A240	DEMO & NEW WORK FIFTH FLOOR ROOM S555		
A241	DEMO & NEW WORK THIRD FLOOR ROOM N339	P220	THIRD FLOOR ROOM S385
		P221	FIFTH FLOOR ROOM S547
A250	DEMO & NEW WORK THIRD FLOOR ROOM N320		
A251	DEMO & NEW WORK THIRD FLOOR ROOM N334	P230	THIRD FLOOR ROOM S363
		P231	FIFTH FLOOR ROOM S529
A610	DETAILS	P240	FIFTH FLOOR ROOM S555
A611	DETAILS	P241	THIRD FLOOR ROOM N339
		P250	THIRD FLOOR ROOM N320
		P251	THIRD FLOOR ROOM N334

### CODES / STANDARDS

#### APPLICABLE CODES:

ALL WORK PERFORMED & PRODUCTS FURNISHED SHALL COMPLY AS APPLICABLE WITH THE LATEST REGULATIONS OF:

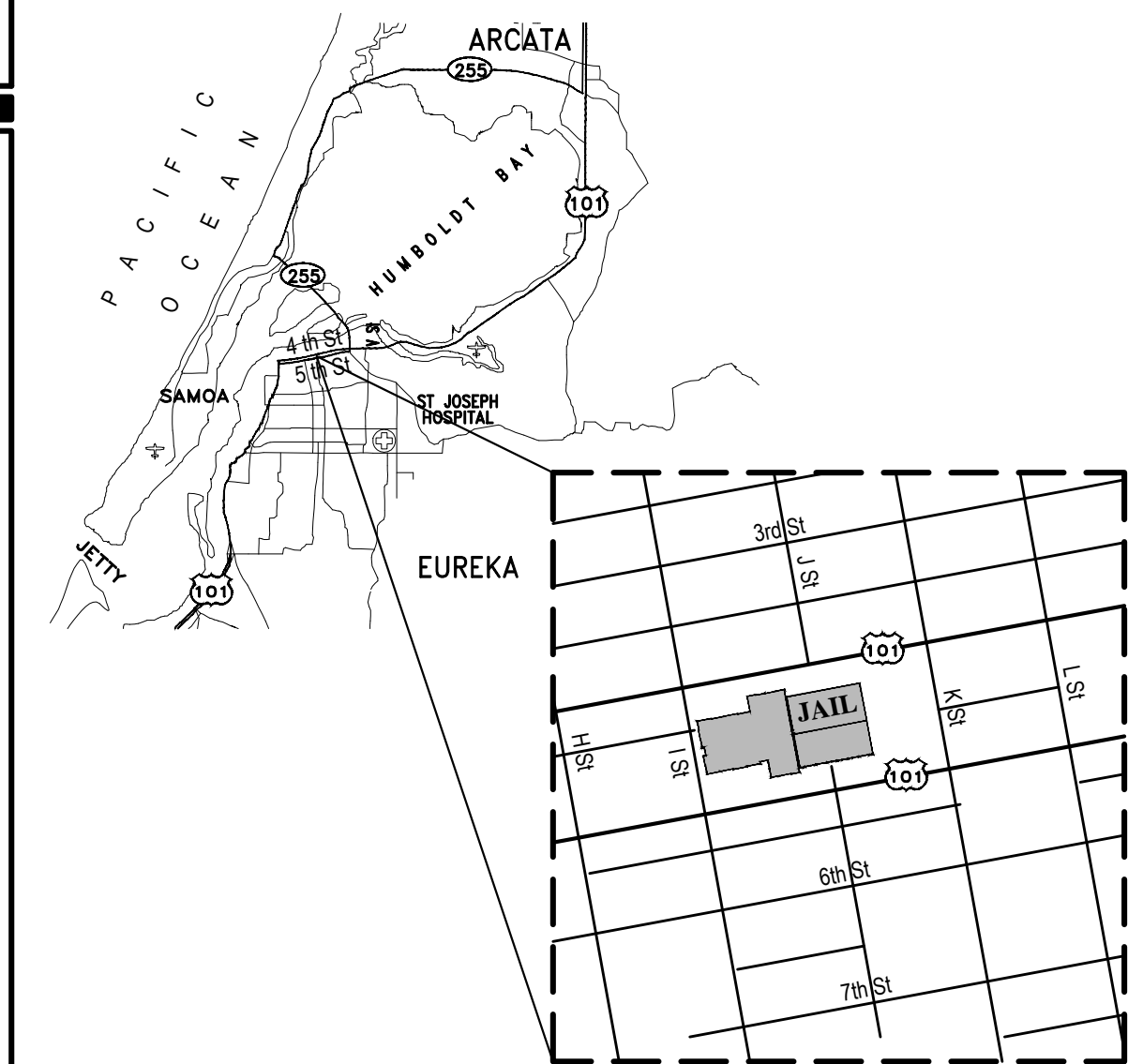
- TITLE 19 C.C.R. PUBLIC SAFETY, STATE FIRE MARSHAL REGULATIONS
- 2019 BUILDING STANDARDS ADMINISTRATIVE CODE, PART 1, TITLE 24 C.C.R.
- 2019 CALIFORNIA BUILDING CODE (CBC), PART 2, TITLE 24 C.C.R.
- 2019 CALIFORNIA ELECTRICAL CODE (CEC), PART 3, TITLE 24 C.C.R.
- 2019 CALIFORNIA MECHANICAL CODE (CMC), PART 4, TITLE 24 C.C.R.
- 2019 CALIFORNIA PLUMBING CODE (CPC), PART 5, TITLE 24 C.C.R.
- 2019 CALIFORNIA ENERGY CODE, PART 6, TITLE 24 C.C.R.
- 2019 CALIFORNIA FIRE CODE, PART 9, TITLE 24 C.C.R.
- 2019 CALIFORNIA EXISTING BUILDING CODE, PART 10, TITLE 24 C.C.R.
- 2019 CALIFORNIA GREEN BUILDING STANDARDS CODE, PART 11, TITLE 24 C.C.R.
- 2019 CALIFORNIA REFERENCED STANDARDS CODE, PART 12, TITLE 24 C.C.R.

#### APPLICABLE STANDARDS:

ALL WORK PERFORMED & PRODUCTS FURNISHED SHALL COMPLY AS APPLICABLE WITH THE LATEST REGULATIONS OF:

- 2019 NFPA 13 AUTOMATIC SPRINKLER SYSTEMS (CALIFORNIA AMENDED)
- 2013 NFPA 14 INSTALLATION OF STANDPIPE AND HOSE SYSTEMS (CALIFORNIA AMENDED)
- 2013 NFPA 20, PUMPS FOR FIRE PROTECTION
- 2013 NFPA 24, FIRE SERVICE MAINS (CALIFORNIA AMENDED)
- 2013 NFPA 72 NATIONAL FIRE ALARM CODE (CALIFORNIA AMENDED)

### VICINITY MAP



### DEFERRED SUBMITTALS

- FIRE ALARM.
- FIRE SPRINKLER SYSTEM.

### FIRE INSPECTION

- FIRE DEPARTMENT TO PERFORM INSPECTION AND APPROVAL OF FIRE ALARM AND FIRE SPRINKLER SYSTEM.

### LICENSE STAMPS



### PROJECT NAME

ACCESSIBILITY IMPROVEMENTS

FOR

HUMBOLDT COUNTY JAIL

901 5TH STREET  
EUREKA, CALIFORNIA

### SHEET TITLE

COVER SHEET

### DRAWING STATUS

CONSTRUCTION DOCUMENTS

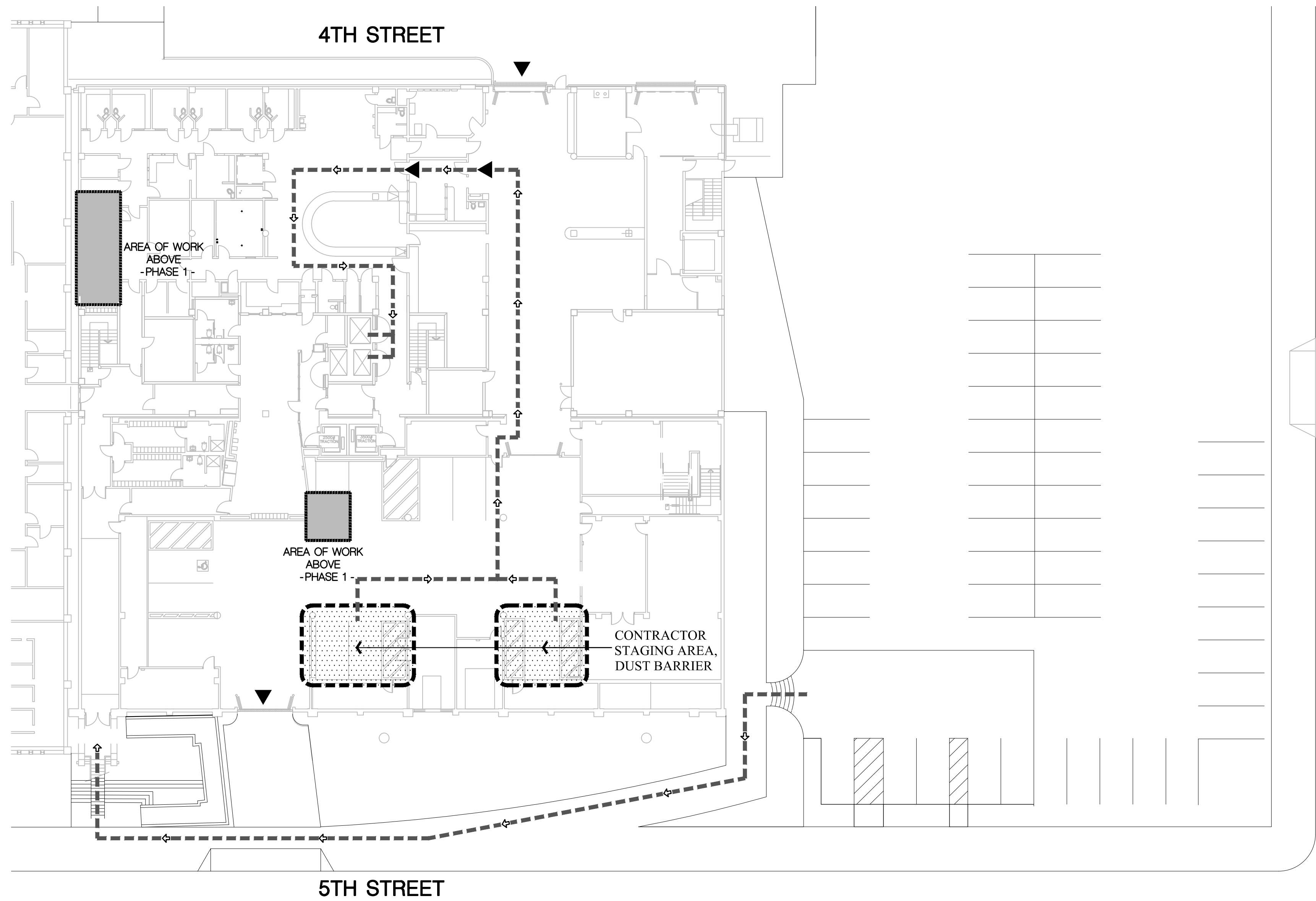
### REVISIONS

Sym. Description By Date

Drawn By	CI
Checked By	DR
Date Drawn	08/01/2021
Scale	AS NOTED
Job No.	17-6431

SHEET No.

G001



### GROUND FLOOR - STAGING PLAN

SCALE: 1" = 20'

### CONTRACTOR WORK ACCESS SHIFTS

CONTRACTOR WORK SHIFTS MONDAY THROUGH SUNDAY:

**ACCESS FROM:**  
7:00PM TO 9:00PM

**FACILITY LOCKDOWN FROM:**  
9:00PM TO 7:00AM

---

### CONTRACTOR WORK REQUIREMENTS

1. WORK THAT PRODUCES EXCESSIVE NOISE LEVELS SHALL BE SCHEDULED TO BE PERFORMED ON WEEKENDS TO MINIMIZE INTERRUPTIONS FOR JAIL STAFF.
2. COORDINATE CONCRETE POURS WITH JAIL STAFF TO BE PERFORMED OUTSIDE OF NORMAL OPERATION HOURS, ALLOWING FOR MINIMAL SHUT-DOWN OF THE INTAKE AREA.
3. CONTRACTOR TRAFFIC BETWEEN THE STAGING AREA AND THE AREA OF REMODEL SHALL BE MINIMIZED IN AN EFFORT TO ALLOW THE INTAKE AREA TO OPERATE NORMALLY DURING THE ENTIRE PERIOD OF THE CONSTRUCTION.

---

### LEGEND

- DOOR CONTROLLED BY CENTRAL CONTROL
- ACCESS PATH FOR CONTRACTOR
- AREA OF WORK
- AREA DISTURBED BY WORK ABOVE
- STAGING AREA

### FACILITY CLEARANCE & CONTRACTOR ACCESS PROTOCOL

1. PRIOR TO FACILITY ACCESS, CONTRACTOR AND ALL SUB-CONTRACTORS AND EMPLOYEES WHO MAY BE WORKING INSIDE SHALL SUBMIT A FACILITY CLEARANCE APPLICATION FORM AVAILABLE FOR PICK-UP AT THE SECOND FLOOR FACILITY ADMINISTRATION RECEPTION AREA, LOCATED ON THE 5TH STREET SIDE OF THE FACILITY. THE CORRECTIONAL FACILITY WILL REVIEW THE APPLICATIONS AND CREATE A PRE-APPROVED CONTRACTOR LIST THAT WILL BE LOCATED AT THE PRE-PROCESSING CONTRACTOR CHECK-IN. CONTRACTOR MAY OBTAIN A COPY OF THE PRE-APPROVED LIST FROM ADMINISTRATION.
2. THE MAIN CONTRACTOR ACCESS SHALL BE THROUGH THE 4TH STREET BI-FOLD DOORS.
3. ONCE INSIDE THE SALLY-PORT, CONTRACTOR TO ENTER THE FACILITY THROUGH THE DOUBLE DOOR VESTIBULE NEXT TO PRE-BOOKING.
4. CONTRACTOR WILL MEET WITH THE DUTY SHIFT SUPERVISOR IN PROCESSING AND PRESENT THEIR PERSONAL IDENTIFICATION, EITHER A CALIFORNIA DRIVER'S LICENSE OR PASSPORT AND INFORM THE SHIFT SUPERVISOR OF THEIR WORK ASSIGNMENT AND LOCATION WITHIN THE FACILITY.
5. THE SHIFT SUPERVISOR WILL CHECK THE PRE-APPROVED CONTRACTOR LIST AND ASSIGN ALL CONTRACTORS "CLIP-ON VISITOR PASSES" WHICH SHALL BE VISIBLY WORN BY ALL CONTRACTORS AND EMPLOYEES WHILE INSIDE THE FACILITY, FOR SAFETY AND SECURITY.
6. THE SHIFT SUPERVISOR WILL INFORM AND ADVISE CENTRAL CONTROL AND THE LOSS OFFICE OF THE LOCATION OF WORK. IN THE EVENT OF AN EMERGENCY, ALL FACILITY GUIDELINES AND EVACUATIONS SHALL BE FOLLOWED PER CORRECTIONAL FACILITY POLICIES AND PROCEDURES.
7. CONTRACTOR WILL MEET WITH A WORK CREW LEADER OR CORRECTIONAL OFFICER WHO WILL ESCORT THEM TO THEIR APPROPRIATE WORK LOCATION. ALL TOOLS AND EQUIPMENT SHALL BE IDENTIFIED AND INVENTORIED FOR SAFETY AND SECURITY.
8. UPON COMPLETION OF WORK SHIFT, CONTRACTORS AND ALL TOOLS AND EQUIPMENT SHALL BE ACCOUNTED FOR. ALL TOOLS SHALL BE REMOVED FROM THE FACILITY OR PLACED IN A DESIGNATED SECURE LOCATION. THE SECURE LOCATION WILL BE DESIGNATED BY THE SHIFT SUPERVISOR OR SECURITY ESCORT.
9. CONTRACTORS SHALL EXIT THROUGH PROCESSING AND MUST CHECK OUT WITH THE SHIFT SUPERVISOR.
10. CONTRACTOR SHALL SHOW PERSONAL IDENTIFICATION, AND ONCE VERIFIED BY SHIFT SUPERVISOR, MAY EXIT THE CORRECTIONAL FACILITY THROUGH THE SALLY-PORT.

Copyright © 2020  
 All ideas, designs, arrangements and plans indicated or represented by this drawing are owned by, and the property of, NICHOLS MELBURG ROSSETTO, and used in conjunction with this drawing and any portion of such ideas, designs, arrangements or plans shall be used by, or disclosed to any person, firm or corporation for any purpose whatsoever without the written permission of NICHOLS MELBURG ROSSETTO.

**KEY PLAN**

**LICENSE STAMPS**

**PROJECT NAME**  
 ACCESSIBILITY IMPROVEMENTS  
 FOR  
 HUMBOLDT COUNTY JAIL  
 901 5TH STREET  
 EUREKA, CALIFORNIA

---

**SHEET TITLE**  
 STAGING & KEY PLAN / WORK PROTOCOLS

---

**DRAWING STATUS**  
 CONSTRUCTION DOCUMENTS

---

**REVISIONS**  
 Sym. Description By Date

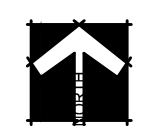
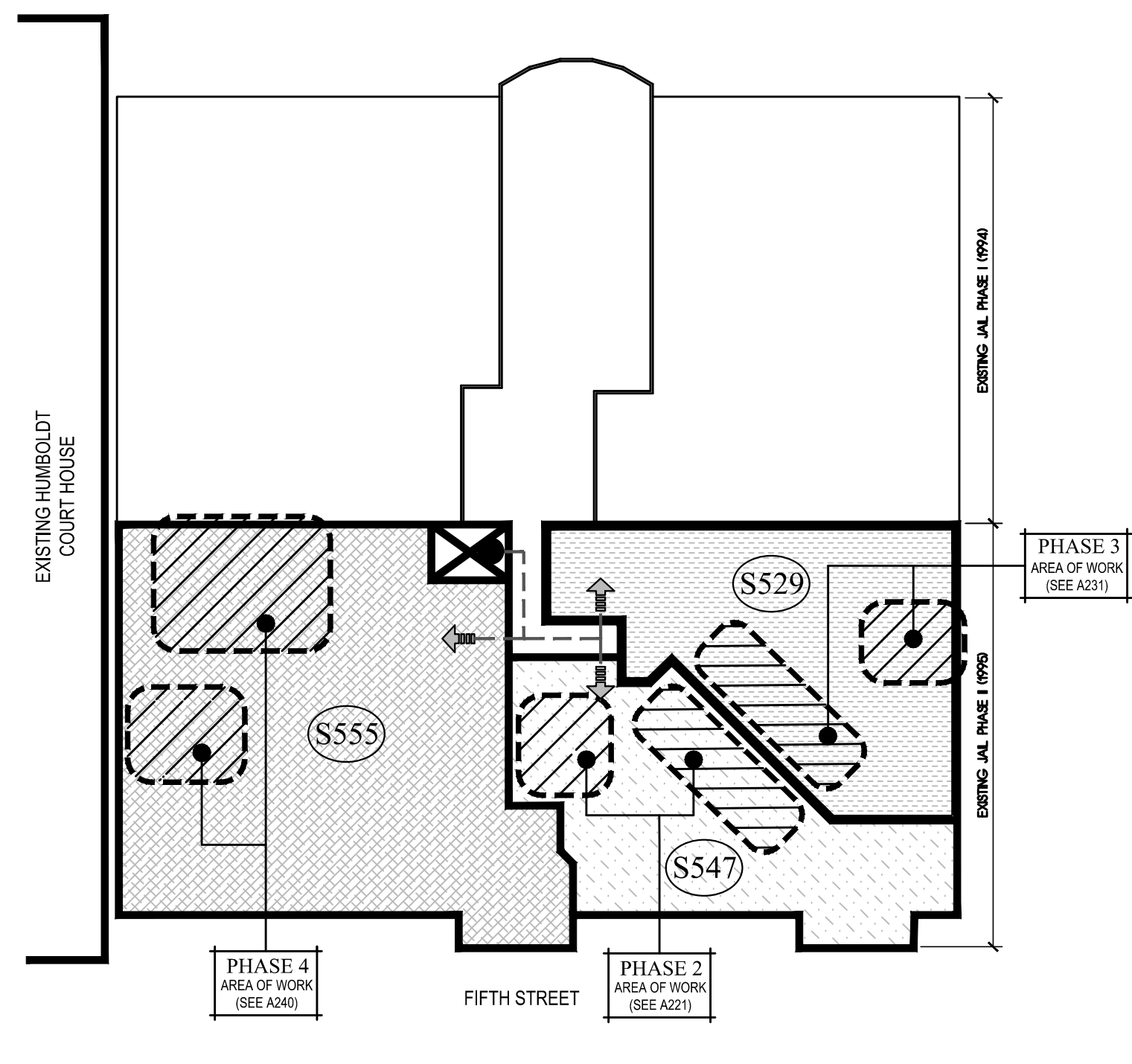
Sym.	Description	By	Date

---

<b>Drawn By</b>	CD
<b>Checked By</b>	DRC
<b>Date Drawn</b>	08/01/2021
<b>Scale</b>	AS NOTED
<b>Job No.</b>	17-643

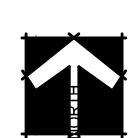
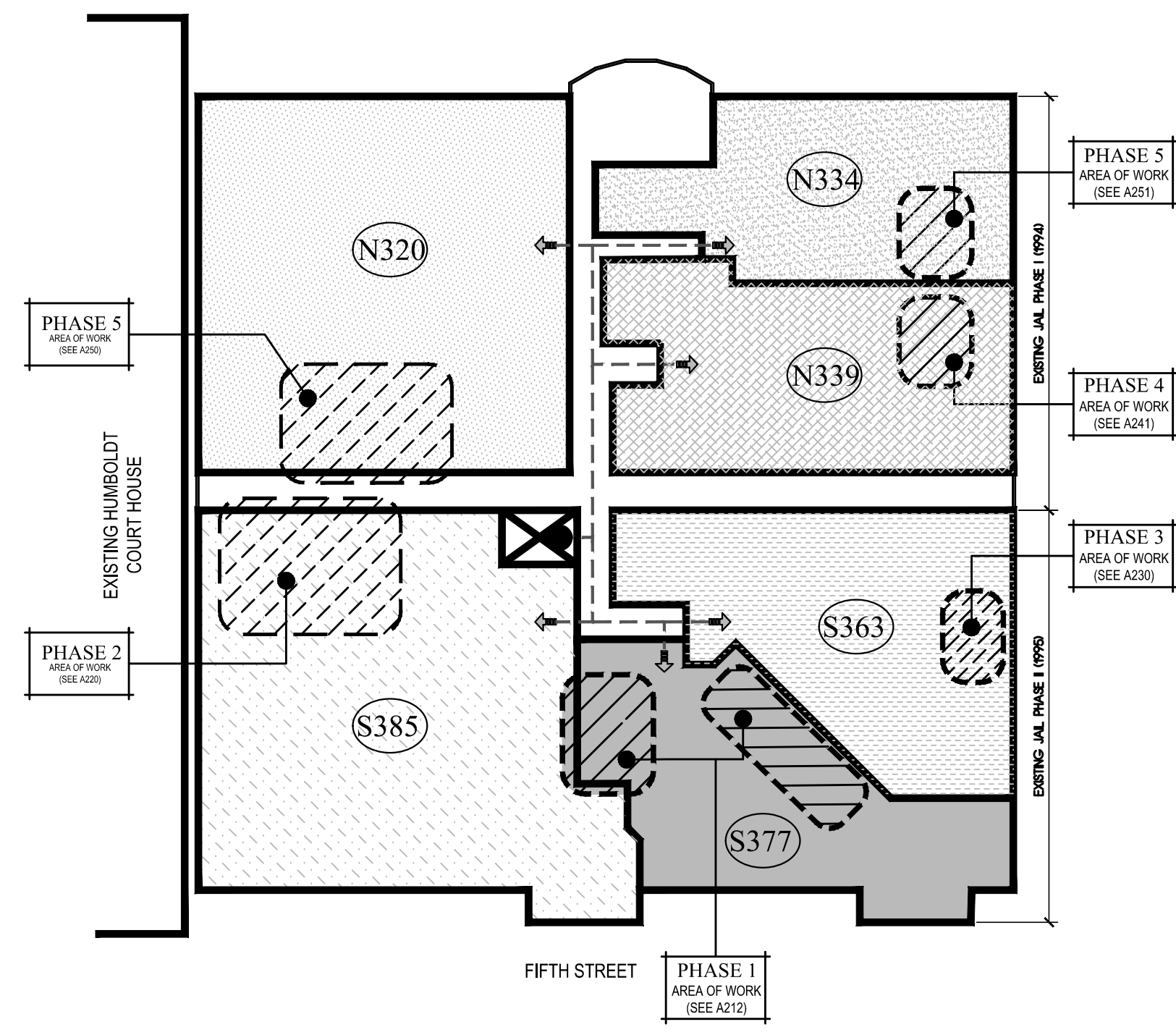
**SHEET No.**  
A200

Log# Name: C:\Users\jcm\OneDrive - NicholsMelBurgRossetto\Documents\Drawings\Humboldt Court House\Phase 1\A200-01.dwg  
 Plt Date: July 30, 2020 - 8:42 am  
 File Name: N:\Projects\2020\A200-01.dwg  
 Project Name: Humboldt Court House - Phase 1  
 Project Location: Humboldt Court House  
 Project Description: Accessibility Improvements - Phase 1  
 Project Date: July 30, 2020 - 8:42 am  
 Project Scale: 1/2" = 30'  
 Project Status: Construction Documents  
 Project Drawn: jcm  
 Project Checked: drc  
 Project Date Drawn: 08/01/2021  
 Project Scale: AS NOTED  
 Project Job No.: 17-643



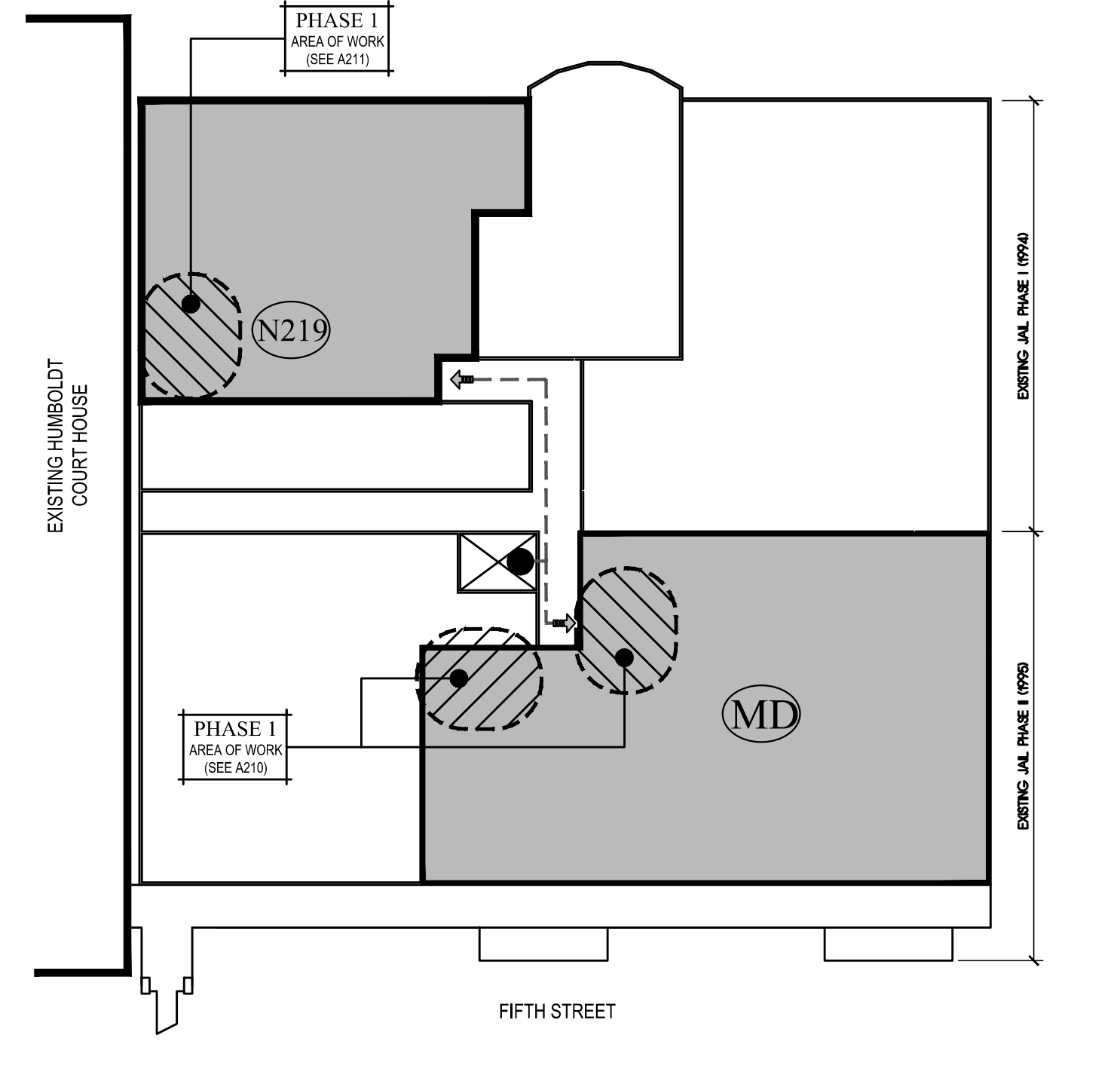
### KEY PLAN - FLOOR 5

SCALE: 1" = 30'



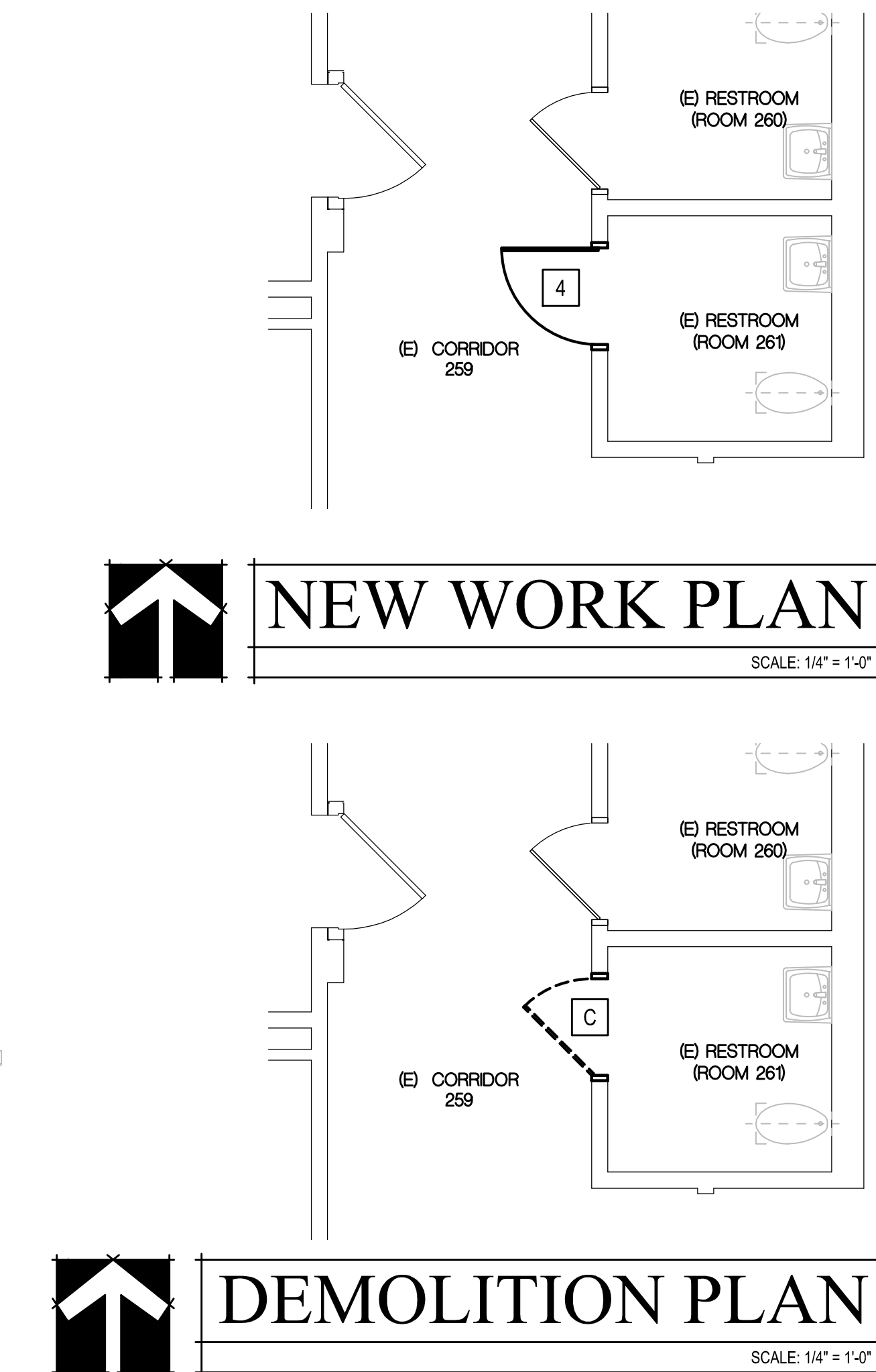
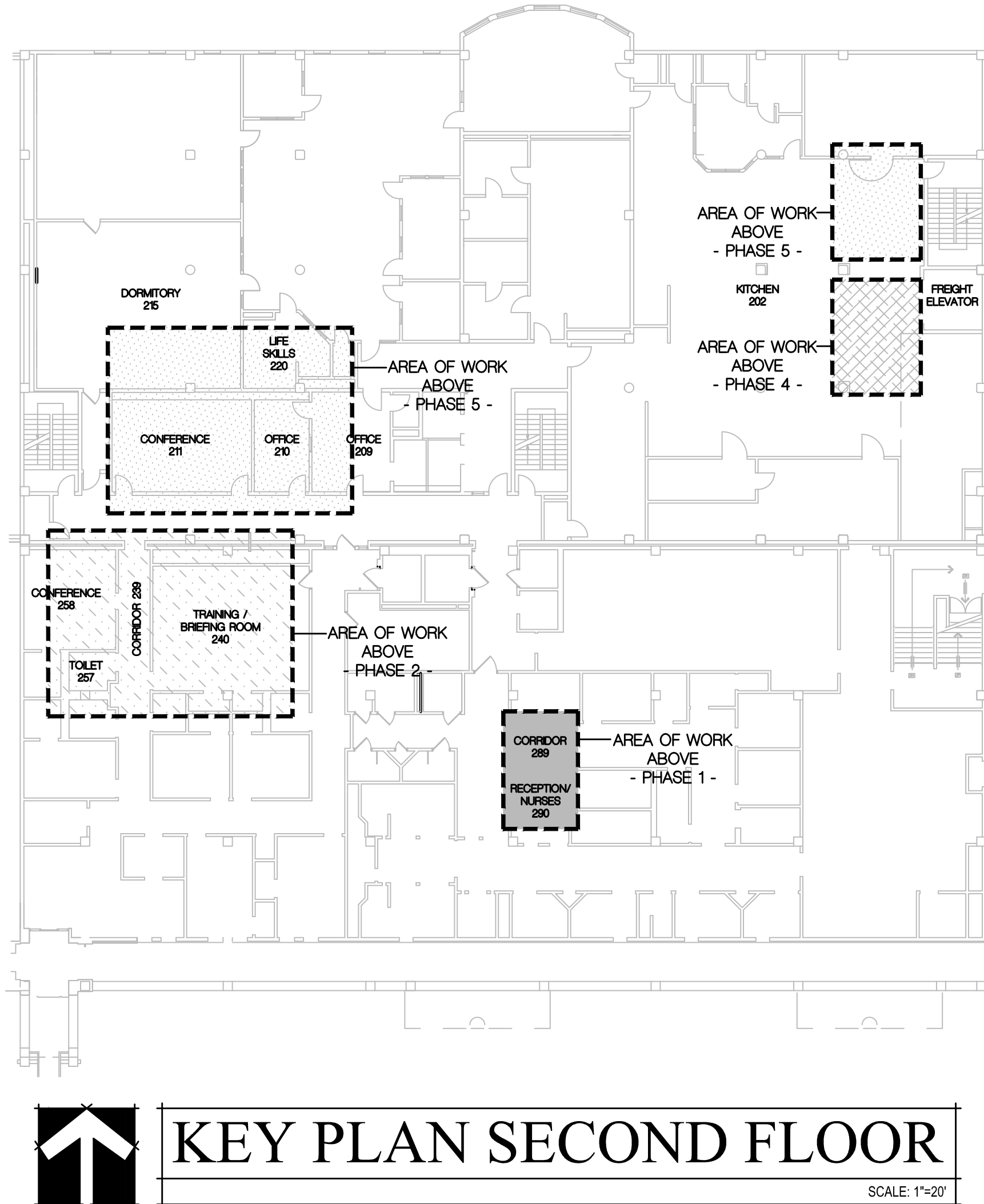
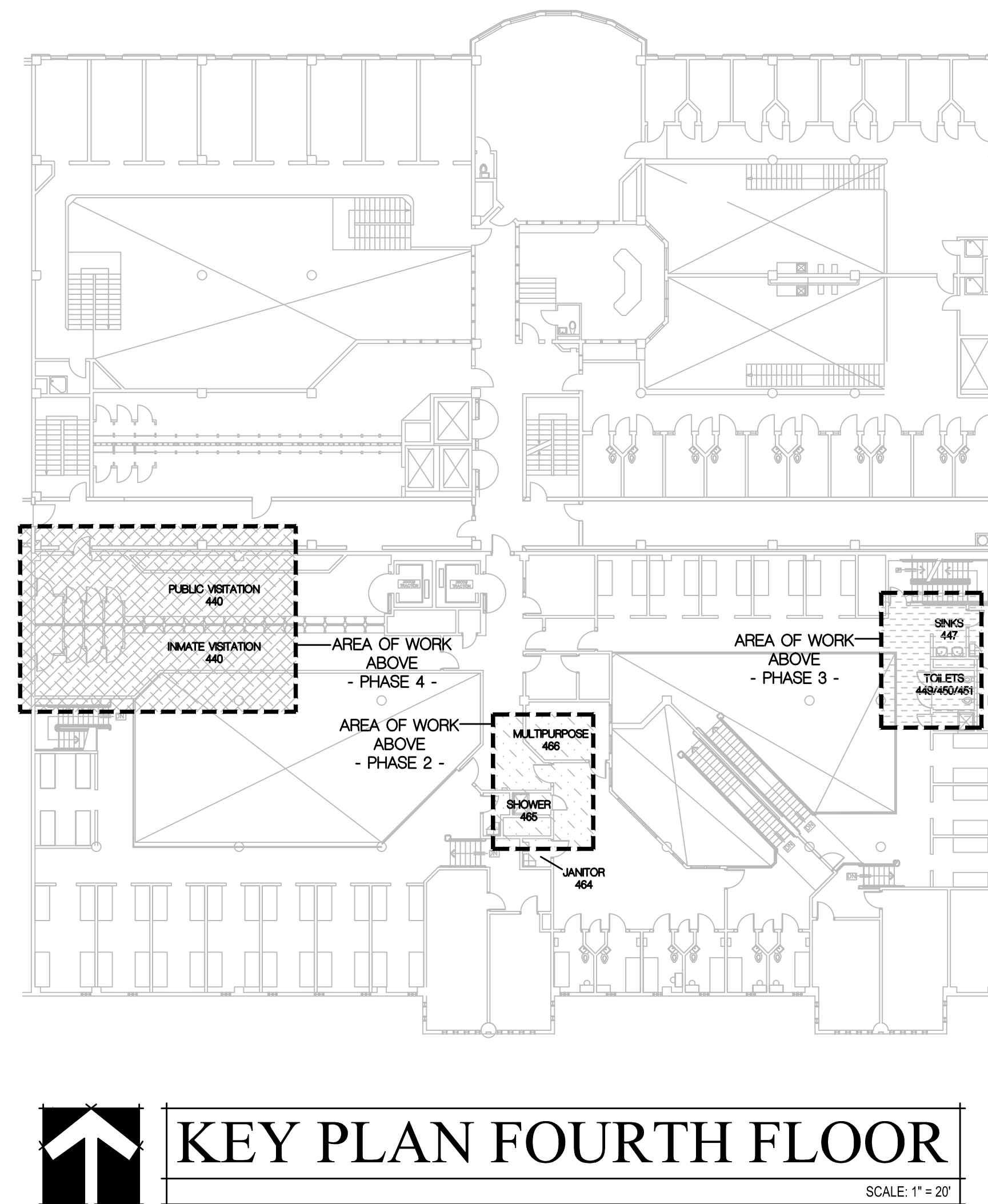
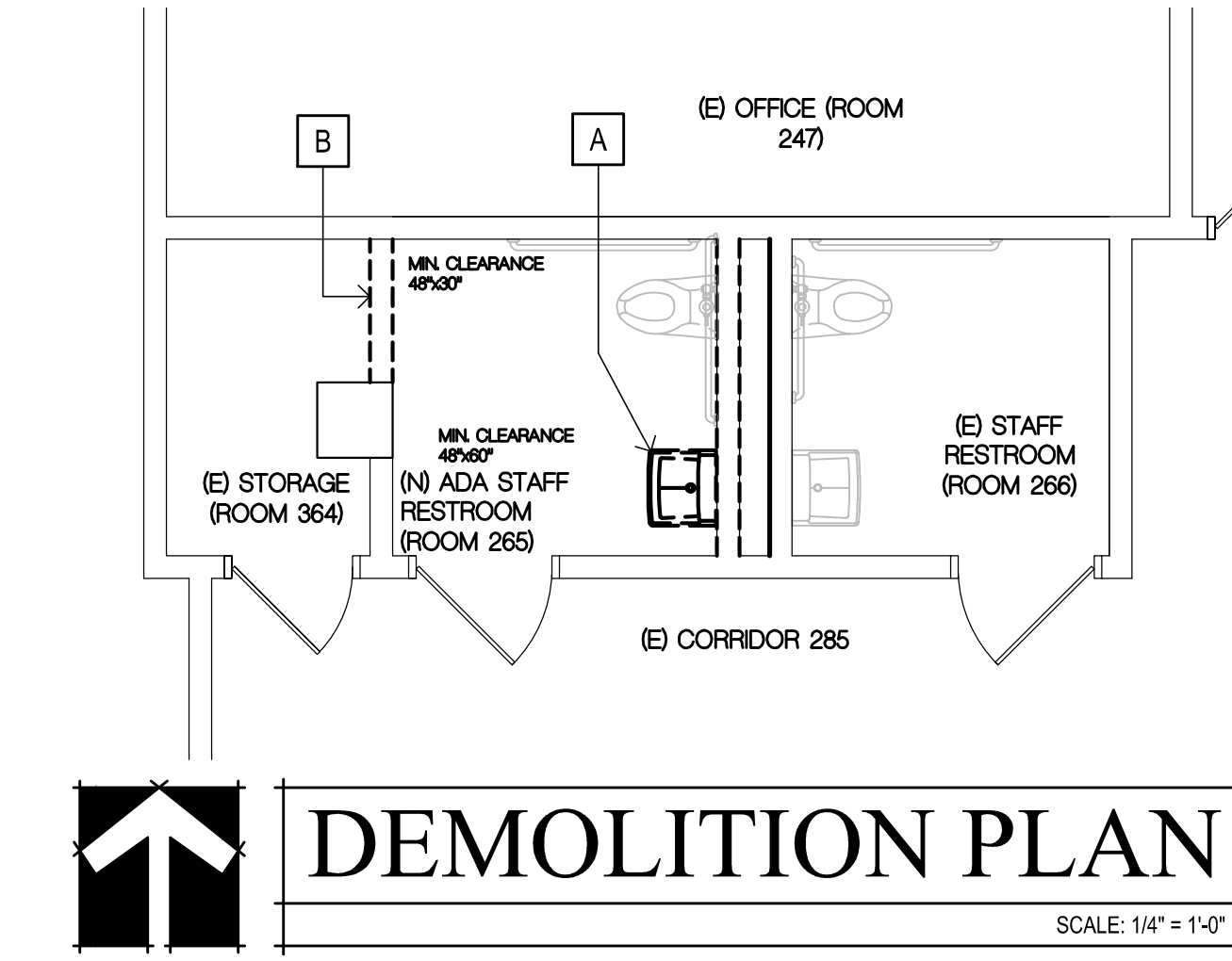
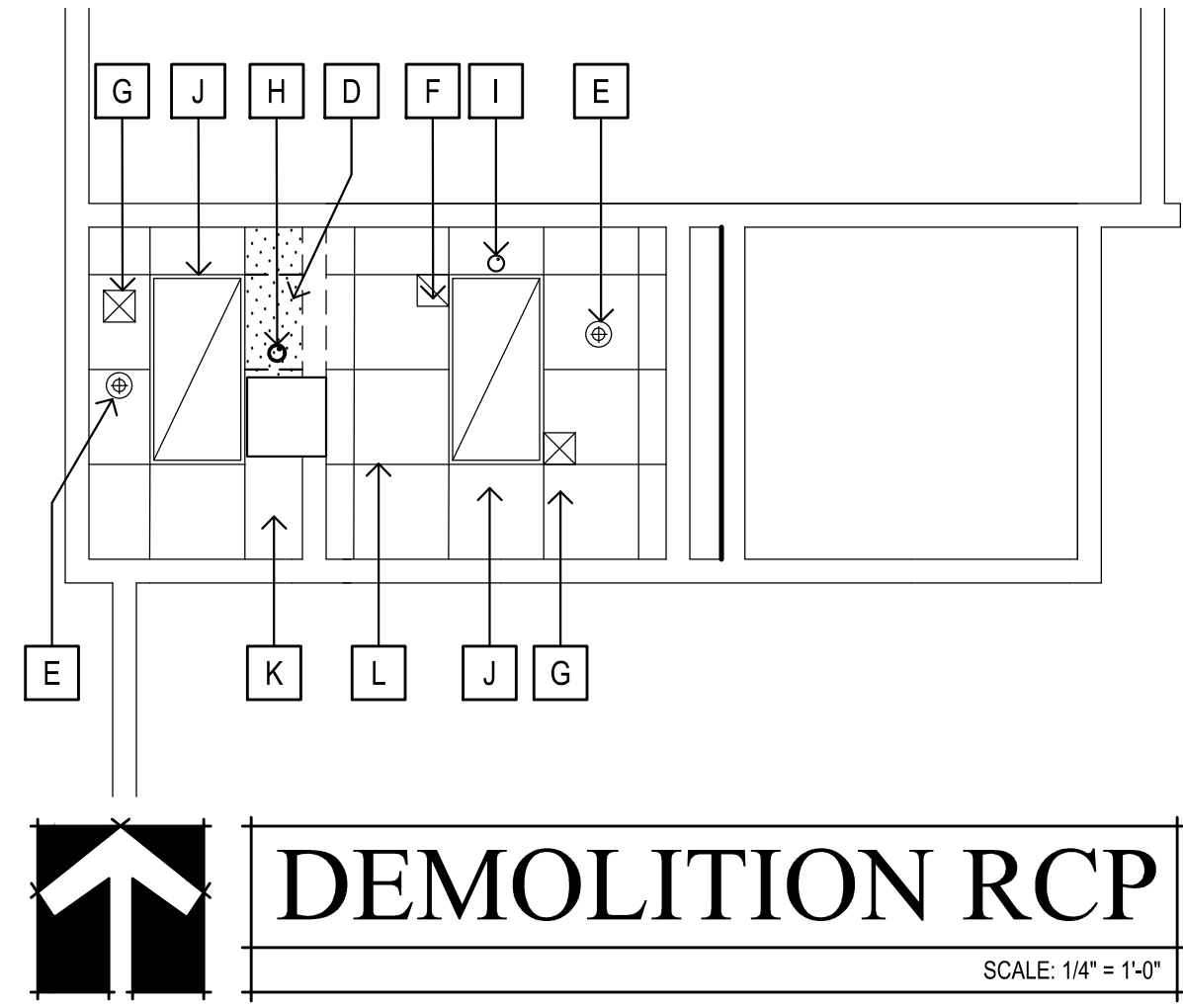
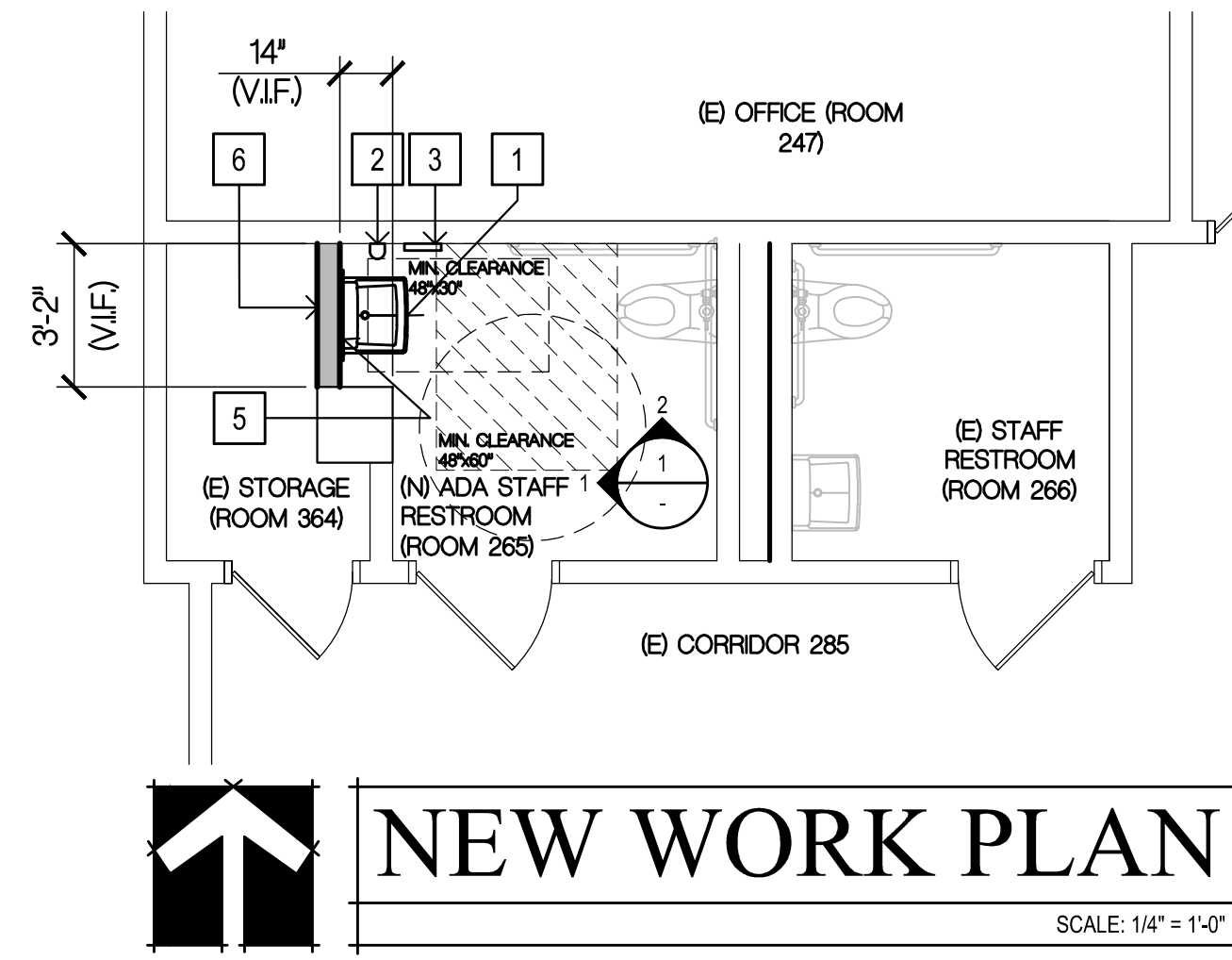
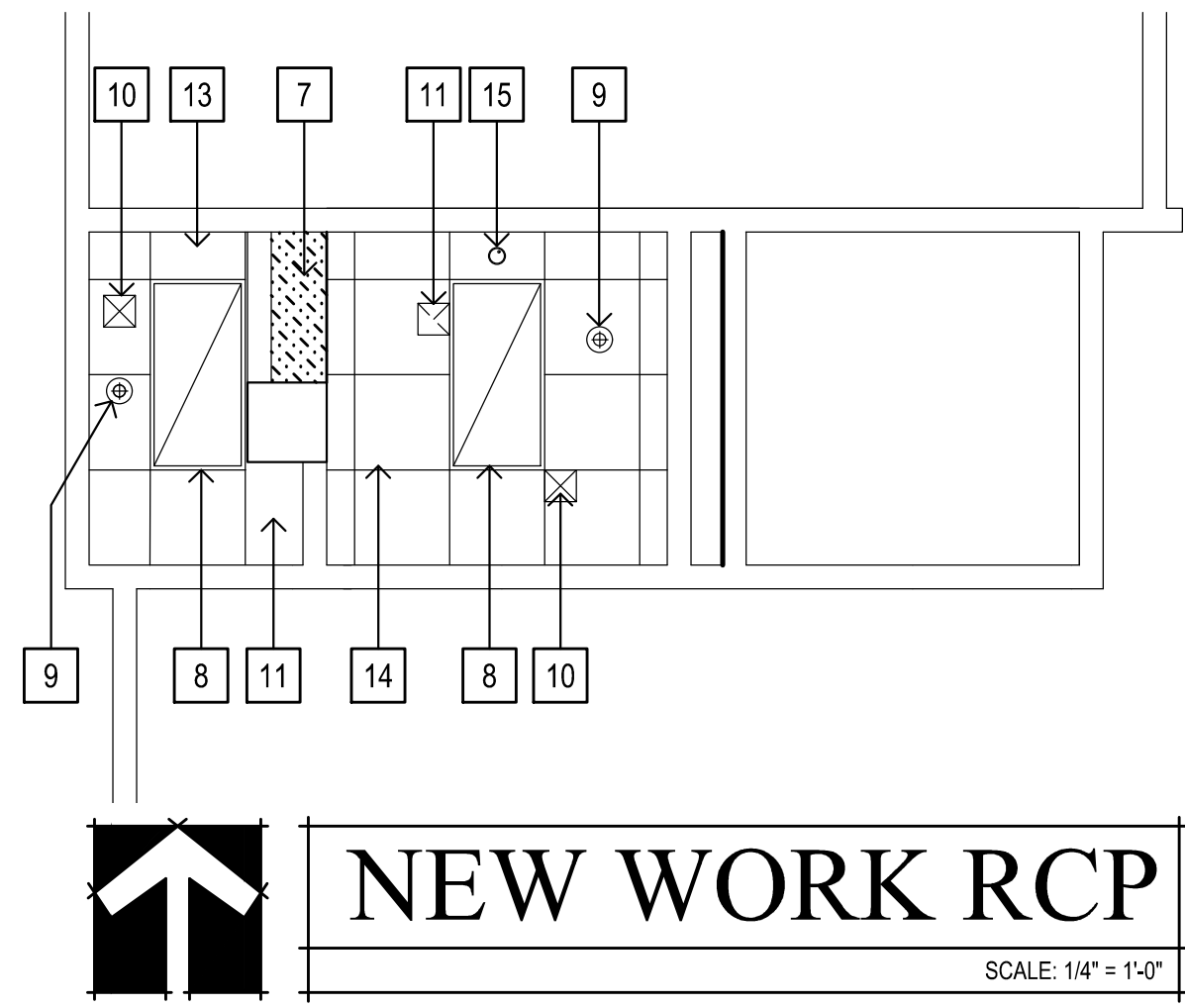
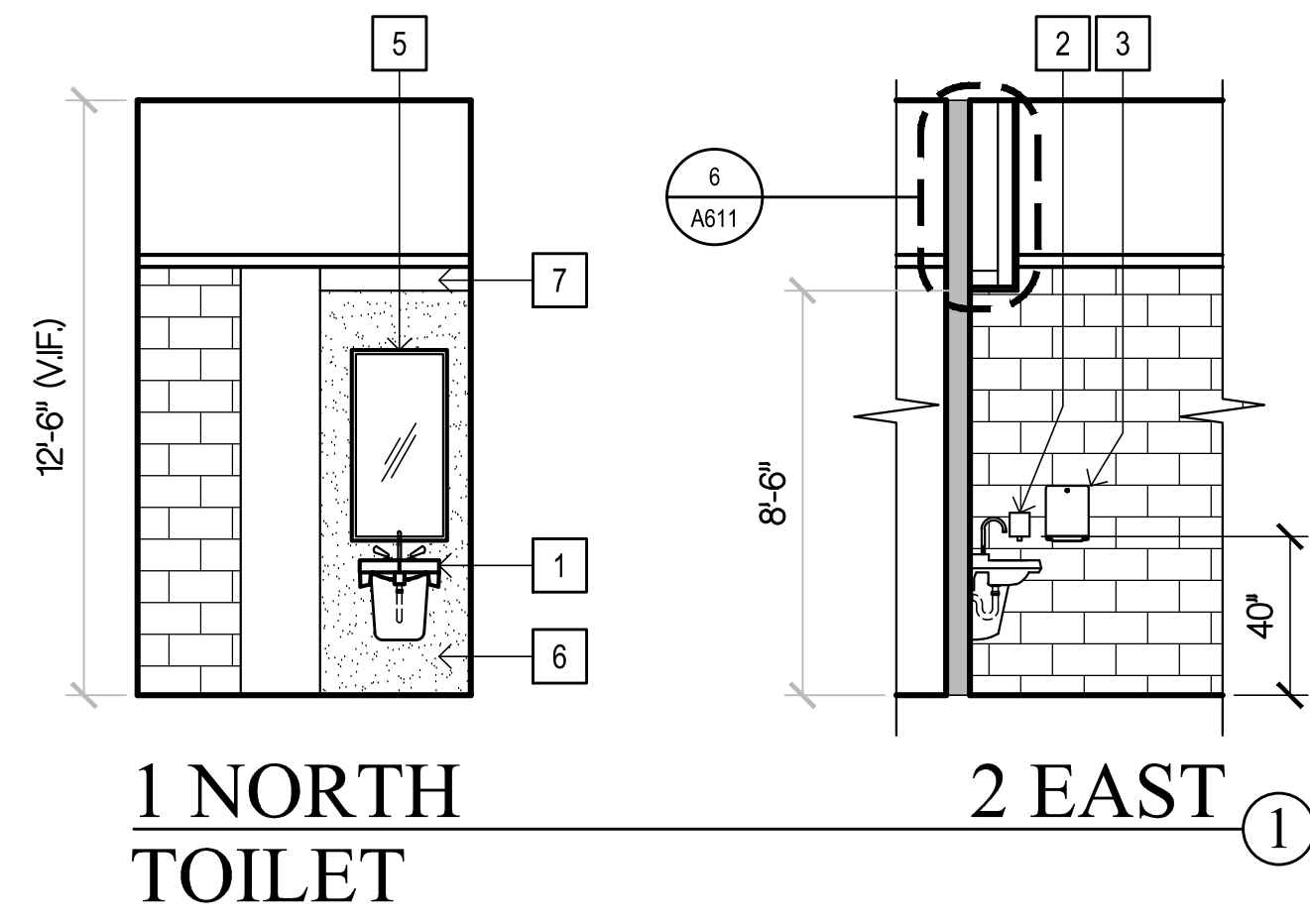
### KEY PLAN - FLOOR 3

SCALE: 1" = 30'



### KEY PLAN - FLOOR 2

SCALE: 1" = 30'



**NEW WORK SHEET NOTES**

(ALL ITEMS ARE NEW UNLESS NOTED (E) OR EXISTING)

- 1 WALL-MOUNT ADA COMPLIANT LAVATORY W/PROTECTIVE PLUMBING ENCLOSURE
- 2 SOAP DISPENSER
- 3 PAPER TOWEL DISPENSER
- 4 3'-0" x 7'-0" HOLLOW METAL DOOR AND FRAME (SEE DETAIL 10/A611)
- 5 MIRROR 24"x48" (SEE DETAIL 9/A611)
- 6 WALL 5/8" IMPACT RESISTANT GYP. BOARD OVER 6" METAL STUDS @ 16" O.C.
- 7 SOFFIT 5/8" IMPACT RESISTANT GYP. BOARD OVER 6" METAL STUDS @ 16" O.C.
- 8 LIGHT FIXTURE TO REMAIN
- 9 FIRE SPRINKLER TO REMAIN
- 10 A/C SUPPLY DIFFUSER TO REMAIN
- 11 RETURN DIFFUSER TO REMAIN
- 12 ACOUSTIC CEILING TO REMAIN
- 13 SMOKE DETECTOR IN RELOCATED POSITION
- 14 REPAIRED ACOUSTIC TILE ADHESIVE CEILING
- 15 SMOKE DETECTOR TO REMAIN

**NEW WORK GENERAL NOTES**

- 1 RECYCLE AND/OR SALVAGE FOR REUSE A MINIMUM OF 50% OF THE NON-HAZARDOUS CONSTRUCTION WASTE. UTILIZE A WASTE MANAGEMENT COMPANY THAT PROVIDES VERIFIABLE DOCUMENTATION OF THE PERCENTAGE OF CONSTRUCTION WASTE DIVERTED FROM THE LANDFILL. SUBMIT DOCUMENTATION TO SONOMA COUNTY PMD.
- 2 FINISHES AT ALTERED AREAS: REMOVE EXISTING WALL FINISHES.
- 3 PATCH, REPAIR, PREPARE ALL SURFACES FOR FINISH MATERIALS WHERE DISTURBED BY ALTERATIONS.
- 4 SEE PLUMBING DRAWINGS FOR UTILITIES LOCATION.
- 5 WALL FINISH AT ALTERED AREAS PRIMED AND PAINTED CMU WALLS TO MATCH EXISTING CONDITIONS.
- 6 FLOOR FINISH AT ALTERED AREAS: SEALED CONCRETE TO MATCH EXISTING CONDITIONS OF ROOM.
- 7 CEILING FINISH ALTERED AREAS: PAINT TO MATCH EXISTING CONDITIONS OF ROOM.
- 8 WALL FINISH BASIS-OF-DESIGN IS BASF SELBY 400 SERIES RESINOUS COATING.
- 9 FLOOR BASIS-OF-DESIGN IS BASF URETEC HP AND HP/Q POLYURETHANE-CONCRETE QUARTZ FLOOR RESURFACING SYSTEM.

**LEGEND**

(ALL ITEMS ARE NEW UNLESS NOTED (E) OR EXISTING)

- (E) CMU WALL
- METAL STUD WALL
- REMOVE (E) ACOUSTIC CEILING
- (E) SECURITY CEILING
- (N) SECURITY CEILING

**DEMOLITION SHEET NOTES**

(ALL ITEMS ARE EXISTING UNLESS NOTED (N) OR NEW)

- A REMOVE LAVATORY COMPLETELY, CAP SUPPLY AND WASTE WATER.
- B REMOVE CMU WALL COMPLETELY.
- C REMOVE DOOR, JAMB AND CASING COMPLETELY. SAW CUT FULLY GROUTED FRAME. PREPARE WALL FOR (N) DOOR.
- D REMOVE PORTION OF CEILING.
- E SPRINKLER TO REMAIN.
- F EXHAUST VENT TO REMAIN.
- G A/C VENT TO REMAIN.
- H REMOVE SMOKE DETECTOR. PREPARE CONNECTION FOR NEW LOCATION AND REUSE SMOKE DETECTOR.
- I SMOKE DETECTOR TO REMAIN.
- J LIGHT FIXTURE TO REMAIN.
- K ACOUSTIC TILE ADHESIVE CEILING TO REMAIN.
- L ACOUSTIC TILE ADHESIVE APPLIED TO STRUCTURE W/METAL "L" MOLDING AT EDGE TO REMAIN.

Copyright © 2020

All ideas, designs, arrangements and plans indicated or represented by the drawing are owned by and the property of NICHOLS MELBURG ROSSETTO and used under license or agreement for the use of such ideas, designs, arrangements or plans shall be used by, or disclosed to any person, firm or corporation for any purpose whatsoever without the written permission of NICHOLS MELBURG ROSSETTO.

**NICHOLS  
MELBURG  
ROSSETTO**  
ARCHITECTS + ENGINEERS

300 KNOLLCREST DRIVE  
REDDING, CA 96002  
(530) 222-3300 (530) 222-3538 FAX  
http://www.nmrdesign.com

**KEY PLAN**

**LICENSE STAMPS**

**PROJECT NAME**  
**ACCESSIBILITY IMPROVEMENTS**  
**FOR**  
**HUMBOLDT COUNTY**  
**JAIL**  
**901 6TH STREET**  
**EUREKA, CALIFORNIA**

**SHEET TITLE**  
**SECOND FLOOR**  
**MEDICAL**

**DRAWING STATUS**  
**CONSTRUCTION**  
**DOCUMENTS**

REVISIONS	Sym.	Description	By	Date

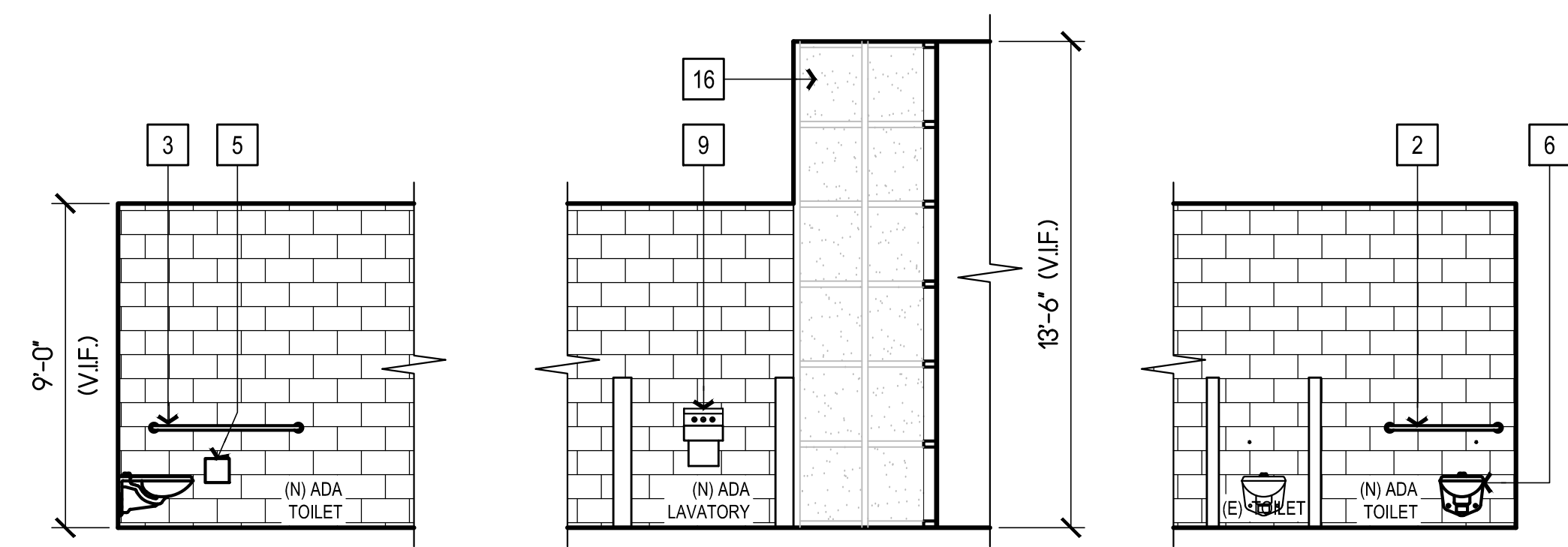
<b>Drawn By</b>	CI
<b>Checked By</b>	DR
<b>Date Drawn</b>	08/01/2021
<b>Scale</b>	AS NOTED
<b>Job No.</b>	17-643

**SHEET No.**  
**A210**

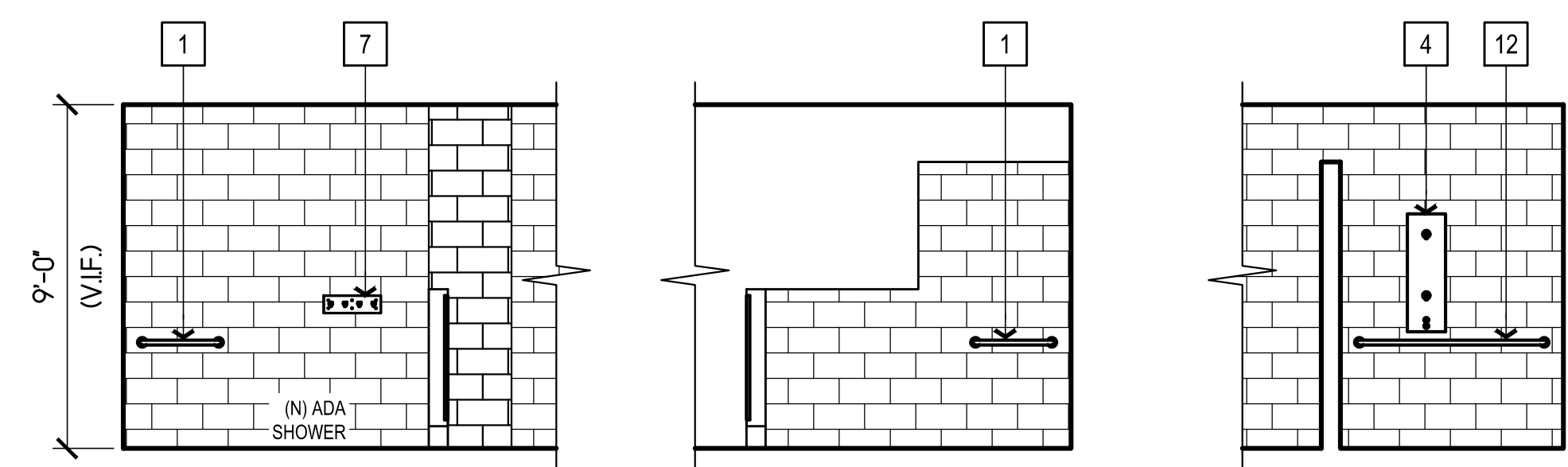




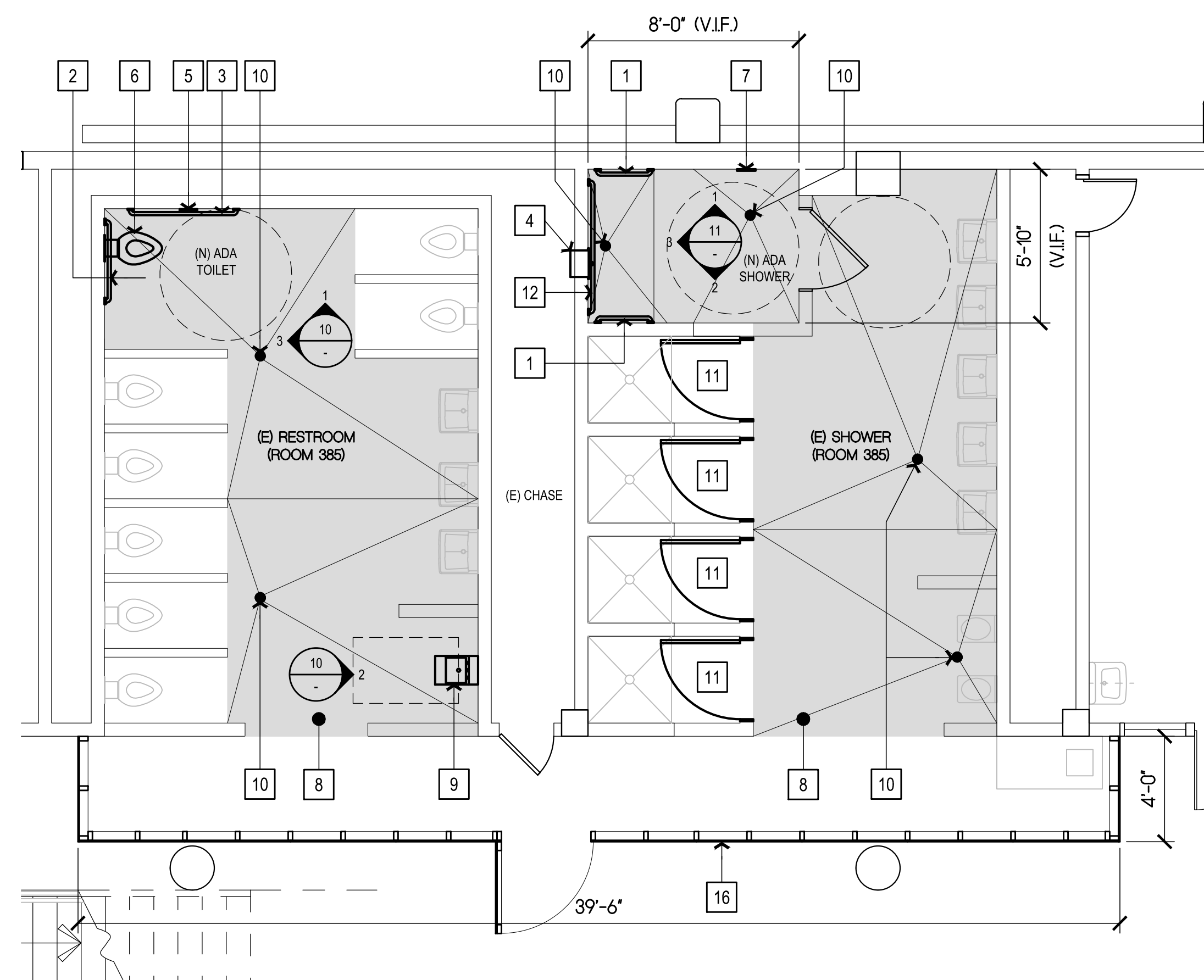
Logh Name: C:\Users\m\Documents\Projects\0800 Humboldt County ADA Compliance\04 Dormitory Showers\Drawings\Combined set 5 Phase\A\01\_1825.dwg  
 Pct Date: July 31, 2020 - 8:09 am  
 File Name: A:\Projects\0800 Humboldt County ADA Compliance\04 Dormitory Showers\Drawings\Combined set 5 Phase\A\01\_1825.dwg  
 APPS: DEBIO: NEW: A:\Projects\0800 Humboldt County ADA Compliance\04 Dormitory Showers\Drawings\Combined set 5 Phase\A\01\_1825.dwg



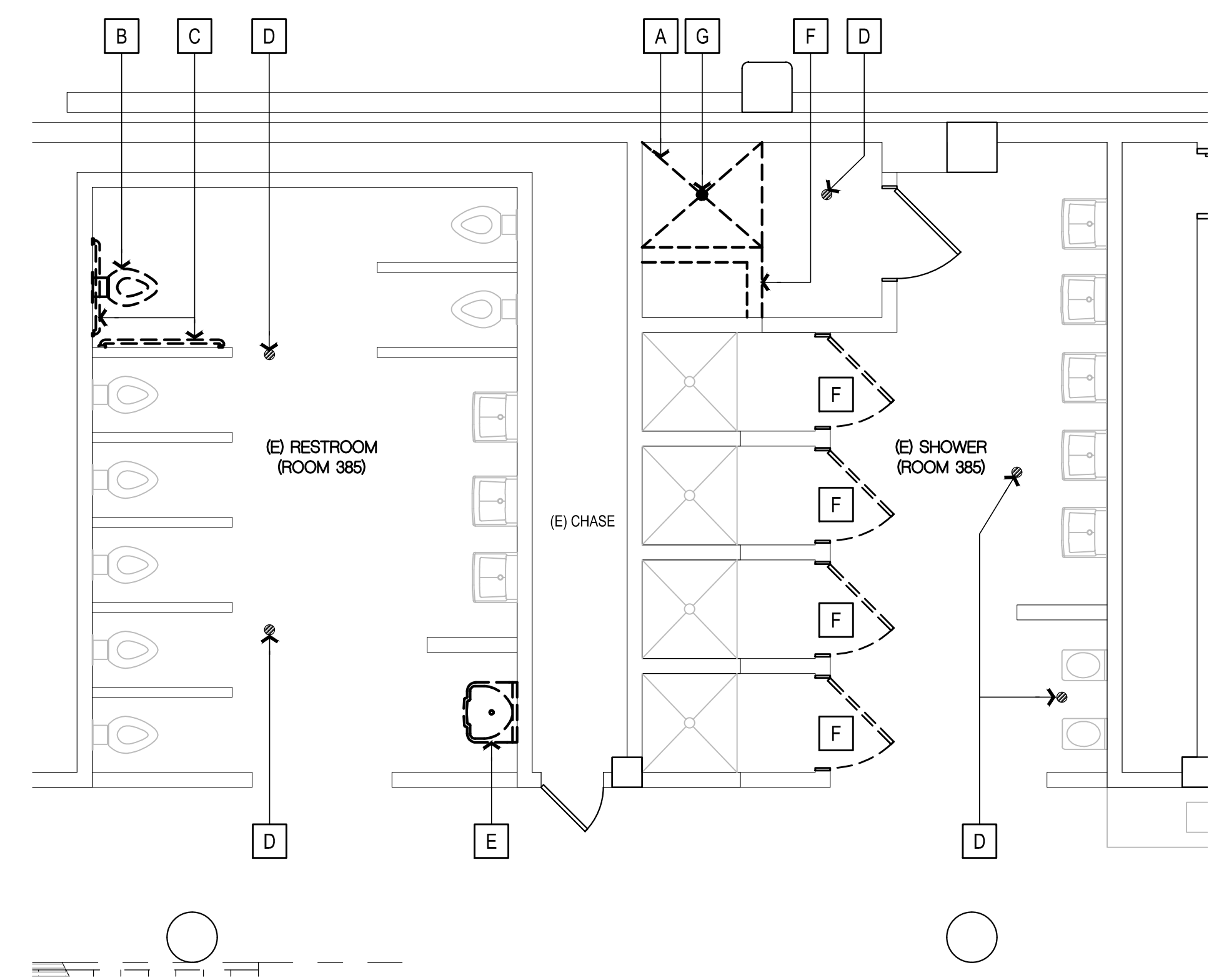
**1 NORTH TOILET**  
**2 EAST**  
**3 WEST**



**1 NORTH SHOWER**  
**2 SOUTH**  
**3 WEST**



**NEW WORK PLAN**  
 SCALE: 1/4" = 1'-0"



**DEMOLITION PLAN**  
 SCALE: 1/4" = 1'-0"

**NEW WORK SHEET NOTES**

- (ALL ITEMS ARE NEW UNLESS NOTED (E) OR EXISTING)
- 1 24" SECURITY GRAB BAR WITH CLOSURE PLATE (SEE DETAIL 12/A610).
  - 2 36" SECURITY GRAB BAR WITH CLOSURE PLATE (SEE DETAIL 12/A610).
  - 3 48" SECURITY GRAB BAR WITH CLOSURE PLATE (SEE DETAIL 12/A610).
  - 4 DUAL SHOWER HEAD UNIT.
  - 5 TOILET PAPER DISPENSER.
  - 6 WALL-MOUNT WATER CLOSET.
  - 7 TOWEL HOOK (MAX. HEIGHT 48" TO TOP OF FIXTURE).
  - 8 REPAIRED CONCRETE FLOOR WITH NEW SLOPE AND FINISH.
  - 9 WALL-MOUNT STAINLESS STEEL LAVATORY.
  - 10 FLOOR DRAIN & GRATE, PROVIDE SECURITY/TAMPER RESISTANT FASTENERS.
  - 11 4" SOLID PLASTIC DOOR (SEE DETAIL 5/A610).
  - 12 SECURITY GRAB BAR WITH CLOSURE PLATE (SEE DETAIL 12/A610).
  - 13 HANDRAIL EXTENSION WELDED TO (E) HANDRAIL, DIAMETER TO MATCH (E) HANDRAIL (SEE DETAIL 6/A610).
  - 14 HSS GATE (SEE DETAIL 2/A610).
  - 15 HSS WARNING BARRIER.
  - 16 TEMPORARY WALL WITH 3070 SOLID CORE DOOR WITH DEADBOLT LOCK (SEE DETAIL 8/A610).

**NEW WORK GENERAL NOTES**

- 1 RECYCLE AND/OR SALVAGE FOR REUSE A MINIMUM OF 50% OF THE OF THE NON-HAZARDOUS CONSTRUCTION WASTE. UTILIZE A WASTE MANAGEMENT COMPANY THAT PROVIDES VERIFIABLE DOCUMENTATION OF THE PERCENTAGE OF CONSTRUCTION WASTE DIVERTED FROM THE LANDFILL. SUBMIT DOCUMENTATION TO SONOMA COUNTY PRMD.
- 2 FINISHES AT ALTERED AREAS: REMOVE EXISTING WALL MATERIALS WHERE DISTURBED BY ALTERATIONS.
- 3 PATCH, REPAIR, PREPARE ALL SURFACES FOR FINISH MATERIALS WHERE DISTURBED BY ALTERATIONS.
- 4 ADJUST FLOOR SLOPES PER PLANS.
- 5 SEALED CONCRETE TO MATCH (E) CONDITIONS. REPAIR WHERE DISTURBED BY ALTERATION PROCESS.
- 6 SEE MECHANICAL AND PLUMBING DRAWINGS FOR UTILITY LOCATION IN CHASE.
- 7 WALL FINISH AT ALTERED AREAS PRIMED AND PAINTED CMU WALLS TO MATCH EXISTING CONDITIONS.
- 8 FLOOR FINISH AT ALTERED AREAS: SEALED CONCRETE TO MATCH EXISTING CONDITIONS OF ROOM.
- 9 INSTALL RESINOUS EPOXY COATING ON ALL WALLS, FLOOR AND CEILING OF THE SHOWER AREA.
- 10 PROVIDE POLYURETHANE CONCRETE FILLER SYSTEM APPROVED BY THE FLOORING MANUFACTURER TO CREATE REQUIRED FLOOR SLOPE.
- 11 ALL ADDED, MOVED OR MODIFIED STEEL PIPE RAILING AND STAIRS COMPONENTS TO BE PREPARED FOR PRIME AND PAINT FINISH GRIND SMOOTH, ACCURATE AND TRUE TO PROFILE THE FOLLOWING STEEL CONNECTIONS:
  - EXPOSED CUT AND/OR FILLED ENDS OF FABRICATED SHAPES
  - ALL WELDS EXPOSED TO VIEW
  - MITERED AND FIT-UP CORNERS AND INTERSECTIONS
- 12 PRIME AND PAINT FINISH AT ALL ADDED, MOVED OR ALTERED HANDRAIL ASSEMBLIES TO MATCH EXISTING CONDITIONS.
- 13 EXISTING STAIRS HAVE OPEN RISERS, RISERS SHALL REMAIN OPEN PER 2018 CBC 1008.7.5.3 EXCEPTION 2.

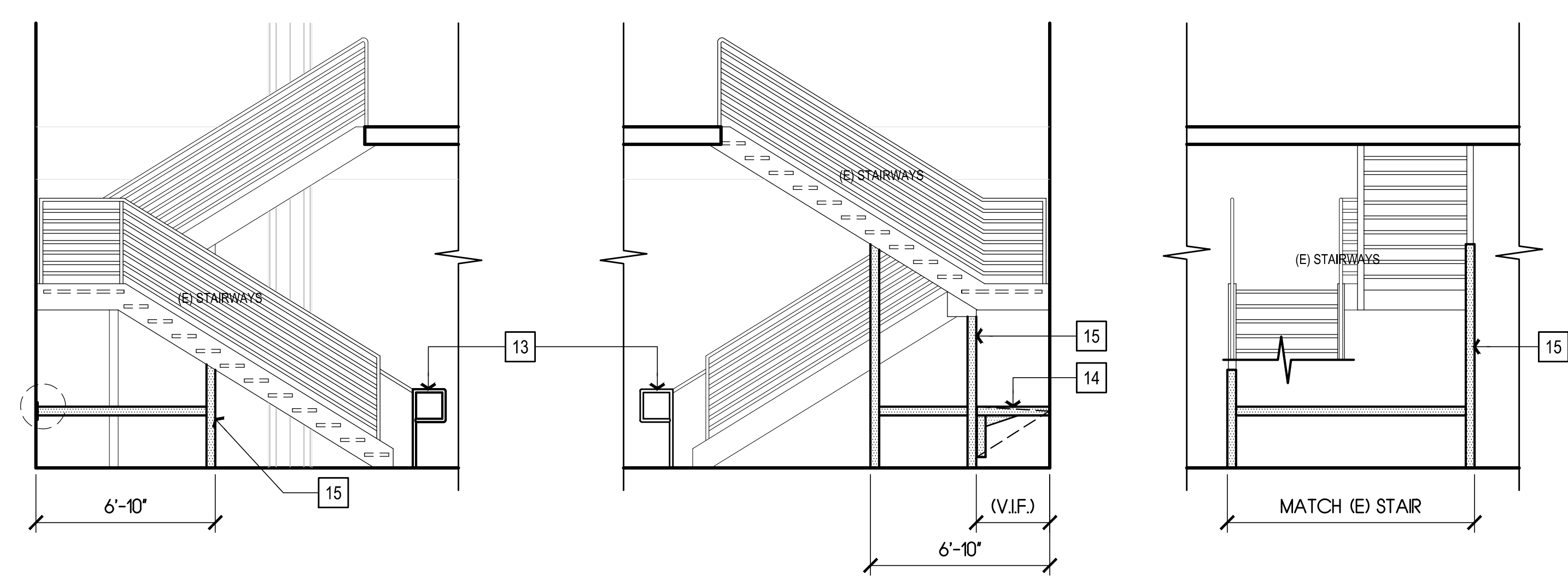
**LEGEND**

- (ALL ITEMS ARE NEW UNLESS NOTED (E) OR EXISTING)
- (E) CMU WALL
  - PATCH, REPAIR, SLOPE AND PAINT (E) FLOOR

**DEMOLITION SHEET NOTES**

- (ALL ITEMS ARE EXISTING UNLESS NOTED (N) OR NEW)
- A REMOVE SHOWER INSERT COMPLETELY.
  - B REMOVE WATER CLOSET COMPLETELY. PREPARE CONNECTIONS FOR NEW POSITION.
  - C REMOVE GRAB BARS. REPAIR AREAS DISTURBED BY ALTERATION.
  - D REMOVE FLOOR DRAIN. ADJUST CONNECTION FOR NEW DRAIN AND PROVIDE A SMOOTH TRANSITION AT NEW FLOORING.
  - E REMOVE LAVATORY. PREPARE CONNECTIONS FOR NEW FIXTURE.
  - F REMOVE DOOR STALL COMPLETELY.
  - G REMOVE FLOOR DRAIN. PREPARE CONNECTION FOR NEW POSITION.
  - H CUT END OF HANDRAIL. PREPARE STEEL PIPE FOR NEW EXTENSION.

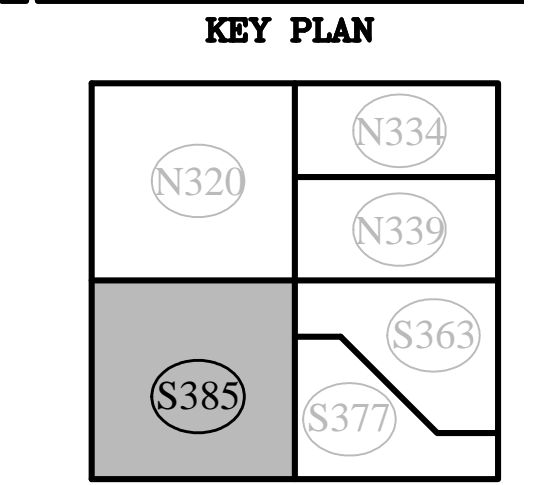
**DEMOLITION PLAN** SCALE: 1/4" = 1'-0"  
**NEW WORK PLAN** SCALE: 1/4" = 1'-0"



**1 NORTH STAIRS**  
**2 SOUTH**  
**3 EAST**

Copyright © 2020  
 All ideas, designs, arrangements and plans indicated or represented by this drawing are owned by and the property of NICHOLS MELBURC ROSSETTO ARCHITECTS + ENGINEERS.  
 None of such ideas, designs, arrangements or plans shall be used, copied or disclosed to any person, firm or corporation for any purpose whatsoever without the written permission of NICHOLS MELBURC ROSSETTO.

NICHOLS  
 MELBURC  
 ROSSETTO  
 ARCHITECTS + ENGINEERS  
 300 KNOLLCREST DRIVE  
 REDDING, CA 96002  
 (530) 222-3300 (530) 222-3538 FAX  
 http://www.nmrdesign.com



**PROJECT NAME**  
**ACCESSIBILITY IMPROVEMENTS**  
**FOR HUMBOLDT COUNTY JAIL**  
 901 5TH STREET  
 EUREKA, CALIFORNIA

**SHEET TITLE**  
 THIRD LEVEL  
 ROOM S385

**DRAWING STATUS**  
 CONSTRUCTION  
 DOCUMENTS

**REVISIONS**

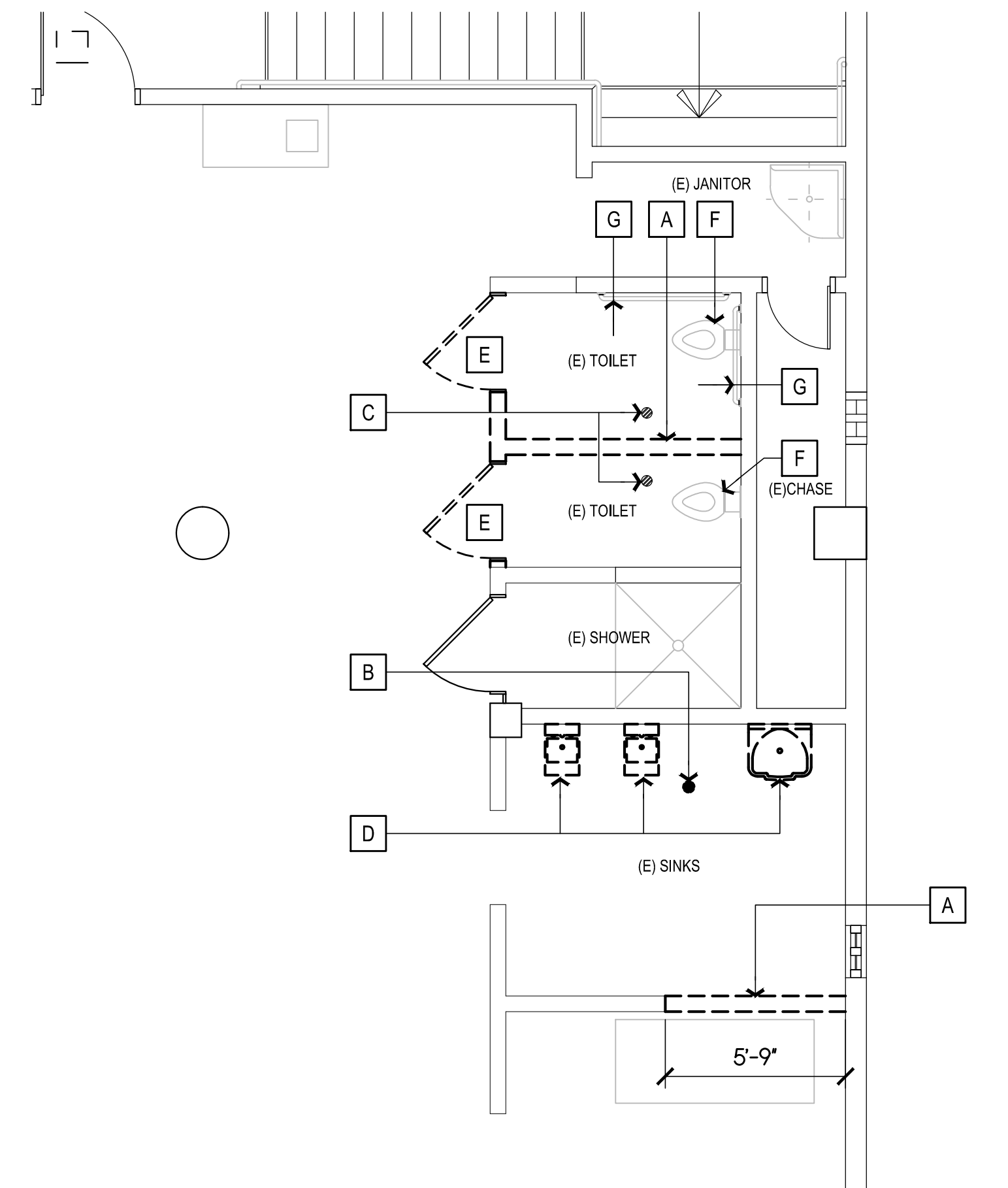
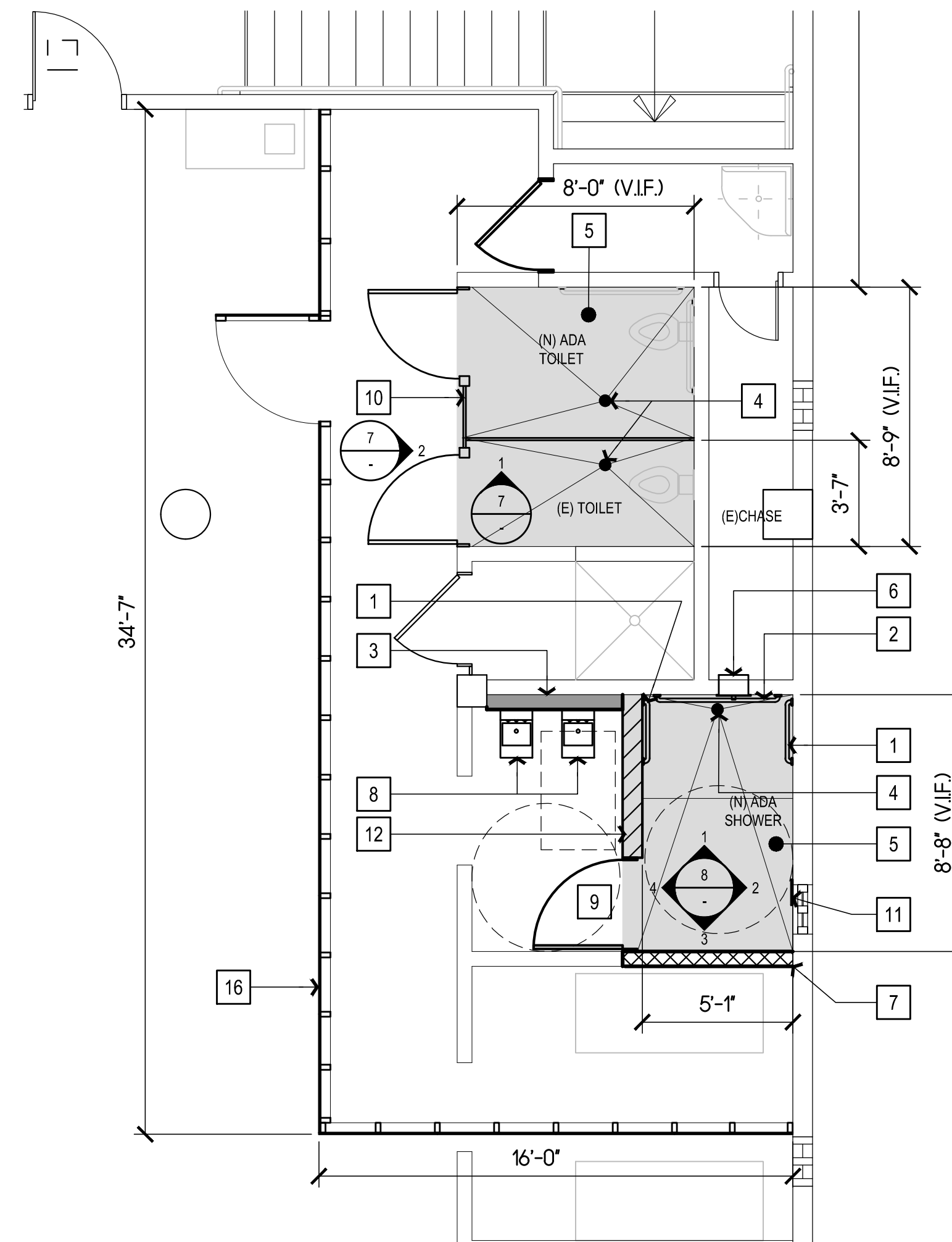
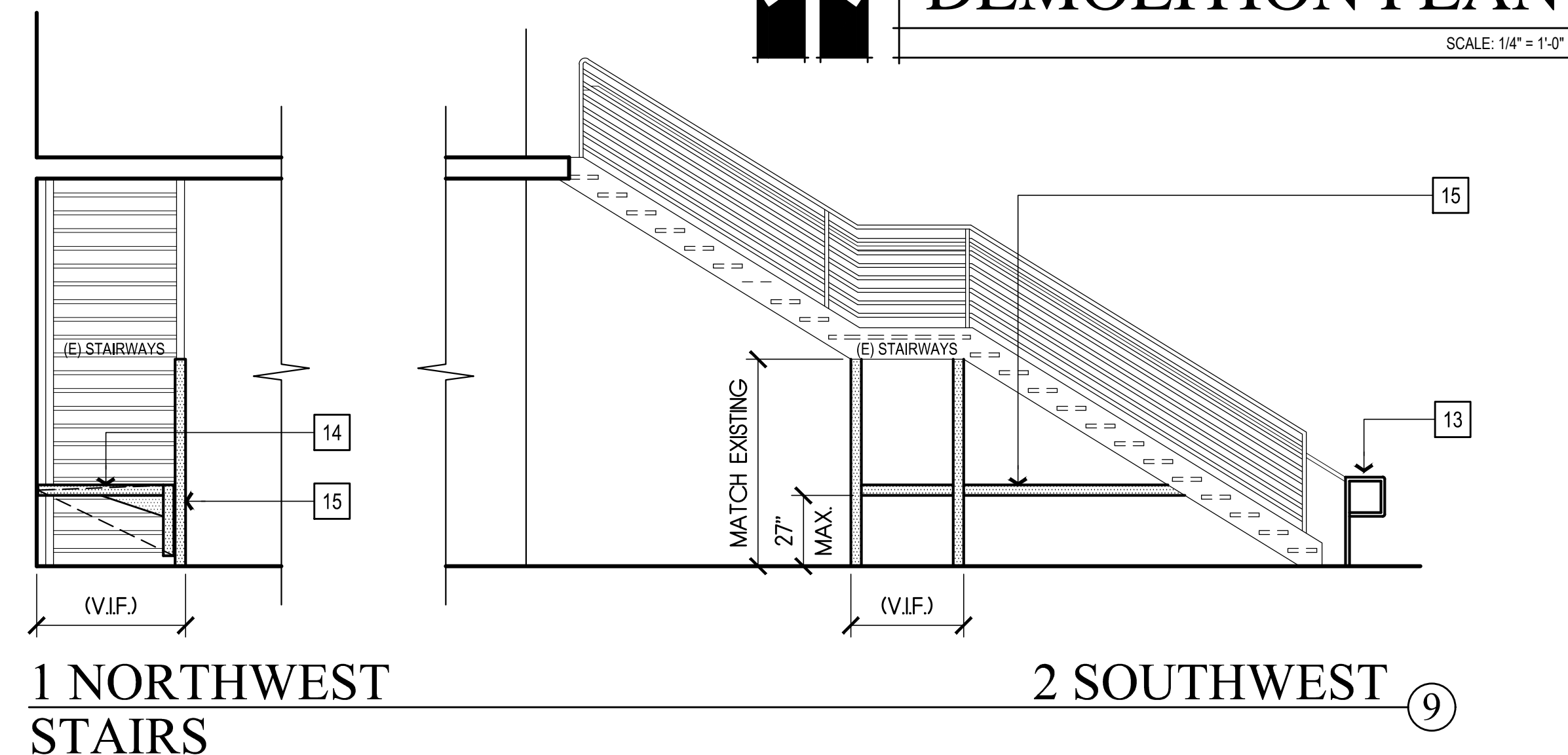
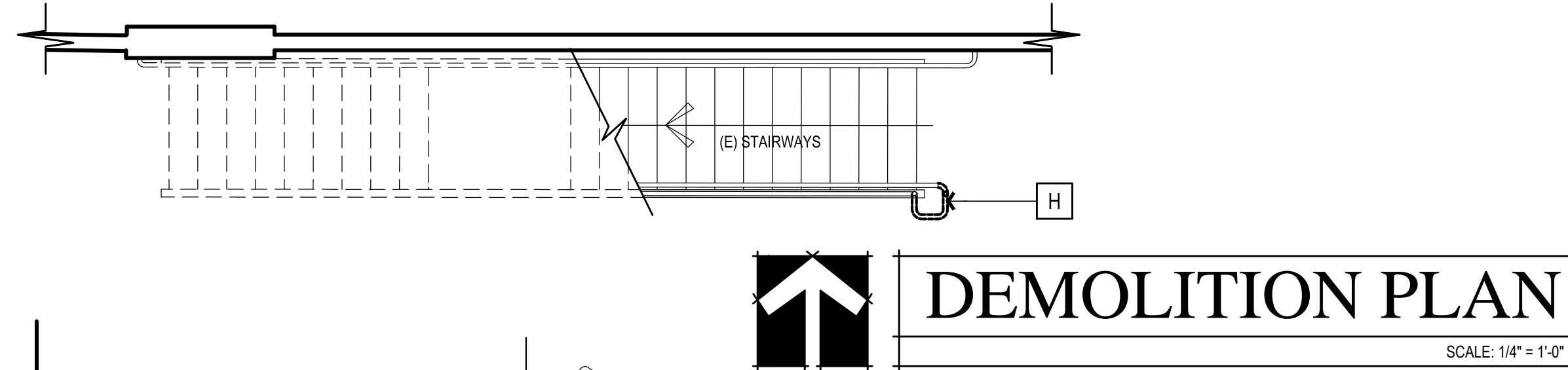
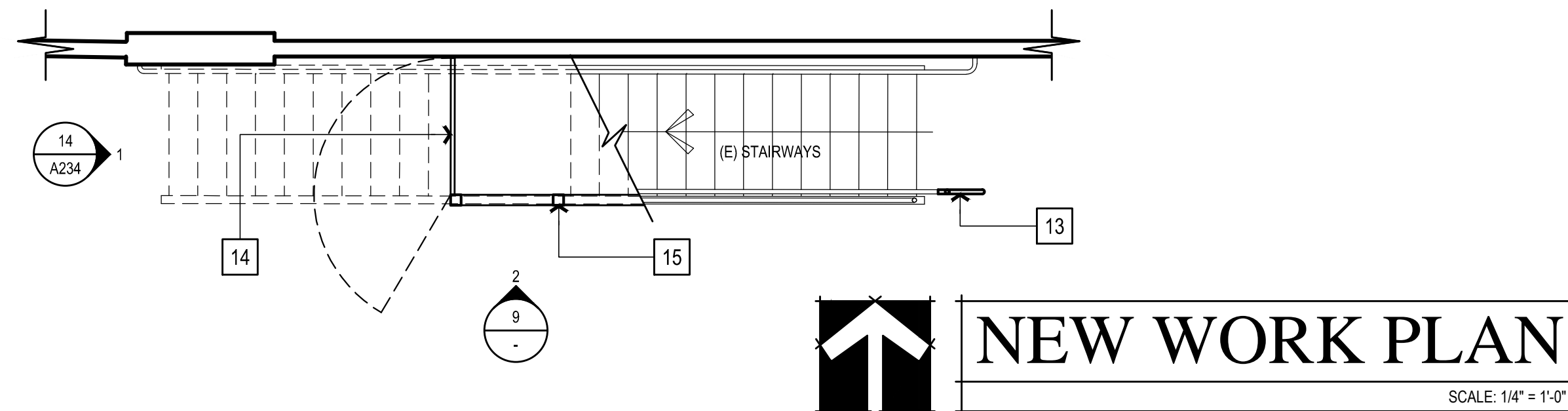
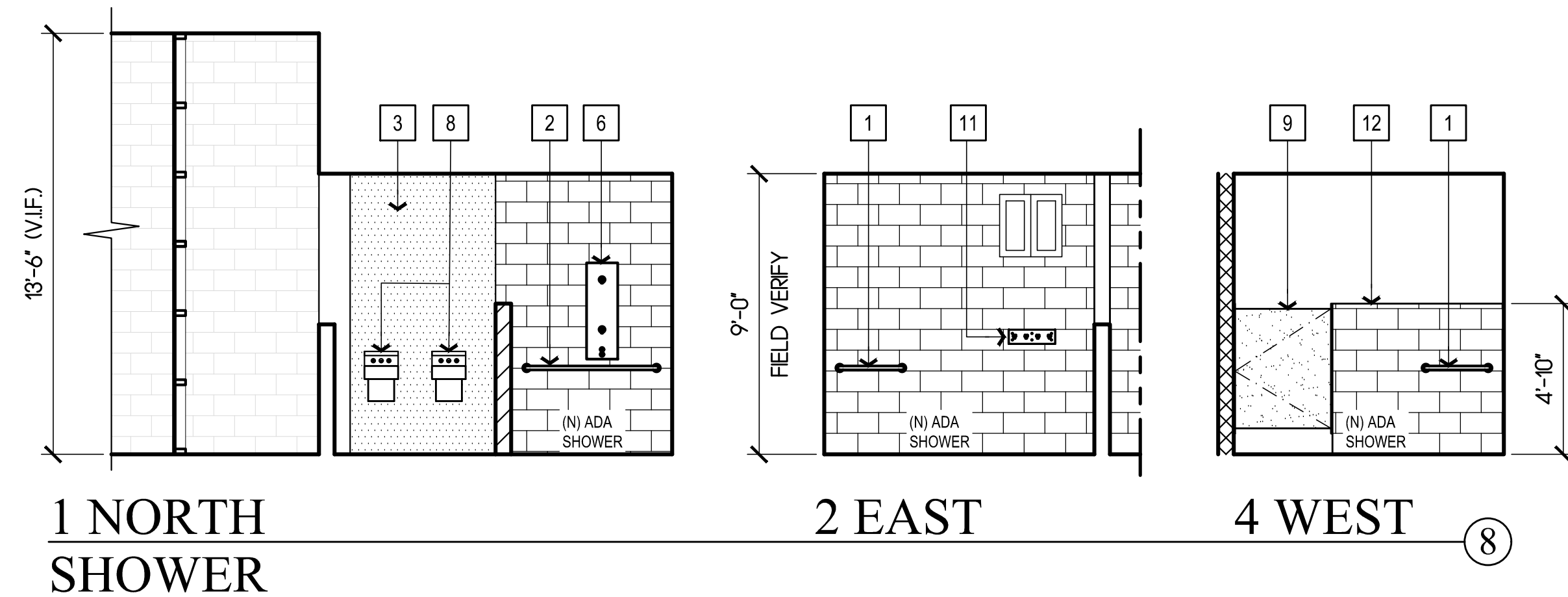
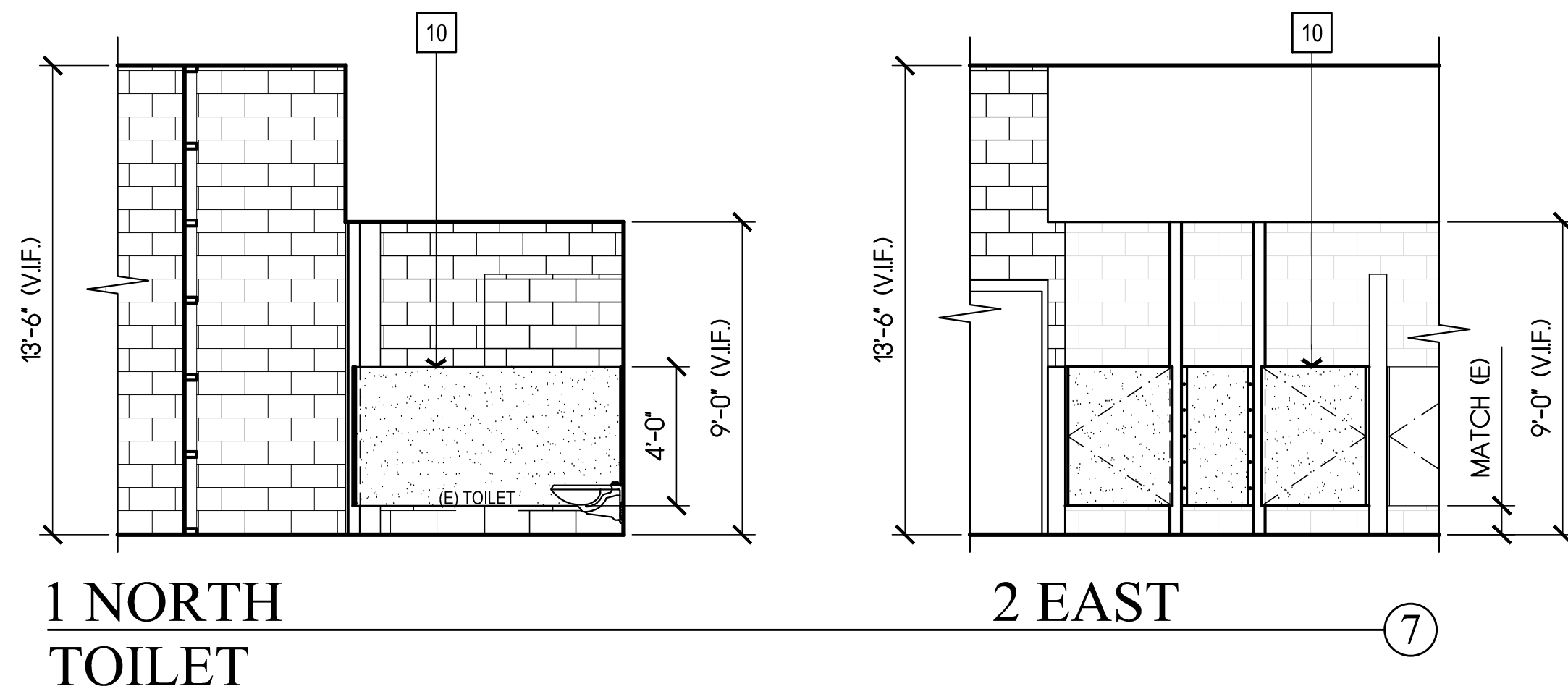
Sym.	Description	By	Date

<b>Drawn By</b>	CI
<b>Checked By</b>	DR
<b>Date Drawn</b>	08/01/2021
<b>Scale</b>	AS NOTED
<b>Job No.</b>	17-6431

**SHEET No.**  
**A220**



Log# Name: C:\Users\cristina\OneDrive\Documents\Drawings\Combined Set 5 Phase\A230\_1.dwg  
 Plot Date: July 30, 2020 - 8:07 am  
 File Name: N:\Projects\2020\A230\1\Drawings\A230\_1.dwg  
 Project: NEW A230\_1 Third Level 1x16x16 Second Floor  
 User: cristina



**NEW WORK SHEET NOTES**

- ALL ITEMS ARE NEW UNLESS NOTED (E) OR EXISTING!
- 2" SECURITY GRAB BAR WITH CLOSURE PLATE (SEE DETAIL 12/A610)
  - SECURITY GRAB BAR WITH CLOSURE PLATE (SEE DETAIL 12/A610)
  - 5/8" IMPACT RESISTANT GYP. BOARD OVER 6" METAL STUDS @ 16" O.C.
  - FLOOR DRAIN & GRATE, PROVIDE SECURITY/TAMPER RESISTANT FASTENERS.
  - REPAIRED CONCRETE FLOOR WITH NEW SLOPE AND FINISH.
  - DUAL SHOWER HEAD UNIT.
  - 6" CMU WALL TO UNDERSIDE OF STRUCTURE (SEE DETAILS 16/10, 2/6/10 AND 3/6/10)
  - WALL-MOUNT STAINLESS STEEL LAVATORY.
  - 1" SOLID PLASTIC DOOR (SEE DETAIL 5/A611)
  - 1" SOLID PLASTIC PARTITION WITH 1" SOLID PLASTIC DOOR (SEE DETAIL 7/A611)
  - TOWEL HOOK (MAX. HEIGHT 48" TO TOP OF FIXTURE)
  - 6" CMU WALL PARTITION.
  - HANDRAIL EXTENSION WELDED TO (E) HANDRAIL DIAMETER TO MATCH (E) HANDRAIL (SEE DETAIL 6/A610)
  - HSS GATE (SEE DETAIL 2/A611)
  - HSS WARNING BARRIER.
  - TEMPORARY WALL WITH 3070 SOLID CORE DOOR WITH DEADBOLT LOCK (SEE DETAIL 8/A611)

**NEW WORK GENERAL NOTES**

- RECYCLE AND/OR SALVAGE FOR REUSE A MINIMUM OF 50% OF THE NON-HAZARDOUS CONSTRUCTION WASTE. UTILIZE A WASTE MANAGEMENT COMPANY THAT PROVIDES VERIFIABLE DOCUMENTATION OF THE PERCENTAGE OF CONSTRUCTION WASTE DIVERTED FROM THE LANDFILL. SUBMIT DOCUMENTATION TO SONOMA COUNTY PRMD.
- FINISHES AT ALTERED AREAS: REMOVE EXISTING WALL FINISHES.
- PATCH, REPAIR, PREPARE ALL SURFACES FOR FINISH MATERIALS WHERE DISTURBED BY ALTERATIONS.
- ADJUST FLOOR SLOPES PER PLANS.
- SEALED CONCRETE TO MATCH (E) CONDITIONS. REPAIR WHERE DISTURBED BY ALTERATION PROCESS.
- SEE MECHANICAL AND PLUMBING DRAWINGS FOR UTILITY LOCATION IN CHASE.
- WALL FINISH AT ALTERED AREAS PRIME AND PAINTED CMU WALLS TO MATCH EXISTING CONDITIONS.
- FLOOR FINISH AT ALTERED AREAS: SEALED CONCRETE TO MATCH EXISTING CONDITIONS OF ROOM.
- INSTALL RESINOUS EPOXY COATING ON ALL WALLS, FLOOR AND CEILING OF THE SHOWER AREA.
- PROVIDE POLYURETHANE CONCRETE FILLER SYSTEM APPROVED BY THE FLOORING MANUFACTURER TO CREATE REQUIRED FLOOR SLOPE.
- ALL ADDED, MOVED OR MODIFIED STEEL PIPE RAILING AND STAIRS COMPONENTS TO BE PREPARED FOR PRIME AND PAINT FINISH. GRIND SMOOTH, ACCURATE AND TRUE TO PROFILE THE FOLLOWING STEEL CONNECTIONS:
  - EXPOSED CUT AND/OR FILLED ENDS OF FABRICATED SHAPES
  - ALL WELDS EXPOSED TO VIEW
  - MITERED AND FIT-UP CORNERS AND INTERSECTIONS
- PRIME AND PAINT FINISH AT ALL ADDED, MOVED OR ALTERED HANDRAIL ASSEMBLIES TO MATCH EXISTING CONDITIONS.
- EXISTING STAIRS HAVE OPEN RISERS. RISERS SHALL REMAIN OPEN PER 2013 CBC 1009.7.53 EXCEPTION 2.

**LEGEND**

- ALL ITEMS ARE NEW UNLESS NOTED (E) OR EXISTING!
- (E) CMU WALL
  - 6" CMU WALL LOW PARTITION
  - 6" CMU WALL TO UNDERSIDE OF STRUCTURE
  - IMPACT RESISTANT GYPSUM WALL
  - PATCH, REPAIR, SLOPE AND PAINT (E) FLOOR

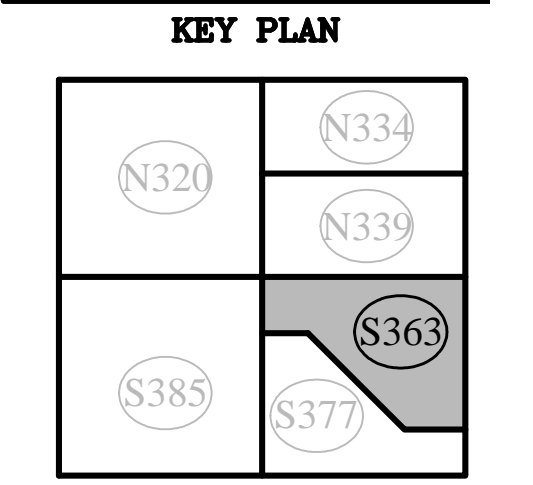
**DEMOLITION SHEET NOTES**

- ALL ITEMS ARE EXISTING UNLESS NOTED (N) OR NEW!
- A REMOVE CMU PARTITION COMPLETELY.
  - B REMOVE FLOOR DRAIN COMPLETELY. PREPARE CONNECTION FOR (N) FLOOR DRAIN.
  - C REMOVE FLOOR DRAIN. ADJUST CONNECTION FOR NEW DRAIN AND PROVIDE A SMOOTH TRANSITION AT NEW FLOORING.
  - D REMOVE LAVATORY COMPLETELY. PREPARE CONNECTIONS FOR NEW WALL.
  - E REMOVE DOOR STALL COMPLETELY.
  - F WATER CLOSET TO REMAIN.
  - G GRAB BAR TO REMAIN.
  - H CUT END OF HANDRAIL. PREPARE STEEL PIPE FOR NEW EXTENSION.

Copyright © 2020

All ideas, designs, arrangements and plans indicated or represented by this drawing are owned by, and the property of, NICHOLS MELBURG ROSSETTO, and are not to be reproduced, stored in a retrieval system, or transmitted in any form or by any means, electronic, mechanical, photocopying, recording, or by any information storage and retrieval system, without the written permission of NICHOLS MELBURG ROSSETTO.

**NICHOLS MELBURG ROSSETTO**  
ARCHITECTS + ENGINEERS  
300 KNOLLCREST DRIVE  
REDDING, CA 96002  
(530) 222-3300 (530) 222-3538 FAX  
<http://www.nmrdesign.com>



**PROJECT NAME**  
ACCESSIBILITY IMPROVEMENTS FOR HUMBOLDT COUNTY JAIL

**901 6TH STREET EUREKA, CALIFORNIA**

**SHEET TITLE**  
THIRD LEVEL ROOM S363

**DRAWING STATUS**  
CONSTRUCTION DOCUMENTS

**REVISIONS**

Sym.	Description	Date

Drawn By	CI
Checked By	DR
Date Drawn	08/01/2021
Scale	AS NOTED
Job No.	17-6431

**SHEET No.**  
A230



















**NICHOLS MELBURG ROSSETTO**  
 ARCHITECTS + ENGINEERS  
 300 KNOLLCREST DRIVE  
 REDDING, CA 96002  
 (530) 222-3300 (530) 222-3538 FAX  
<http://www.nmrdesign.com>

**KEY PLAN**

**LICENSE STAMPS**



**PROJECT NAME**  
**ACCESSIBILITY IMPROVEMENTS**  
**FOR HUMBOLDT COUNTY JAIL**

**901 6TH STREET EUREKA, CALIFORNIA**

**SHEET TITLE**  
**DETAILS**

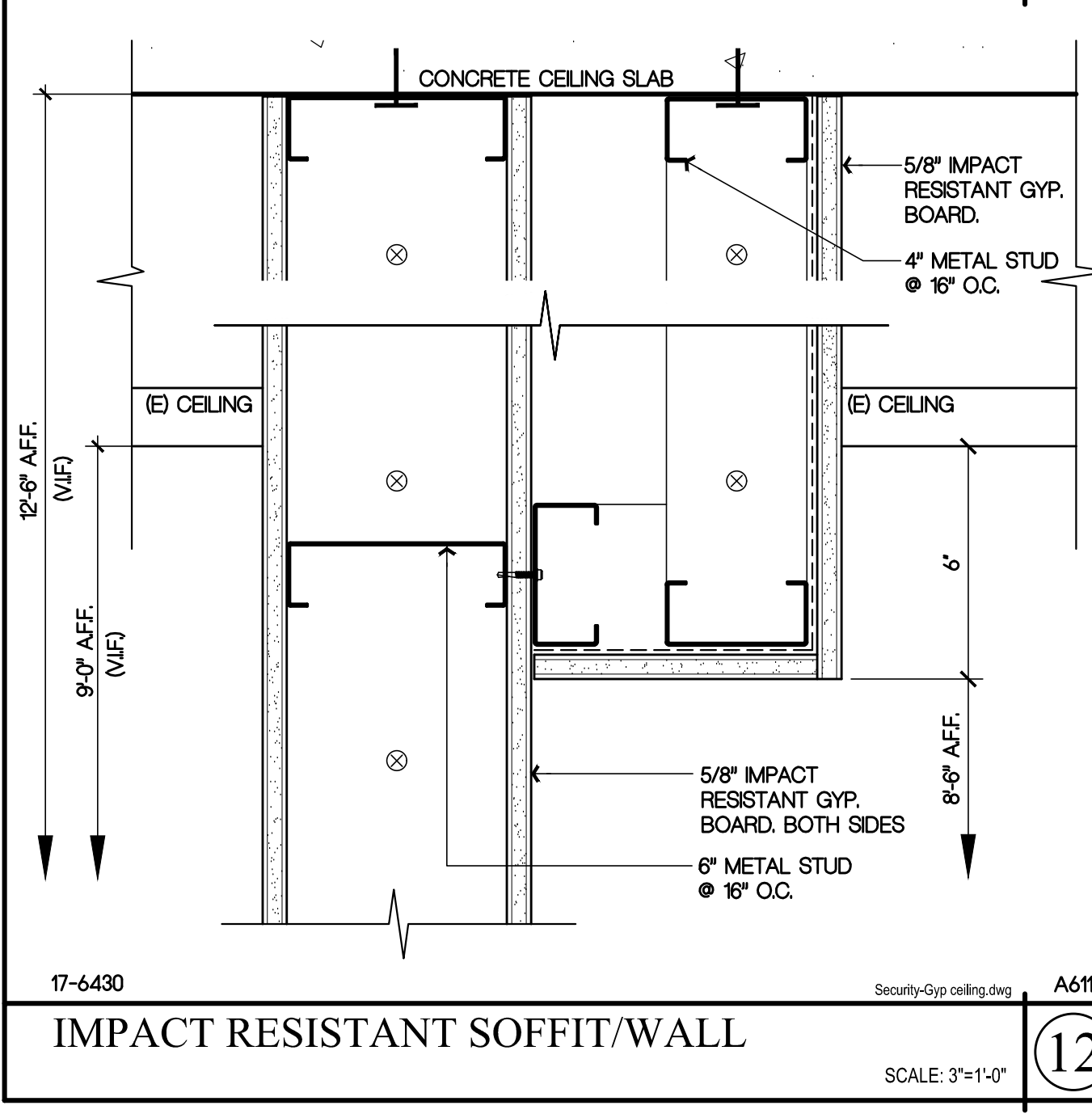
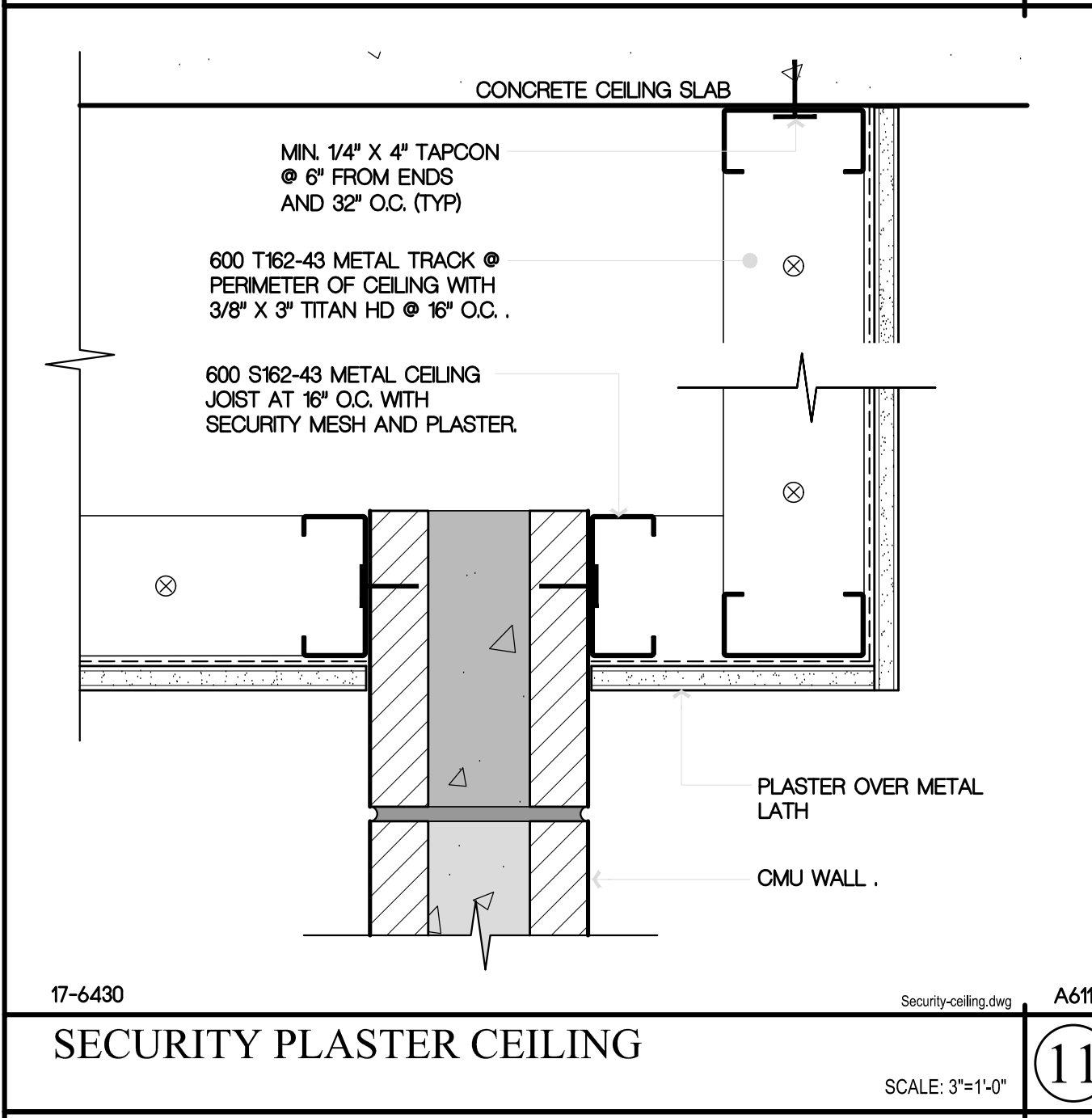
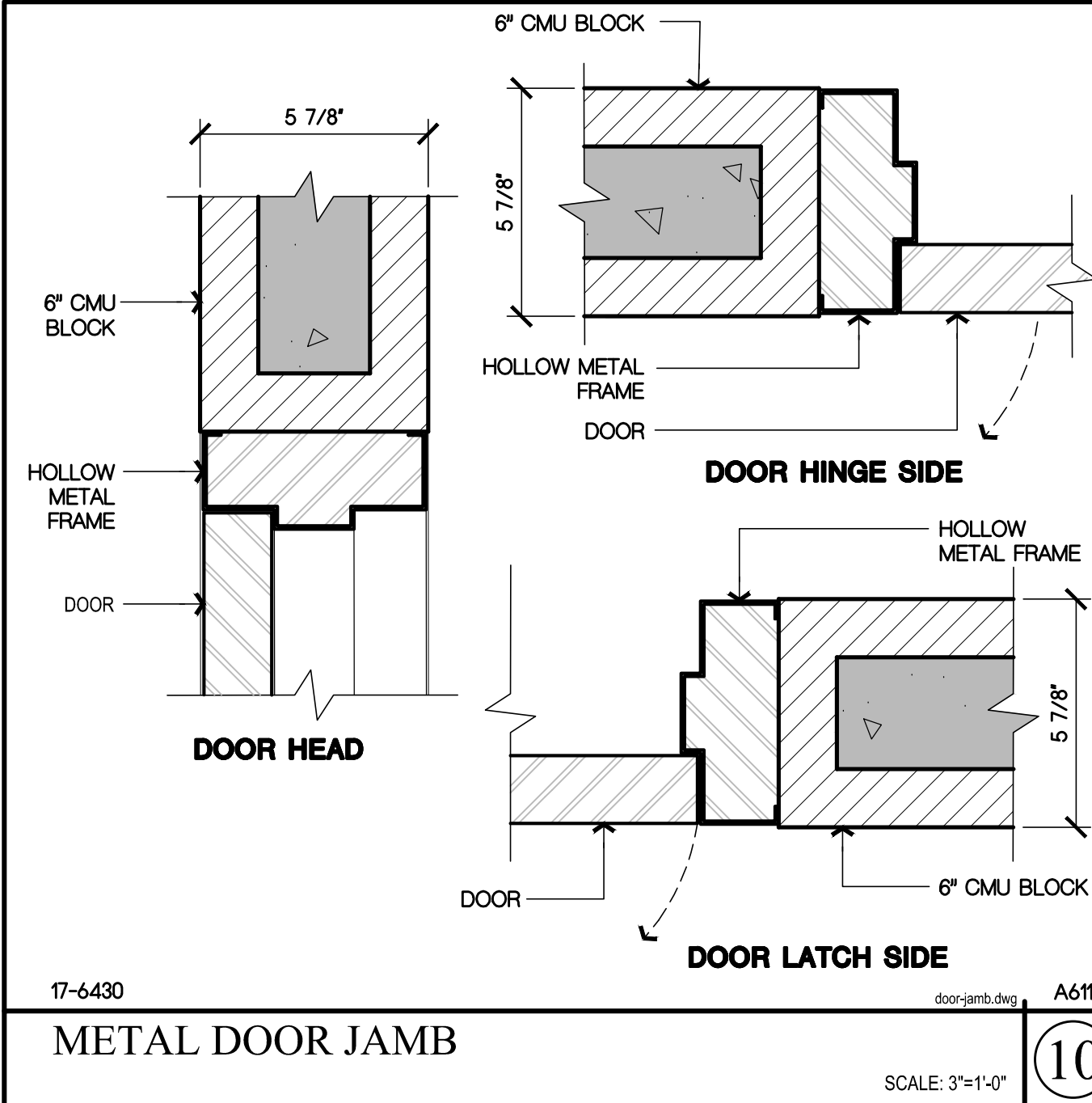
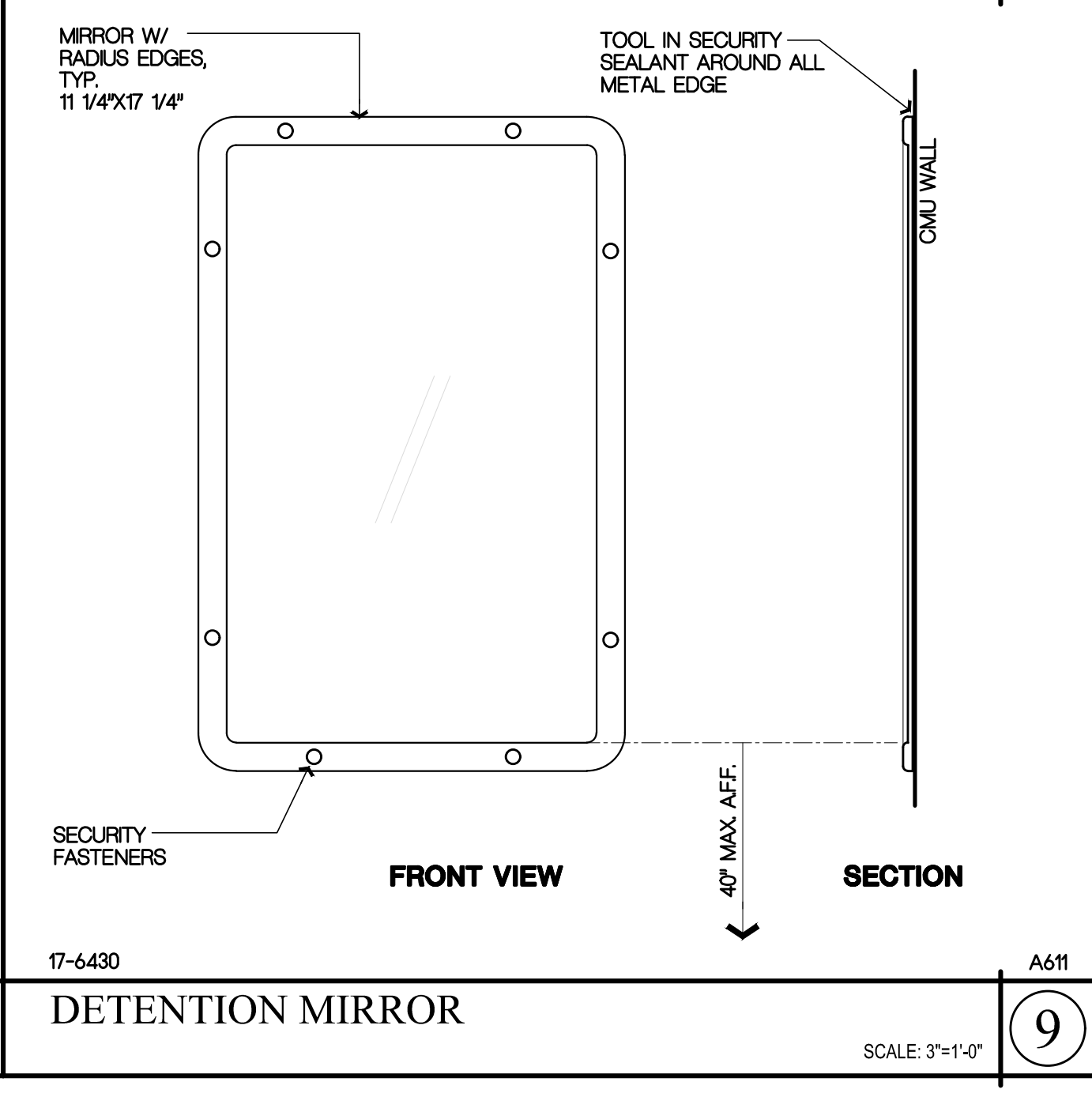
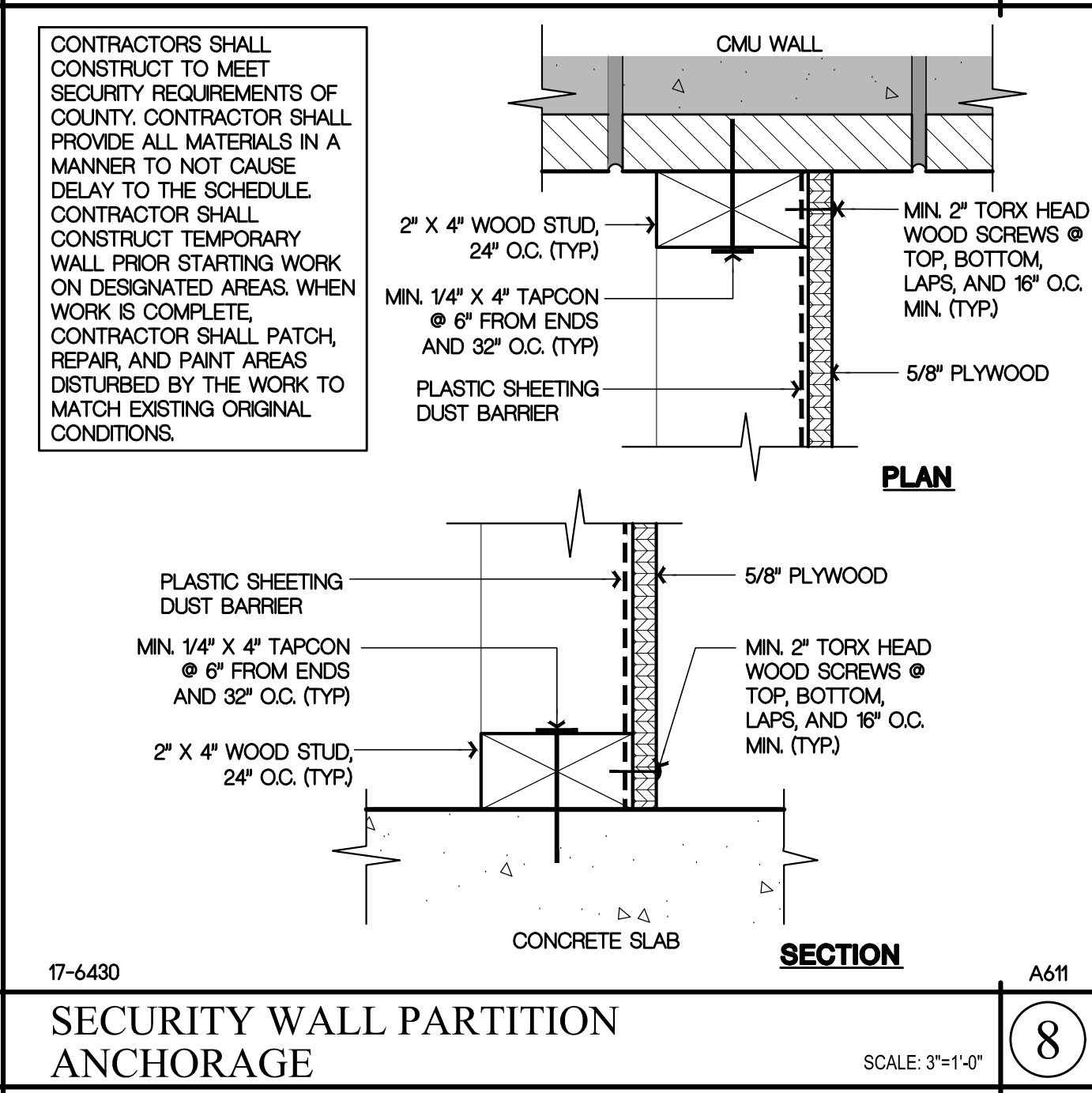
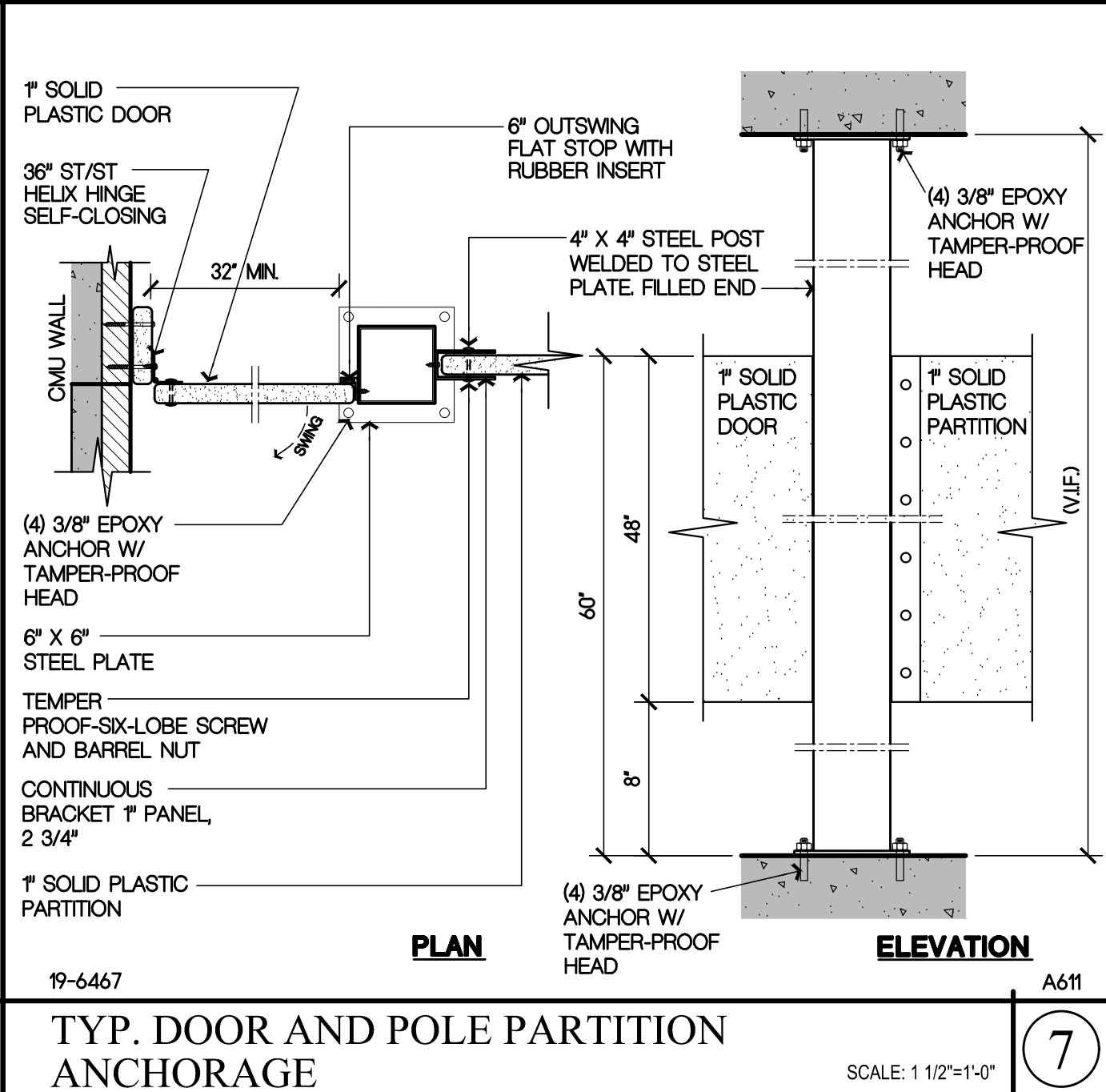
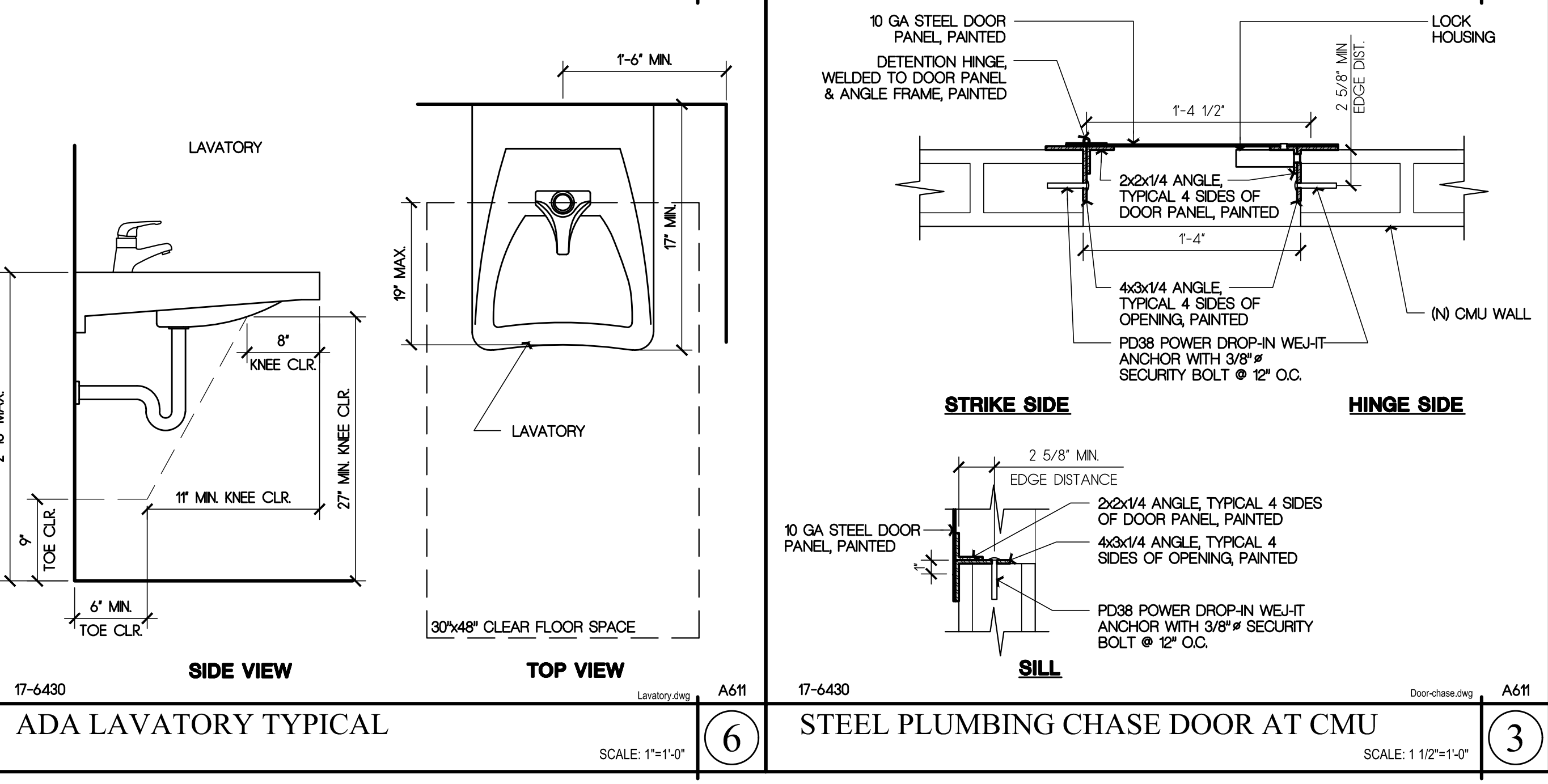
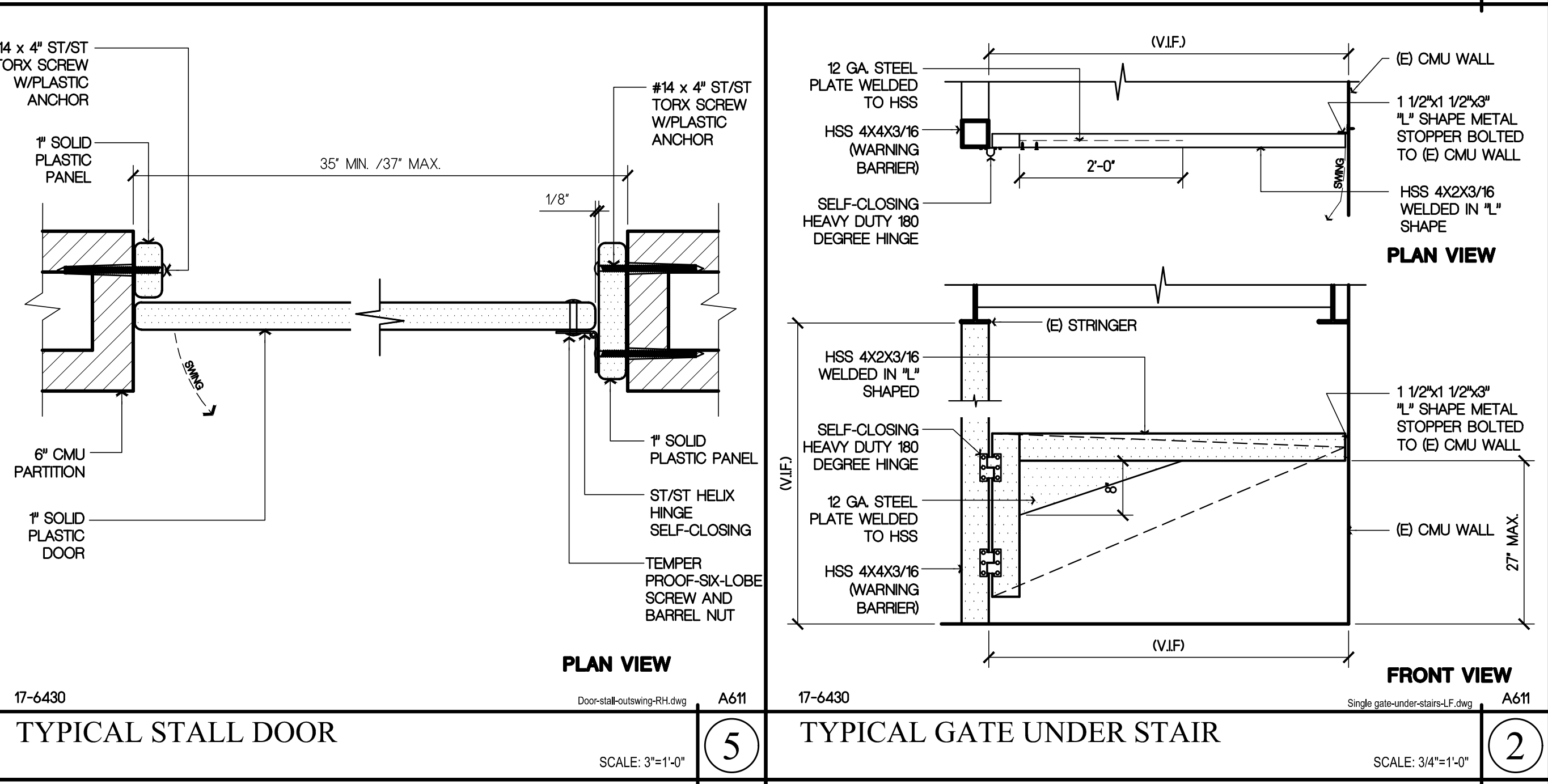
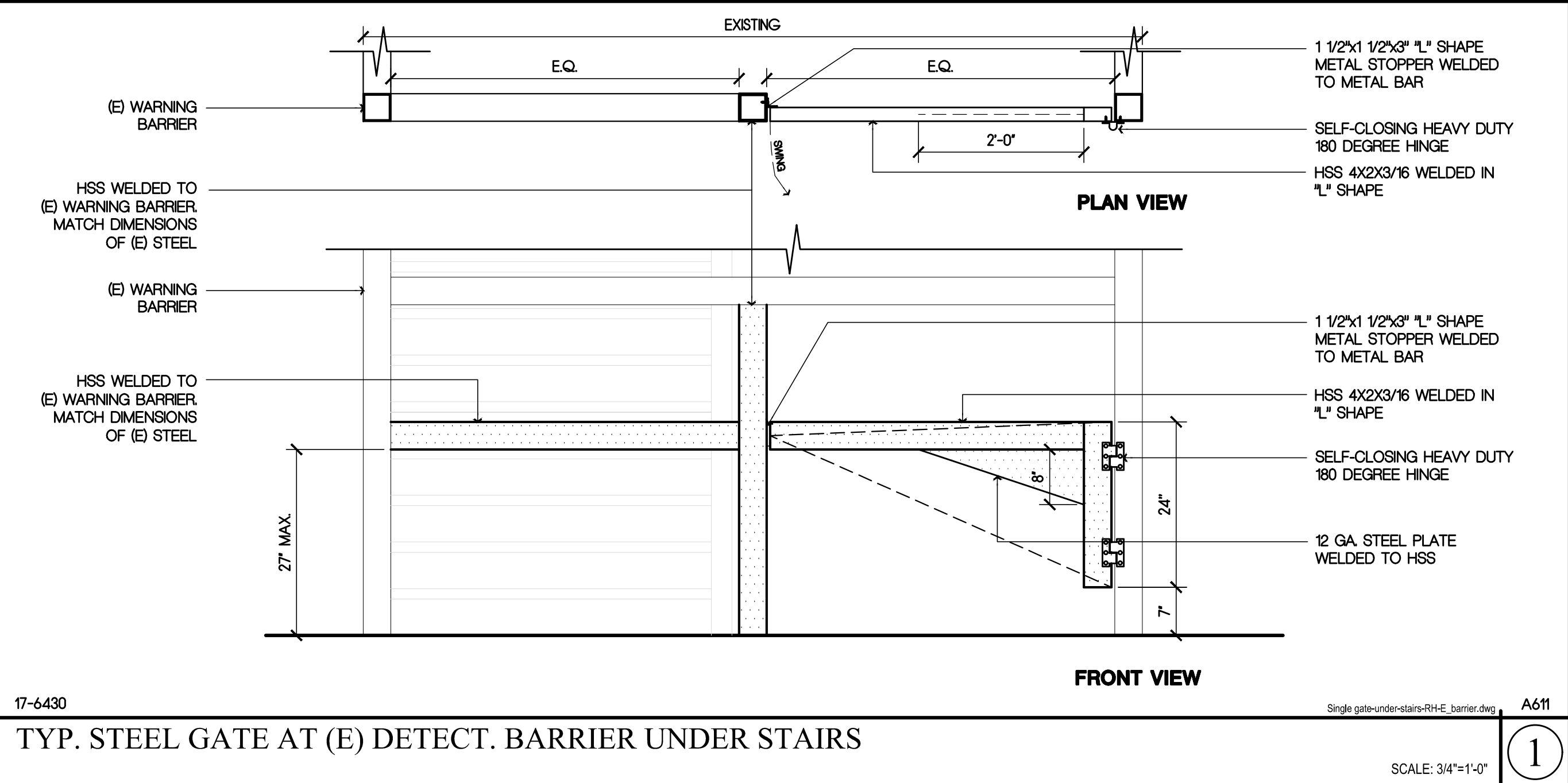
**DRAWING STATUS**  
**CONSTRUCTION DOCUMENTS**

**REVISIONS**  
 Sym. Description By Date

Drawn By	CI
Checked By	DR
Date Drawn	08/01/2021
Scale	AS NOTED
Job No.	17-6430

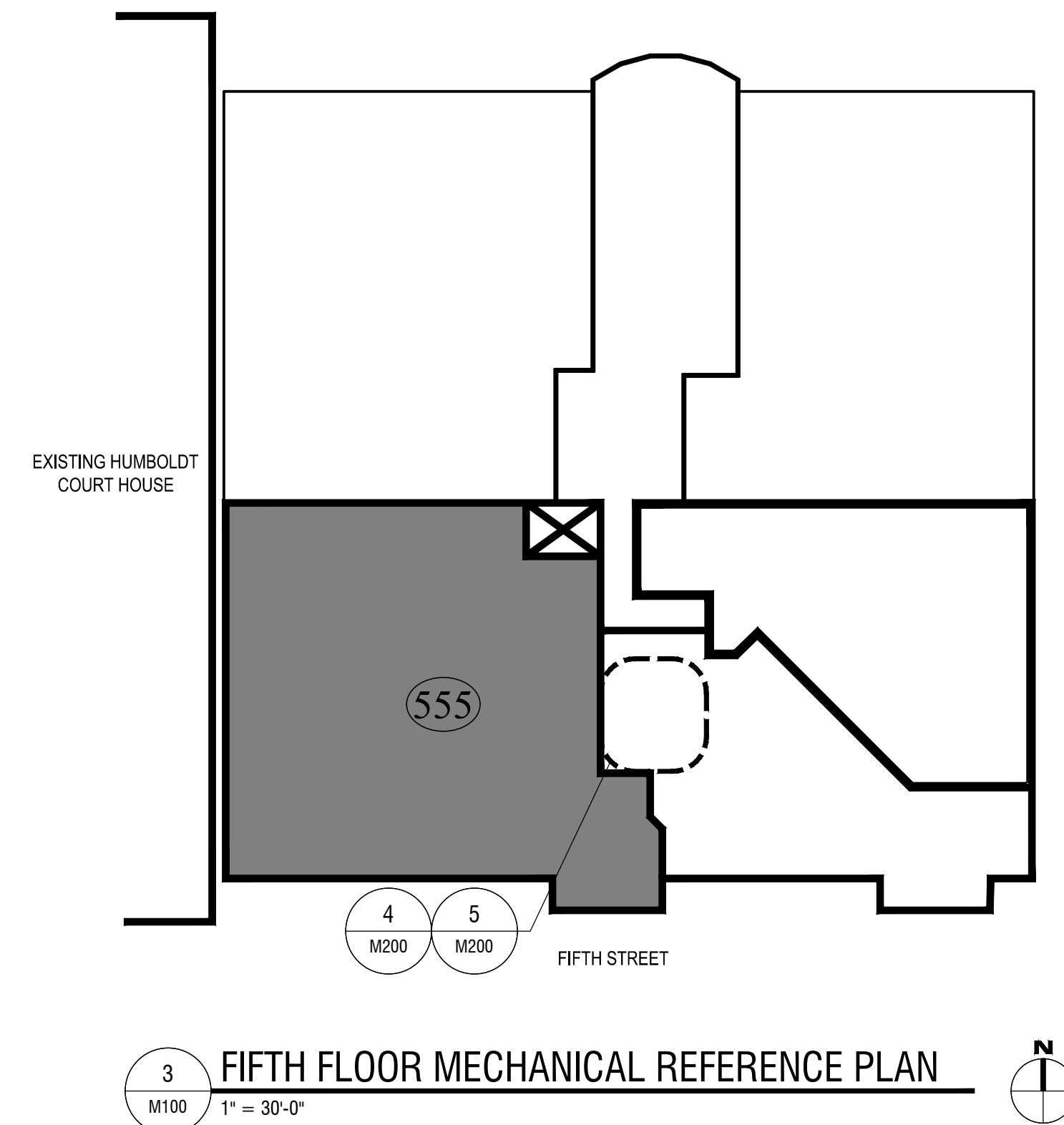
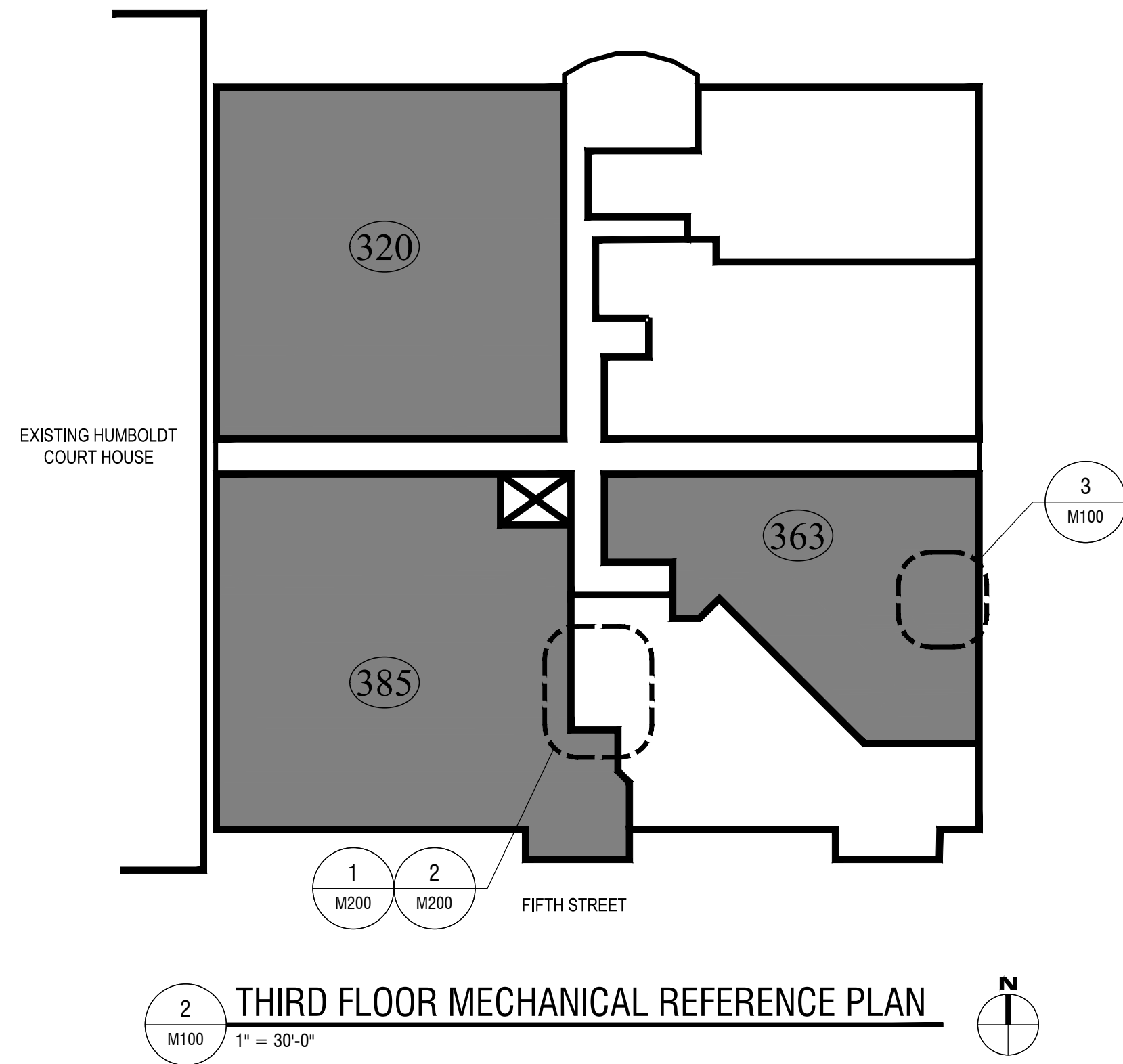
**SHEET No.**

**A611**



Logon Name: C:\Users\A611\Documents\17-6430 Humboldt County ADA Compliance\04-Dormitory Showers\Drawings\Combined set 5-Phase\17-6430 Details\A611.dwg  
 Plot Date: July 30, 2020 - 9:45 am  
 File Name: N:\Projects\00000000\17-6430 Humboldt County ADA Compliance\04-Dormitory Showers\Drawings\Combined set 5-Phase\17-6430 Details\A611.dwg  
 PERS: NICHOLS MELBURG ROSSETTO  
 E: Barner / Gate-Damper Typ: Door-Header / Security Wall Anchoring / HSS Pole-Partition / Detention Mirror / Door-Steel-Column/Part: Metal-Door-Jamb-1 / Security-Plaster-Ceiling / Typ: Lavatory

LogIn Name: mrobin  
 Plot Date: July 30, 2020 - 9:32 am  
 File Name: P:\NMR\Redding\3020 - Jail Dorm Showers\Drawings\3020 - M100 Drawings.dwg  
 SHEETS 21 BASEMENT LEVEL: 22 GROUND LEVEL: 23 FIRST LEVEL: 24 SECOND LEVEL: 25 THIRD LEVEL: 26 FOURTH LEVEL: 27 SIXTH LEVEL: 28 SEVENTH LEVEL: 29 ROOF LEVEL: 30 HCL\_TB: 31 HCL\_Key: 32 HCL\_TB: 33 HCL\_Key: 34 HCL\_TB: 35 HCL\_Key: 36 HCL\_TB: 37 HCL\_Key: 38 HCL\_TB: 39 HCL\_Key: 40 HCL\_TB: 41 HCL\_Key: 42 HCL\_TB: 43 HCL\_Key: 44 HCL\_TB: 45 HCL\_Key: 46 HCL\_TB: 47 HCL\_Key: 48 HCL\_TB: 49 HCL\_Key: 50 HCL\_TB: 51 HCL\_Key: 52 HCL\_TB: 53 HCL\_Key: 54 HCL\_TB: 55 HCL\_Key: 56 HCL\_TB: 57 HCL\_Key: 58 HCL\_TB: 59 HCL\_Key: 60 HCL\_TB: 61 HCL\_Key: 62 HCL\_TB: 63 HCL\_Key: 64 HCL\_TB: 65 HCL\_Key: 66 HCL\_TB: 67 HCL\_Key: 68 HCL\_TB: 69 HCL\_Key: 70 HCL\_TB: 71 HCL\_Key: 72 HCL\_TB: 73 HCL\_Key: 74 HCL\_TB: 75 HCL\_Key: 76 HCL\_TB: 77 HCL\_Key: 78 HCL\_TB: 79 HCL\_Key: 80 HCL\_TB: 81 HCL\_Key: 82 HCL\_TB: 83 HCL\_Key: 84 HCL\_TB: 85 HCL\_Key: 86 HCL\_TB: 87 HCL\_Key: 88 HCL\_TB: 89 HCL\_Key: 90 HCL\_TB: 91 HCL\_Key: 92 HCL\_TB: 93 HCL\_Key: 94 HCL\_TB: 95 HCL\_Key: 96 HCL\_TB: 97 HCL\_Key: 98 HCL\_TB: 99 HCL\_Key: 100 HCL\_TB: 101 HCL\_Key: 102 HCL\_TB: 103 HCL\_Key: 104 HCL\_TB: 105 HCL\_Key: 106 HCL\_TB: 107 HCL\_Key: 108 HCL\_TB: 109 HCL\_Key: 110 HCL\_TB: 111 HCL\_Key: 112 HCL\_TB: 113 HCL\_Key: 114 HCL\_TB: 115 HCL\_Key: 116 HCL\_TB: 117 HCL\_Key: 118 HCL\_TB: 119 HCL\_Key: 120 HCL\_TB: 121 HCL\_Key: 122 HCL\_TB: 123 HCL\_Key: 124 HCL\_TB: 125 HCL\_Key: 126 HCL\_TB: 127 HCL\_Key: 128 HCL\_TB: 129 HCL\_Key: 130 HCL\_TB: 131 HCL\_Key: 132 HCL\_TB: 133 HCL\_Key: 134 HCL\_TB: 135 HCL\_Key: 136 HCL\_TB: 137 HCL\_Key: 138 HCL\_TB: 139 HCL\_Key: 140 HCL\_TB: 141 HCL\_Key: 142 HCL\_TB: 143 HCL\_Key: 144 HCL\_TB: 145 HCL\_Key: 146 HCL\_TB: 147 HCL\_Key: 148 HCL\_TB: 149 HCL\_Key: 150 HCL\_TB: 151 HCL\_Key: 152 HCL\_TB: 153 HCL\_Key: 154 HCL\_TB: 155 HCL\_Key: 156 HCL\_TB: 157 HCL\_Key: 158 HCL\_TB: 159 HCL\_Key: 160 HCL\_TB: 161 HCL\_Key: 162 HCL\_TB: 163 HCL\_Key: 164 HCL\_TB: 165 HCL\_Key: 166 HCL\_TB: 167 HCL\_Key: 168 HCL\_TB: 169 HCL\_Key: 170 HCL\_TB: 171 HCL\_Key: 172 HCL\_TB: 173 HCL\_Key: 174 HCL\_TB: 175 HCL\_Key: 176 HCL\_TB: 177 HCL\_Key: 178 HCL\_TB: 179 HCL\_Key: 180 HCL\_TB: 181 HCL\_Key: 182 HCL\_TB: 183 HCL\_Key: 184 HCL\_TB: 185 HCL\_Key: 186 HCL\_TB: 187 HCL\_Key: 188 HCL\_TB: 189 HCL\_Key: 190 HCL\_TB: 191 HCL\_Key: 192 HCL\_TB: 193 HCL\_Key: 194 HCL\_TB: 195 HCL\_Key: 196 HCL\_TB: 197 HCL\_Key: 198 HCL\_TB: 199 HCL\_Key: 200 HCL\_TB: 201 HCL\_Key: 202 HCL\_TB: 203 HCL\_Key: 204 HCL\_TB: 205 HCL\_Key: 206 HCL\_TB: 207 HCL\_Key: 208 HCL\_TB: 209 HCL\_Key: 210 HCL\_TB: 211 HCL\_Key: 212 HCL\_TB: 213 HCL\_Key: 214 HCL\_TB: 215 HCL\_Key: 216 HCL\_TB: 217 HCL\_Key: 218 HCL\_TB: 219 HCL\_Key: 220 HCL\_TB: 221 HCL\_Key: 222 HCL\_TB: 223 HCL\_Key: 224 HCL\_TB: 225 HCL\_Key: 226 HCL\_TB: 227 HCL\_Key: 228 HCL\_TB: 229 HCL\_Key: 230 HCL\_TB: 231 HCL\_Key: 232 HCL\_TB: 233 HCL\_Key: 234 HCL\_TB: 235 HCL\_Key: 236 HCL\_TB: 237 HCL\_Key: 238 HCL\_TB: 239 HCL\_Key: 240 HCL\_TB: 241 HCL\_Key: 242 HCL\_TB: 243 HCL\_Key: 244 HCL\_TB: 245 HCL\_Key: 246 HCL\_TB: 247 HCL\_Key: 248 HCL\_TB: 249 HCL\_Key: 250 HCL\_TB: 251 HCL\_Key: 252 HCL\_TB: 253 HCL\_Key: 254 HCL\_TB: 255 HCL\_Key: 256 HCL\_TB: 257 HCL\_Key: 258 HCL\_TB: 259 HCL\_Key: 260 HCL\_TB: 261 HCL\_Key: 262 HCL\_TB: 263 HCL\_Key: 264 HCL\_TB: 265 HCL\_Key: 266 HCL\_TB: 267 HCL\_Key: 268 HCL\_TB: 269 HCL\_Key: 270 HCL\_TB: 271 HCL\_Key: 272 HCL\_TB: 273 HCL\_Key: 274 HCL\_TB: 275 HCL\_Key: 276 HCL\_TB: 277 HCL\_Key: 278 HCL\_TB: 279 HCL\_Key: 280 HCL\_TB: 281 HCL\_Key: 282 HCL\_TB: 283 HCL\_Key: 284 HCL\_TB: 285 HCL\_Key: 286 HCL\_TB: 287 HCL\_Key: 288 HCL\_TB: 289 HCL\_Key: 290 HCL\_TB: 291 HCL\_Key: 292 HCL\_TB: 293 HCL\_Key: 294 HCL\_TB: 295 HCL\_Key: 296 HCL\_TB: 297 HCL\_Key: 298 HCL\_TB: 299 HCL\_Key: 300 HCL\_TB: 301 HCL\_Key: 302 HCL\_TB: 303 HCL\_Key: 304 HCL\_TB: 305 HCL\_Key: 306 HCL\_TB: 307 HCL\_Key: 308 HCL\_TB: 309 HCL\_Key: 310 HCL\_TB: 311 HCL\_Key: 312 HCL\_TB: 313 HCL\_Key: 314 HCL\_TB: 315 HCL\_Key: 316 HCL\_TB: 317 HCL\_Key: 318 HCL\_TB: 319 HCL\_Key: 320 HCL\_TB: 321 HCL\_Key: 322 HCL\_TB: 323 HCL\_Key: 324 HCL\_TB: 325 HCL\_Key: 326 HCL\_TB: 327 HCL\_Key: 328 HCL\_TB: 329 HCL\_Key: 330 HCL\_TB: 331 HCL\_Key: 332 HCL\_TB: 333 HCL\_Key: 334 HCL\_TB: 335 HCL\_Key: 336 HCL\_TB: 337 HCL\_Key: 338 HCL\_TB: 339 HCL\_Key: 340 HCL\_TB: 341 HCL\_Key: 342 HCL\_TB: 343 HCL\_Key: 344 HCL\_TB: 345 HCL\_Key: 346 HCL\_TB: 347 HCL\_Key: 348 HCL\_TB: 349 HCL\_Key: 350 HCL\_TB: 351 HCL\_Key: 352 HCL\_TB: 353 HCL\_Key: 354 HCL\_TB: 355 HCL\_Key: 356 HCL\_TB: 357 HCL\_Key: 358 HCL\_TB: 359 HCL\_Key: 360 HCL\_TB: 361 HCL\_Key: 362 HCL\_TB: 363 HCL\_Key: 364 HCL\_TB: 365 HCL\_Key: 366 HCL\_TB: 367 HCL\_Key: 368 HCL\_TB: 369 HCL\_Key: 370 HCL\_TB: 371 HCL\_Key: 372 HCL\_TB: 373 HCL\_Key: 374 HCL\_TB: 375 HCL\_Key: 376 HCL\_TB: 377 HCL\_Key: 378 HCL\_TB: 379 HCL\_Key: 380 HCL\_TB: 381 HCL\_Key: 382 HCL\_TB: 383 HCL\_Key: 384 HCL\_TB: 385 HCL\_Key: 386 HCL\_TB: 387 HCL\_Key: 388 HCL\_TB: 389 HCL\_Key: 390 HCL\_TB: 391 HCL\_Key: 392 HCL\_TB: 393 HCL\_Key: 394 HCL\_TB: 395 HCL\_Key: 396 HCL\_TB: 397 HCL\_Key: 398 HCL\_TB: 399 HCL\_Key: 400 HCL\_TB: 401 HCL\_Key: 402 HCL\_TB: 403 HCL\_Key: 404 HCL\_TB: 405 HCL\_Key: 406 HCL\_TB: 407 HCL\_Key: 408 HCL\_TB: 409 HCL\_Key: 410 HCL\_TB: 411 HCL\_Key: 412 HCL\_TB: 413 HCL\_Key: 414 HCL\_TB: 415 HCL\_Key: 416 HCL\_TB: 417 HCL\_Key: 418 HCL\_TB: 419 HCL\_Key: 420 HCL\_TB: 421 HCL\_Key: 422 HCL\_TB: 423 HCL\_Key: 424 HCL\_TB: 425 HCL\_Key: 426 HCL\_TB: 427 HCL\_Key: 428 HCL\_TB: 429 HCL\_Key: 430 HCL\_TB: 431 HCL\_Key: 432 HCL\_TB: 433 HCL\_Key: 434 HCL\_TB: 435 HCL\_Key: 436 HCL\_TB: 437 HCL\_Key: 438 HCL\_TB: 439 HCL\_Key: 440 HCL\_TB: 441 HCL\_Key: 442 HCL\_TB: 443 HCL\_Key: 444 HCL\_TB: 445 HCL\_Key: 446 HCL\_TB: 447 HCL\_Key: 448 HCL\_TB: 449 HCL\_Key: 450 HCL\_TB: 451 HCL\_Key: 452 HCL\_TB: 453 HCL\_Key: 454 HCL\_TB: 455 HCL\_Key: 456 HCL\_TB: 457 HCL\_Key: 458 HCL\_TB: 459 HCL\_Key: 460 HCL\_TB: 461 HCL\_Key: 462 HCL\_TB: 463 HCL\_Key: 464 HCL\_TB: 465 HCL\_Key: 466 HCL\_TB: 467 HCL\_Key: 468 HCL\_TB: 469 HCL\_Key: 470 HCL\_TB: 471 HCL\_Key: 472 HCL\_TB: 473 HCL\_Key: 474 HCL\_TB: 475 HCL\_Key: 476 HCL\_TB: 477 HCL\_Key: 478 HCL\_TB: 479 HCL\_Key: 480 HCL\_TB: 481 HCL\_Key: 482 HCL\_TB: 483 HCL\_Key: 484 HCL\_TB: 485 HCL\_Key: 486 HCL\_TB: 487 HCL\_Key: 488 HCL\_TB: 489 HCL\_Key: 490 HCL\_TB: 491 HCL\_Key: 492 HCL\_TB: 493 HCL\_Key: 494 HCL\_TB: 495 HCL\_Key: 496 HCL\_TB: 497 HCL\_Key: 498 HCL\_TB: 499 HCL\_Key: 500 HCL\_TB: 501 HCL\_Key: 502 HCL\_TB: 503 HCL\_Key: 504 HCL\_TB: 505 HCL\_Key: 506 HCL\_TB: 507 HCL\_Key: 508 HCL\_TB: 509 HCL\_Key: 510 HCL\_TB: 511 HCL\_Key: 512 HCL\_TB: 513 HCL\_Key: 514 HCL\_TB: 515 HCL\_Key: 516 HCL\_TB: 517 HCL\_Key: 518 HCL\_TB: 519 HCL\_Key: 520 HCL\_TB: 521 HCL\_Key: 522 HCL\_TB: 523 HCL\_Key: 524 HCL\_TB: 525 HCL\_Key: 526 HCL\_TB: 527 HCL\_Key: 528 HCL\_TB: 529 HCL\_Key: 530 HCL\_TB: 531 HCL\_Key: 532 HCL\_TB: 533 HCL\_Key: 534 HCL\_TB: 535 HCL\_Key: 536 HCL\_TB: 537 HCL\_Key: 538 HCL\_TB: 539 HCL\_Key: 540 HCL\_TB: 541 HCL\_Key: 542 HCL\_TB: 543 HCL\_Key: 544 HCL\_TB: 545 HCL\_Key: 546 HCL\_TB: 547 HCL\_Key: 548 HCL\_TB: 549 HCL\_Key: 550 HCL\_TB: 551 HCL\_Key: 552 HCL\_TB: 553 HCL\_Key: 554 HCL\_TB: 555 HCL\_Key: 556 HCL\_TB: 557 HCL\_Key: 558 HCL\_TB: 559 HCL\_Key: 560 HCL\_TB: 561 HCL\_Key: 562 HCL\_TB: 563 HCL\_Key: 564 HCL\_TB: 565 HCL\_Key: 566 HCL\_TB: 567 HCL\_Key: 568 HCL\_TB: 569 HCL\_Key: 570 HCL\_TB: 571 HCL\_Key: 572 HCL\_TB: 573 HCL\_Key: 574 HCL\_TB: 575 HCL\_Key: 576 HCL\_TB: 577 HCL\_Key: 578 HCL\_TB: 579 HCL\_Key: 580 HCL\_TB: 581 HCL\_Key: 582 HCL\_TB: 583 HCL\_Key: 584 HCL\_TB: 585 HCL\_Key: 586 HCL\_TB: 587 HCL\_Key: 588 HCL\_TB: 589 HCL\_Key: 590 HCL\_TB: 591 HCL\_Key: 592 HCL\_TB: 593 HCL\_Key: 594 HCL\_TB: 595 HCL\_Key: 596 HCL\_TB: 597 HCL\_Key: 598 HCL\_TB: 599 HCL\_Key: 600 HCL\_TB: 601 HCL\_Key: 602 HCL\_TB: 603 HCL\_Key: 604 HCL\_TB: 605 HCL\_Key: 606 HCL\_TB: 607 HCL\_Key: 608 HCL\_TB: 609 HCL\_Key: 610 HCL\_TB: 611 HCL\_Key: 612 HCL\_TB: 613 HCL\_Key: 614 HCL\_TB: 615 HCL\_Key: 616 HCL\_TB: 617 HCL\_Key: 618 HCL\_TB: 619 HCL\_Key: 620 HCL\_TB: 621 HCL\_Key: 622 HCL\_TB: 623 HCL\_Key: 624 HCL\_TB: 625 HCL\_Key: 626 HCL\_TB: 627 HCL\_Key: 628 HCL\_TB: 629 HCL\_Key: 630 HCL\_TB: 631 HCL\_Key: 632 HCL\_TB: 633 HCL\_Key: 634 HCL\_TB: 635 HCL\_Key: 636 HCL\_TB: 637 HCL\_Key: 638 HCL\_TB: 639 HCL\_Key: 640 HCL\_TB: 641 HCL\_Key: 642 HCL\_TB: 643 HCL\_Key: 644 HCL\_TB: 645 HCL\_Key: 646 HCL\_TB: 647 HCL\_Key: 648 HCL\_TB: 649 HCL\_Key: 650 HCL\_TB: 651 HCL\_Key: 652 HCL\_TB: 653 HCL\_Key: 654 HCL\_TB: 655 HCL\_Key: 656 HCL\_TB: 657 HCL\_Key: 658 HCL\_TB: 659 HCL\_Key: 660 HCL\_TB: 661 HCL\_Key: 662 HCL\_TB: 663 HCL\_Key: 664 HCL\_TB: 665 HCL\_Key: 666 HCL\_TB: 667 HCL\_Key: 668 HCL\_TB: 669 HCL\_Key: 670 HCL\_TB: 671 HCL\_Key: 672 HCL\_TB: 673 HCL\_Key: 674 HCL\_TB: 675 HCL\_Key: 676 HCL\_TB: 677 HCL\_Key: 678 HCL\_TB: 679 HCL\_Key: 680 HCL\_TB: 681 HCL\_Key: 682 HCL\_TB: 683 HCL\_Key: 684 HCL\_TB: 685 HCL\_Key: 686 HCL\_TB: 687 HCL\_Key: 688 HCL\_TB: 689 HCL\_Key: 690 HCL\_TB: 691 HCL\_Key: 692 HCL\_TB: 693 HCL\_Key: 694 HCL\_TB: 695 HCL\_Key: 696 HCL\_TB: 697 HCL\_Key: 698 HCL\_TB: 699 HCL\_Key: 700 HCL\_TB: 701 HCL\_Key: 702 HCL\_TB: 703 HCL\_Key: 704 HCL\_TB: 705 HCL\_Key: 706 HCL\_TB: 707 HCL\_Key: 708 HCL\_TB: 709 HCL\_Key: 710 HCL\_TB: 711 HCL\_Key: 712 HCL\_TB: 713 HCL\_Key: 714 HCL\_TB: 715 HCL\_Key: 716 HCL\_TB: 717 HCL\_Key: 718 HCL\_TB: 719 HCL\_Key: 720 HCL\_TB: 721 HCL\_Key: 722 HCL\_TB: 723 HCL\_Key: 724 HCL\_TB: 725 HCL\_Key: 726 HCL\_TB: 727 HCL\_Key: 728 HCL\_TB: 729 HCL\_Key: 730 HCL\_TB: 731 HCL\_Key: 732 HCL\_TB: 733 HCL\_Key: 734 HCL\_TB: 735 HCL\_Key: 736 HCL\_TB: 737 HCL\_Key: 738 HCL\_TB: 739 HCL\_Key: 740 HCL\_TB: 741 HCL\_Key: 742 HCL\_TB: 743 HCL\_Key: 744 HCL\_TB: 745 HCL\_Key: 746 HCL\_TB: 747 HCL\_Key: 748 HCL\_TB: 749 HCL\_Key: 750 HCL\_TB: 751 HCL\_Key: 752 HCL\_TB: 753 HCL\_Key: 754 HCL\_TB: 755 HCL\_Key: 756 HCL\_TB: 757 HCL\_Key: 758 HCL\_TB: 759 HCL\_Key: 760 HCL\_TB: 761 HCL\_Key: 762 HCL\_TB: 763 HCL\_Key: 764 HCL\_TB: 765 HCL\_Key: 766 HCL\_TB: 767 HCL\_Key: 768 HCL\_TB: 769 HCL\_Key: 770 HCL\_TB: 771 HCL\_Key: 772 HCL\_TB: 773 HCL\_Key: 774 HCL\_TB: 775 HCL\_Key: 776 HCL\_TB: 777 HCL\_Key: 778 HCL\_TB: 779 HCL\_Key: 780 HCL\_TB: 781 HCL\_Key: 782 HCL\_TB: 783 HCL\_Key: 784 HCL\_TB: 785 HCL\_Key: 786 HCL\_TB: 787 HCL\_Key: 788 HCL\_TB: 789 HCL\_Key: 790 HCL\_TB: 791 HCL\_Key: 792 HCL\_TB: 793 HCL\_Key: 794 HCL\_TB: 795 HCL\_Key: 796 HCL\_TB: 797 HCL\_Key: 798 HCL\_TB: 799 HCL\_Key: 800 HCL\_TB: 801 HCL\_Key: 802 HCL\_TB: 803 HCL\_Key: 804 HCL\_TB: 805 HCL\_Key: 806 HCL\_TB: 807 HCL\_Key: 808 HCL\_TB: 809 HCL\_Key: 810 HCL\_TB: 811 HCL\_Key: 812 HCL\_TB: 813 HCL\_Key: 814 HCL\_TB: 815 HCL\_Key: 816 HCL\_TB: 817 HCL\_Key: 818 HCL\_TB: 819 HCL\_Key: 820 HCL\_TB: 821 HCL\_Key: 822 HCL\_TB: 823 HCL\_Key: 824 HCL\_TB: 825 HCL\_Key: 826 HCL\_TB: 827 HCL\_Key: 828 HCL\_TB: 829 HCL\_Key: 830 HCL\_TB: 831 HCL\_Key: 832 HCL\_TB: 833 HCL\_Key: 834 HCL\_TB: 835 HCL\_Key: 836 HCL\_TB: 837 HCL\_Key: 838 HCL\_TB: 839 HCL\_Key: 840 HCL\_TB: 841 HCL\_Key: 842 HCL\_TB: 843 HCL\_Key: 844 HCL\_TB: 845 HCL\_Key: 846 HCL\_TB: 847 HCL\_Key: 848 HCL\_TB: 849 HCL\_Key: 850 HCL\_TB: 851 HCL\_Key: 852 HCL\_TB: 853 HCL\_Key: 854 HCL\_TB: 855 HCL\_Key: 856 HCL\_TB: 857 HCL\_Key: 858 HCL\_TB: 859 HCL\_Key: 860 HCL\_TB: 861 HCL\_Key: 862 HCL\_TB: 863 HCL\_Key: 864 HCL\_TB: 865 HCL\_Key: 866 HCL\_TB: 867 HCL\_Key: 868 HCL\_TB: 869 HCL\_Key: 870 HCL\_TB: 871 HCL\_Key: 872 HCL\_TB: 873 HCL\_Key: 874 HCL\_TB: 875 HCL\_Key: 876 HCL\_TB: 877 HCL\_Key: 878 HCL\_TB: 879 HCL\_Key: 880 HCL\_TB: 881 HCL\_Key: 882 HCL\_TB: 883 HCL\_Key: 884 HCL\_TB: 885 HCL\_Key: 886 HCL\_TB: 887 HCL\_Key: 888 HCL\_TB: 889 HCL\_Key: 890 HCL\_TB: 891 HCL\_Key: 892 HCL\_TB: 893 HCL\_Key: 894 HCL\_TB: 895 HCL\_Key: 896 HCL\_TB: 897 HCL\_Key: 898 HCL\_TB: 899 HCL\_Key: 900 HCL\_TB: 901 HCL\_Key: 902 HCL\_TB: 903 HCL\_Key: 904 HCL\_TB: 905 HCL\_Key: 906 HCL\_TB: 907 HCL\_Key: 908 HCL\_TB: 909 HCL\_Key: 910 HCL\_TB: 911 HCL\_Key: 912 HCL\_TB: 913 HCL\_Key: 914 HCL\_TB: 915 HCL\_Key: 916 HCL\_TB: 917 HCL\_Key: 918 HCL\_TB: 919 HCL\_Key: 920 HCL\_TB: 921 HCL\_Key: 922 HCL\_TB: 923 HCL\_Key: 924 HCL\_TB: 925 HCL\_Key: 926 HCL\_TB: 927 HCL\_Key: 928 HCL\_TB: 929 HCL\_Key: 930 HCL\_TB: 931 HCL\_Key: 932 HCL\_TB: 933 HCL\_Key: 934 HCL\_TB: 935 HCL\_Key: 936 HCL\_TB: 937 HCL\_Key: 938 HCL\_TB: 939 HCL\_Key: 940 HCL\_TB: 941 HCL\_Key: 942 HCL\_TB: 943 HCL\_Key: 944 HCL\_TB: 945 HCL\_Key: 946 HCL\_TB: 947 HCL\_Key: 948 HCL\_TB: 949 HCL\_Key: 950 HCL\_TB: 951 HCL\_Key: 952 HCL\_TB: 953 HCL\_Key: 954 HCL\_TB: 955 HCL\_Key: 956 HCL\_TB: 957 HCL\_Key: 958 HCL\_TB: 959 HCL\_Key: 960 HCL\_TB: 961 HCL\_Key: 962 HCL\_TB: 963 HCL\_Key: 964 HCL\_TB: 965 HCL\_Key: 966 HCL\_TB: 967 HCL\_Key: 968 HCL\_TB: 969 HCL\_Key: 970 HCL\_TB: 971 HCL\_Key: 972 HCL\_TB: 973 HCL\_Key: 974 HCL\_TB: 975 HCL\_Key: 976 HCL\_TB: 977 HCL\_Key: 978 HCL\_TB: 979 HCL\_Key: 980 HCL\_TB: 981 HCL\_Key: 982 HCL\_TB: 983 HCL\_Key: 984 HCL\_TB: 985 HCL\_Key: 986 HCL\_TB: 987 HCL\_Key: 988 HCL\_TB: 989 HCL\_Key: 990 HCL\_TB: 991 HCL\_Key: 992 HCL\_TB: 993 HCL\_Key: 994 HCL\_TB: 995 HCL\_Key: 996 HCL\_TB: 997 HCL\_Key: 998 HCL\_TB: 999 HCL\_Key: 999 HCL\_TB: 1000 HCL\_Key: 1000 HCL\_TB: 1000



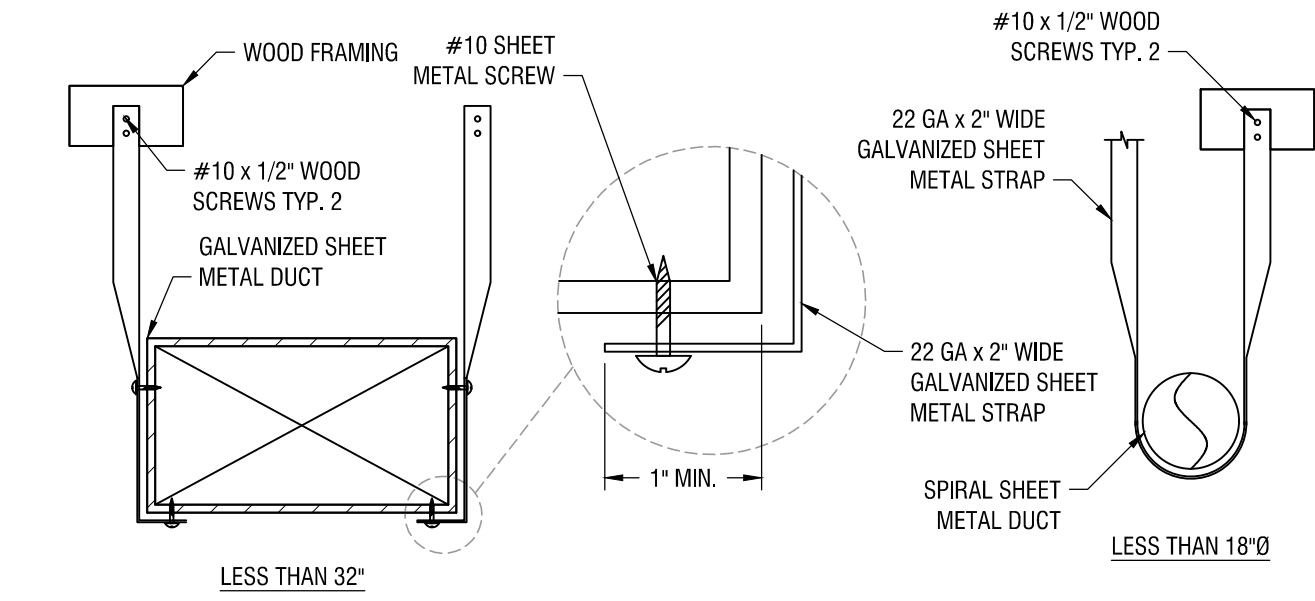
MECHANICAL LEGEND		
SYMBOLS	ABBREVIATIONS	
	ABC	ABOVE CEILING
	AFF	ABOVE FINISHED FLOOR
□ AD	AD	ACCESS DOOR
12/8	AL	ACOUSTIC LINED DUCT (DIM IS INTERNAL)
CFM	CFM	CUBIC FEET PER MINUTE
A 123		DIFFUSER TAG
D	D	DEMO
12/8		DUCT (RECTANGULAR DUCT, DIMENSIONS IN INCHES)
120		DUCT (ROUND DUCT, DIAMETER IN INCHES)
D		DUCT DROP IN DIRECTION OF ARROW
R		DUCT RISE IN DIRECTION OF ARROW
EA	EA	EXHAUST AIR DUCT
EF	EF	EXHAUST FAN
(E), EX	(E), EX	EXISTING
FD	FD	FIRE DAMPER
FSD	FSD	FIRE/SMOKE DAMPER
		FLEXIBLE DUCT
		LOUVERED DOOR
(N)	(N)	NEW
		NEW CONNECTION TO EXISTING
1 123		REGISTER/GRILLE TAG
(R), R	(R), R	RELOCATE
		REMOVE TO THIS POINT
RA	RA	RETURN AIR DUCT
		RETURN GRILLE
SA	SA	SUPPLY AIR DUCT
		SUPPLY DIFFUSER
		TURNING VANES
TYP	TYP	TYPICAL
		UNDERCUT DOOR
		VOLUME DAMPER - MANUAL OPERATION

- ### GENERAL NOTES
- ALL WORK SHALL COMPLY WITH ALL APPLICABLE CODES, SPECIFICATIONS, LOCAL ORDINANCES AND INDUSTRY STANDARDS. ADDITIONALLY, ALL WORK SHALL CONFORM TO THE LATEST EDITIONS OF THE FOLLOWING STANDARDS:
    - 2016 CALIFORNIA MECHANICAL CODE.
    - 2016 CALIFORNIA PLUMBING CODE.
    - 2016 CALIFORNIA ELECTRIC CODE.
    - NFPA 99, 2015 EDITION.
    - UNDERWRITERS LABORATORIES.
    - TITLES 8, 17, 19, 21, 24 OF THE CALIFORNIA CODE OF REGULATIONS.
    - SMACNA STANDARDS.
    - ASHRAE STANDARDS 55 AND 62.1.
  - ALL DUCTWORK SHALL BE HUNG AND BRACED IN ACCORDANCE WITH MASON INDUSTRIES OPM-0043-13.
  - ALL WORK SHOWN IS TO BE PERFORMED IN A WORKMANLIKE MANNER. ALL MATERIALS ARE TO BE NEW, FIRST RATE QUALITY OF THE PROPER TYPE, CAPACITY AND SIZE NEEDED TO MAKE A COMPLETE AND PROPER OPERATING SYSTEM READY FOR THE OWNER'S BENEFICIAL USE, INCLUDING FURNISHING AND INSTALLING ALL UTILITY CONNECTIONS REQUIRED FOR THE EQUIPMENT.
  - ALL EQUIPMENT IS TO BE INSTALLED AS RECOMMENDED BY THE MANUFACTURER, USING ALL ACCESSORY EQUIPMENT AVAILABLE FROM THE MANUFACTURER FOR SUPPORTS, CONTROLS, ETC., TO MAKE A COMPLETE SYSTEM. ALL EQUIPMENT OR ACCESSORIES NEEDED AND NOT SHOWN OR SPECIFIED SHALL BE FURNISHED AND INSTALLED BY THIS CONTRACTOR.
  - CHECK AND VERIFY EXISTING CONDITIONS AT THE JOB SITE BEFORE BEGINNING WORK. FIELD VERIFY ALL DIMENSIONS REQUIRED FOR THE WORK, ADJUST THE LOCATION AND CONFIGURATION OF THE WORK NECESSARY TO SUIT ACTUAL CONDITIONS AND OTHER TRADES. ANY CHANGES REQUIRED MUST FIRST BE APPROVED BY THE ARCHITECT OR ENGINEER.
  - THE LOCATIONS OF EQUIPMENT, PIPING, AND SYSTEMS SHOWN ON THE DRAWINGS ARE DIAGRAMMATIC AND SHALL BE FOLLOWED AS CLOSELY AS POSSIBLE. CHANGES REQUIRED TO SUIT EXISTING CONDITIONS AND DUE TO COORDINATION WITH OTHER TRADES SHALL BE MADE AT NO EXTRA COST TO THE OWNER.
  - NO ALTERATIONS, CUTTING, OR DRILLING OF HOLES IN STRUCTURAL MEMBERS ARE PERMISSIBLE.
  - CONSTRUCTIONS PHASING: ALL SYSTEMS SHALL REMAIN IN OPERATION DURING ALL PHASES OF WORK. NO SYSTEMS ARE TO BE SHUTDOWN WITHOUT AUTHORIZATION FROM THE FACILITY MAINTENANCE AND CONSTRUCTION DEPARTMENTS. COORDINATE WITH THE FACILITY FOR PERMISSIBLE WORK HOURS AND ACCESS TO THE PROJECT AREA.
  - ALL INSULATION AND DUCT SEALING PRODUCTS USED IN THE BUILDING SHALL HAVE A SURFACE BURNING CHARACTERISTIC WITH FIRE SPREAD/SMOKE DEVELOPED INDEX OF 25/50 MAXIMUM, WHEN TESTED AS COMPOSITE INSTALLATION INCLUDING INSULATION, TAPES, FACING MATERIALS, JACKETS AND ADHESIVES.
  - ANY DAMAGE TO EXISTING BUILDING ARCHITECTURAL, STRUCTURAL, MECHANICAL AND ELECTRICAL SYSTEMS THAT OCCURS DURING THE WORK SHALL BE RESTORED TO THE ORIGINAL CONDITION AT THE CONTRACTOR'S EXPENSE.
  - ALL EQUIPMENT AND MATERIALS SHALL BE INSTALLED IN THE BEST AND PROFESSIONAL MANNER, AS RECOMMENDED BY THE MANUFACTURER. FOLLOW MANUFACTURER'S RECOMMENDATIONS ON THE USE OF ACCESSORIES AND AUXILIARY EQUIPMENT TO PROVIDE COMPLETE FIRST CLASS SYSTEMS READY FOR THE OWNER'S BENEFICIAL USE.
  - MAKE ALL CONNECTIONS TO EQUIPMENT AS RECOMMENDED BY THE EQUIPMENT MANUFACTURER AS FAR AS DRAINS, FLEXIBLE CONNECTIONS, ETC., AND AS REQUIRED BY THE EQUIPMENT AND LOCATION.
  - ADJUST THE EQUIPMENT FOR PROPER OPERATION. CHECK ALL CONTROLS AND VERIFY THAT ALL SAFETY DEVICES ARE FUNCTIONING PROPERLY.
  - OPERATE THE SYSTEMS AS A TEST AND DEMONSTRATE TO THE OWNER AND ARCHITECT OR ENGINEER THAT THE SYSTEM IS FUNCTIONING PROPERLY.

### GRILLE SCHEDULE

ID	Titus Model No.	CFM	Mounting	Face Size	Neck Size	Material	Finish	Notes
1	SG-S0	50	CEILING	6" x 6"	6" x 6"	STEEL	#26 WHITE	1
2	SG-S0	900	WALL	18" x 18"	18" x 18"	STEEL	#26 WHITE	1

NOTES:  
 1. 3/16" STEEL FACE PLATE WITH 3/16" DIAMETER HOLES ON 9/32" STAGGERED CENTERS, 12" STITCH WELDED SLEEVE.



**1 DUCT HANGING DETAIL**  
 M100 NO SCALE

Copyright © 2020

All ideas, designs, arrangements and plans indicated or represented by this drawing are owned by and the property of NICHOLS MELBURG and ROSSETTO and were created, evolved and developed for use on, and in connection with, the specified project. None of such ideas, designs, arrangements or plans shall be used by or disclosed to any person, firm or corporation for any purpose whatsoever without the written permission of NICHOLS MELBURG and ROSSETTO.

**NICHOLS MELBURG ROSSETTO ARCHITECTS + ENGINEERS**  
 300 KNOLLCREST DRIVE  
 REDDING, CA 96002  
 (530) 222-3300 (530) 222-3538 FAX  
 http://www.nmrdesign.com

**KEY PLAN**

**LICENSE STAMPS**

**PROJECT NAME**  
**ACCESSIBILITY IMPROVEMENTS**

**FOR**  
**HUMBOLDT COUNTY JAIL**

**901 5TH STREET**  
**EUREKA, CALIFORNIA**

**SHEET TITLE**  
**MECHANICAL NOTES, SCHEDULES AND REFERENCE PLANS**

**DRAWING STATUS**  
**CONSTRUCTION DOCUMENTS**

**REVISIONS**

Sym.	Description	By	Date

**Drawn By** MB  
**Checked By** RM  
**Date Drawn** 08/01/2020  
**Scale** AS NOTED  
**Job No.** 17-6430





Login Name: mrozon  
 Plot Date: July 30, 2020 - 9:32 am  
 File Name: P:\NMR\_Roofing\3020 - Jail Dorm Showers\Drawings\3020 - MJP Drawings.dwg  
 REFS: 21 BASEMENT LEVEL: 22 GROUND LEVEL: x:\HCL\12: x:\HCL\16: x:\HCL\17: 25 FOURTH LEVEL: 27 SIXTH LEVEL: 28 SEVENTH LEVEL: 29 ROOF LEVEL: x:\HCL\45: x:\HCL\TB: x:\HCL\_Kay: x:\HCL\_T: Third Level: x:\HCL\_T\_Fifth Level: x:\HCL\_T\_Second Floor: HCL\_Pharm: x:\HCL\_T\_Site: x:\HCL\_T\_Site: x:\Faculty Clearance

SYMBOLS	ABBREVIATIONS	
	ABC	ABOVE CEILING
	BFP	BACKFLOW PREVENTER
		BALANCING VALVE
		BALL VALVE
	BS	BELOW SLAB
		CHECK VALVE
	CWS	COLD WATER SUPPLY
	CD	CONDENSATE DRAIN
	CDO	CONDENSATE DRAIN OVERFLOW
		CONNECTION TO BOTTOM OF PIPE
		CONNECTION TO TOP OF PIPE
	D	DEMO
		DOMESTIC COLD WATER
		DOMESTIC HOT WATER
		DOMESTIC HOT WATER RECIRC
	DN	DOWN
	E, EX	EXISTING
	FC	FAN COIL
		FLANGE
	FCO	FLOOR CLEAN OUT
	FD	FLOOR DRAIN
	FS	FLOOR SINK
	GCO	GRADE CLEAN OUT
	HT	HEAT TRACE
	HB	HOSE BIB
	IW	IN WALL
	N	NEW
		NEW CONNECTION TO EXISTING
	OH	OVERHEAD
		PIPE CAP
		PIPE TURNED DOWN
		PIPE TURNED UP
		PRESSURE GAUGE
		PRESSURE REDUCING VALVE
		P-TRAP
		PUMP
		RELIEF VALVE
		REMOVE TO THIS POINT
	SS	SANITARY SEWAGE (BELOW GRADE)
	SOV	SHUT-OFF VALVE
	SK	SINK
		SOLENOID OR MOTORIZED CONTROL VALVE (3 WAY)
		SOLENOID OR MOTORIZED VALVE
		STRAINER
		THERMOMETER
		TRIPLE DUTY VALVE
	TMV	THERMOSTATIC VALVE
	TP	TRAP PRIMER
	UG	UNDERGROUND
		UNION
	UR	URINAL
	V	VENT
	VTR	VENT TO ROOF
	WC	WATER CLOSET
	WHA	WATER HAMMER ARRESTER
	WCO	WALL CLEANOUT

PIPING MATERIALS SCHEDULE			
SERVICE	LOCATION	SIZE	MATERIAL
WASTE	INTERIOR, AFF	ALL	CAST IRON
	INTERIOR, BELOW SLAB		CAST IRON
VENT	INTERIOR	ALL	CAST IRON
CW/HW	INTERIOR, ABOVE GROUND	ALL	TYPE "L" COPPER
	INTERIOR, BELOW GROUND	ALL	TYPE "K" COPPER, BRAZED JOINTS

PLUMBING FIXTURE CONNECTION SCHEDULE						
FIXTURE	DESCRIPTION	CONNECTION SIZE (INCHES)				
		WASTE	VENT	CW	HW	INDIRECT WASTE
WC/L-1	WATER CLOSET/LAVATORY (COMBI)	4	2	1-1/2	1/2	--
WC/L-2	WATER CLOSET/LAVATORY (COMBI)	4	2	1-1/2	1/2	--
L-1	LAVATORY	2	1	1/2	1/2	--
SH-1	SHOWER	2	1-1/2	1/2	1/2	--
FD-1	FLOOR DRAIN	2	1-1/2	1/2	--	--
MS-1	MOP SINK	2	1-1/2	3/4	3/4	--

PLUMBING FIXTURE AND EQUIPMENT SCHEDULE					
SYMBOL	MAKE	MODEL	DESCRIPTION	SUPPORT	MATERIAL
WC/L-1	METCRAFT	HET3137-90R	WATER CLOSET/LAVATORY FLUSH VALVE COMBINATION, ON THE FLOOR WALL OUTLET, SUICIDE RESISTANT BUBBLER/FILLER, RECTANGULAR BASIN, STAINLESS STEEL CLOSURE PANEL, COMBINED WASTE, HYDRAULIC ANTI-FLOOD VALVE, MIRROR FINISH TOILET SEAT, LIGATURE RESISTANT SKIRT, VENT GRILLE SECURITY FRAME, 2-3/8" S/S TO 3" C. NO-HUB CONNECTOR, 3" NO-HUB TEST TEE, PINNED CLEAN-OUT PLUG 4", 48" WALL GRAB BAR WITH CLOSURE PLATE, DUAL TEMPERATURE, MANFOLDED FIXTURE VALVE, SLOAN MODEL NO. 952-MBPM-1.28 CONCEALED FLUSH VALVE, 1.28 GPF, PROVIDE WITH WHA-1 AND TMV-1.	FLOOR	STAINLESS STEEL
WC/L-2	METCRAFT	HET3137-90L	WATER CLOSET/LAVATORY FLUSH VALVE COMBINATION, ON THE FLOOR WALL OUTLET, SUICIDE RESISTANT BUBBLER/FILLER, RECTANGULAR BASIN, STAINLESS STEEL CLOSURE PANEL, COMBINED WASTE, HYDRAULIC ANTI-FLOOD VALVE, MIRROR FINISH TOILET SEAT, LIGATURE RESISTANT SKIRT, VENT GRILLE SECURITY FRAME, 2-3/8" S/S TO 3" C. NO-HUB CONNECTOR, 3" NO-HUB TEST TEE, PINNED CLEAN-OUT PLUG 4", 48" WALL GRAB BAR WITH CLOSURE PLATE, DUAL TEMPERATURE, MANFOLDED FIXTURE VALVE, SLOAN MODEL NO. 952-MBPM-1.28 CONCEALED FLUSH VALVE, 1.28 GPF, PROVIDE WITH WHA-1 AND TMV-1.	FLOOR	STAINLESS STEEL
L-1	KOHLER	K-2005-0	WALL-HUNG LAVATORY WITH OVERFLOW, HOT/COLD WATER HOLES 4" O.C., MOEN ADLER MODEL NO. 84503, 4" CENTERS, SINGLE-HANDLE LAVATORY FAUCET, 0.50 GPM AERATOR, CHROME PLATE FINISH, J.R. SMITH CONCEALED ARM SUPPORT, PRE-FABRICATED CLOSED CELL VINYL INSULATE SAFETY COVER OVER TRAP AND WATER PIPING, LAV SHIELD MODEL # 201840-K, PROVIDE WITH TMV-1, DIMENSIONS: 20" x 18"	WALL	VIT. CHINA
SH-1	METCRAFT	8125	SHOWER SURFACE MOUNTED, SHOWER HEAD 300G, DELUXE ADA SPRAY HEAD, ON SOAP DISH OPTION, SINGLE TEMPERATURE, MANFOLD VALVE, 2.5 GALLON PER MINUTE FLOW, REMOTELY CONTROLLED, PROVIDE FD-1 (NO TRAP PRIMER).	--	--
FD-1	ZURN	Z550	4" PIPE, D.C.C.I. BODY WITH POLISHED NICKEL BRONZE TOP, DURESIST GRATE, GALVANIZED CAST IRON VANDAL-PROOF SECURE TOP, SEDIMENT BUCKET, TRAP PRIMER.	FLOOR	CAST IRON
WHA-1	ZURN	Z1700	SHOCKTROL WATER HAMMER ARRESTOR, INSTALL WITH GATE VALVE SHUT OFF.	--	--
MS-1	FLORESTONE	K-6710	28" x 28" x 12" FLOOR-MOUNTED CORNER SERVICE SINK, INTEGRAL DRAIN 2-7/8" DRAIN SIZE, CHICAGO #897-CP SERVICE SINK FAUCET WITH VACUUM BREAKER, WALL BRACE, HOSE THREAD ON SPOUT, PAIL HOOK, 1/2" THERMOSTATIC MIXING VALVE, 0.5 GPM MINIMUM FLOW, 140°F INLET TEMPERATURE, 110°F OUTLET, INTEGRAL CHECK VALVES, LEAD FREE BRASS BODY, LISTED TO ASSE 1070 AND IAPMO LISTED.	FLOOR	CAST IRON
TMV-1	ZURN	107DXL	1/2" THERMOSTATIC MIXING VALVE, 0.5 GPM MINIMUM FLOW, 140°F INLET TEMPERATURE, 110°F OUTLET, INTEGRAL CHECK VALVES, LEAD FREE BRASS BODY, LISTED TO ASSE 1070 AND IAPMO LISTED.	--	BRASS

HANGERS AND SUPPORTS		
MATERIAL	HORIZONTAL	VERTICAL
CAST IRON HUBLESS	EVERY OTHER JOINT, UNLESS OVER 4 FEET THEN SUPPORT EACH JOINT	BASE AND EACH FLOOR, NOT TO EXCEED 15 FEET
COPPER & COPPER ALLOYS	1-1/2 INCHES AND SMALLER, 6 FEET; 2 INCHES AND LARGER, 10 FEET	EACH FLOOR, NOT TO EXCEED 10 FEET

GENERAL NOTES	
1.	ALL WORK SHALL COMPLY WITH ALL APPLICABLE CODES, SPECIFICATIONS, LOCAL ORDINANCES AND INDUSTRY STANDARDS.
2.	FURNISH ALL REQUIRED EQUIPMENT AND PROVIDE COMPLETE INSTALLATION OF THE SYSTEMS SHOWN ON THE DRAWINGS OR DEFINED IN THESE SPECIFICATIONS.
3.	ALL WORK SHOWN IS TO BE PERFORMED IN A WORKMANLIKE MANNER. ALL MATERIALS ARE TO BE NEW, FIRST RATE QUALITY OF THE PROPER TYPE, CAPACITY AND SIZE NEEDED TO MAKE A COMPLETE AND PROPER OPERATING SYSTEM READY FOR THE OWNER'S BENEFICIAL USE, INCLUDING FURNISHING AND INSTALLING ALL UTILITY CONNECTIONS REQUIRED FOR THE EQUIPMENT.
4.	ALL EQUIPMENT IS TO BE INSTALLED AS RECOMMENDED BY THE MANUFACTURER, USING ALL ACCESSORY EQUIPMENT AVAILABLE FROM THE MANUFACTURER FOR SUPPORTS, CONTROLS, ETC., TO MAKE A COMPLETE SYSTEM. ALL EQUIPMENT OR ACCESSORIES NEEDED AND NOT SHOWN OR SPECIFIED SHALL BE FURNISHED AND INSTALLED BY THIS CONTRACTOR.
5.	CHECK AND VERIFY EXISTING CONDITIONS AT THE JOB SITE BEFORE BEGINNING WORK. FIELD VERIFY ALL DIMENSIONS REQUIRED FOR THE WORK. ADJUST THE LOCATION AND CONFIGURATION OF THE WORK NECESSARY TO SUIT ACTUAL CONDITIONS AND OTHER TRADES. ANY CHANGES REQUIRED MUST FIRST BE APPROVED BY THE ARCHITECT OR ENGINEER.
6.	THE LOCATIONS OF EQUIPMENT, PIPING, AND SYSTEMS SHOWN ON THE DRAWINGS ARE DIAGRAMMATIC AND SHALL BE FOLLOWED AS CLOSELY AS POSSIBLE. CHANGES REQUIRED TO SUIT EXISTING CONDITIONS AND DUE TO COORDINATION WITH OTHER TRADES SHALL BE MADE AT NO EXTRA COST TO THE OWNER.
7.	NO ALTERATIONS, CUTTING, OR DRILLING OF HOLES IN STRUCTURAL MEMBERS ARE PERMISSIBLE WITHOUT WRITTEN CONSENT OF THE ARCHITECT.
8.	CONSTRUCTIONS PHASING: ALL SYSTEMS SHALL REMAIN IN OPERATION DURING ALL PHASES OF WORK. NO SYSTEMS ARE TO BE SHUTDOWN WITHOUT AUTHORIZATION FROM THE FACILITY MAINTENANCE AND CONSTRUCTION DEPARTMENTS. COORDINATE WITH THE FACILITY FOR PERMISSIBLE WORK HOURS AND ACCESS TO THE PROJECT AREA.
9.	ALL INSULATION AND DUCT SEALING PRODUCTS USED IN THE BUILDING SHALL HAVE A SURFACE BURNING CHARACTERISTIC WITH FIRE SPREAD/SMOKE DEVELOPED INDEX OF 25/50 MAXIMUM, WHEN TESTED AS COMPOSITE INSTALLATION INCLUDING INSULATION, TAPES, FACING MATERIALS, JACKETS AND ADHESIVES.
10.	THE ANNULAR SPACE BETWEEN THE PIPE SLEEVES AND THE PIPE THROUGH ALL RATED FLOORS AND WALL SHALL BE FIREPROOFED. ALL PIPE PENETRATIONS SHALL COMPLY WITH UL SYSTEMS.
11.	ANY DAMAGE TO EXISTING BUILDING ARCHITECTURAL, STRUCTURAL, MECHANICAL AND ELECTRICAL SYSTEMS THAT OCCURS DURING THE WORK SHALL BE RESTORED TO THE ORIGINAL CONDITION AT THE CONTRACTOR'S EXPENSE.
12.	ALL EQUIPMENT AND MATERIALS SHALL BE INSTALLED IN THE BEST AND PROFESSIONAL MANNER, AS RECOMMENDED BY THE MANUFACTURER. FOLLOW MANUFACTURER'S RECOMMENDATIONS ON THE USE OF ACCESSORIES AND AUXILIARY EQUIPMENT TO PROVIDE COMPLETE FIRST CLASS SYSTEMS READY FOR THE OWNER'S BENEFICIAL USE.
13.	MAKE ALL CONNECTIONS TO EQUIPMENT AS RECOMMENDED BY THE EQUIPMENT MANUFACTURER AS FAR AS DRAINS, FLEXIBLE CONNECTIONS, ETC. AND AS REQUIRED BY THE EQUIPMENT AND LOCATION.
14.	ADJUST THE EQUIPMENT FOR PROPER OPERATION, CHECK ALL CONTROLS AND VERIFY THAT ALL SAFETY DEVICES ARE FUNCTIONING PROPERLY.
15.	CHECK ALL PIPE FOR LEAKS AND EXCESSIVE NOISE. CORRECT ANY DEFICIENCIES AS SOON AS DISCOVERED.
16.	OPERATE THE SYSTEMS AS A TEST AND DEMONSTRATE TO THE OWNER AND ARCHITECT OR ENGINEER THAT THE SYSTEM IS FUNCTIONING PROPERLY.
17.	CLEAN ALL EQUIPMENT INSTALLED AS PART OF THE WORK AT THE COMPLETION OF THE WORK.
18.	REPAIR OR REPLACE ALL DAMAGED OR DEFECTIVE PARTS WITHOUT ADDITIONAL COST TO THE OWNER.

PIPING TESTING NOTES	
WASTE AND VENT	EACH SECTION SHALL BE FILLED WITH WATER, BUT NO SECTION SHALL BE TESTED WITH LESS THAN A TEN-FOOT HEAD OF WATER. THE WATER SHALL BE KEPT IN THE SYSTEM, OR IN THE PORTION UNDER TEST, FOR NOT LESS THAN FIFTEEN MINUTES BEFORE INSPECTION STARTS.
WATER	UPON COMPLETION OF A SECTION OR OF THE ENTIRE HOT AND COLD WATER SUPPLY SYSTEM, IT SHALL BE TESTED AND PROVED TIGHT UNDER A WATER PRESSURE NOT LESS THAN THE WORKING PRESSURE UNDER WHICH IT IS TO BE USED. THE WATER USED FOR TESTS SHALL BE OBTAINED FROM A POTABLE SOURCE OF SUPPLY, EXCEPT FOR PLASTIC PIPING. A FIFTY LB. AIR PRESSURE SHALL BE PERMITTED TO BE SUBSTITUTED FOR THE WATER TEST. IN EITHER METHOD OF TEST, THE PIPING SHALL WITHSTAND THE TEST WITHOUT LEAKING FOR A PERIOD OF NOT LESS THAN FIFTEEN MINUTES.

Copyright © 2020

All ideas, designs, arrangements and plans indicated or represented by this drawing are owned by and the property of NICHOLS, MELBURG and ROSSETTO and were created, evolved and developed for use in, and in connection with, the specified project. None of such ideas, designs, arrangements or plans shall be used by or disclosed to any person, firm or corporation for any purpose whatsoever without the written permission of NICHOLS, MELBURG and ROSSETTO.

NICHOLS  
MELBURG  
ROSSETTO  
ARCHITECTS + ENGINEERS

300 KNOLLCREST DRIVE  
REDDING, CA 96002  
(530) 222-3300 (530) 222-3538 FAX  
<http://www.nmrdesign.com>

**KEY PLAN**

**LICENSE STAMPS**

**PROJECT NAME**

**ACCESSIBILITY IMPROVEMENTS**

**FOR**

**HUMBOLDT COUNTY JAIL**

**901 5TH STREET**  
**EUREKA, CALIFORNIA**

**SHEET TITLE**

**PLUMBING LEGEND AND SCHEDULE**

**DRAWING STATUS**

**CONSTRUCTION DOCUMENTS**

REVISIONS		
Sym.	Description	By

Drawn By	TA
Checked By	RM
Date Drawn	08/01/2020
Scale	AS NOTED
Job No.	17-6430

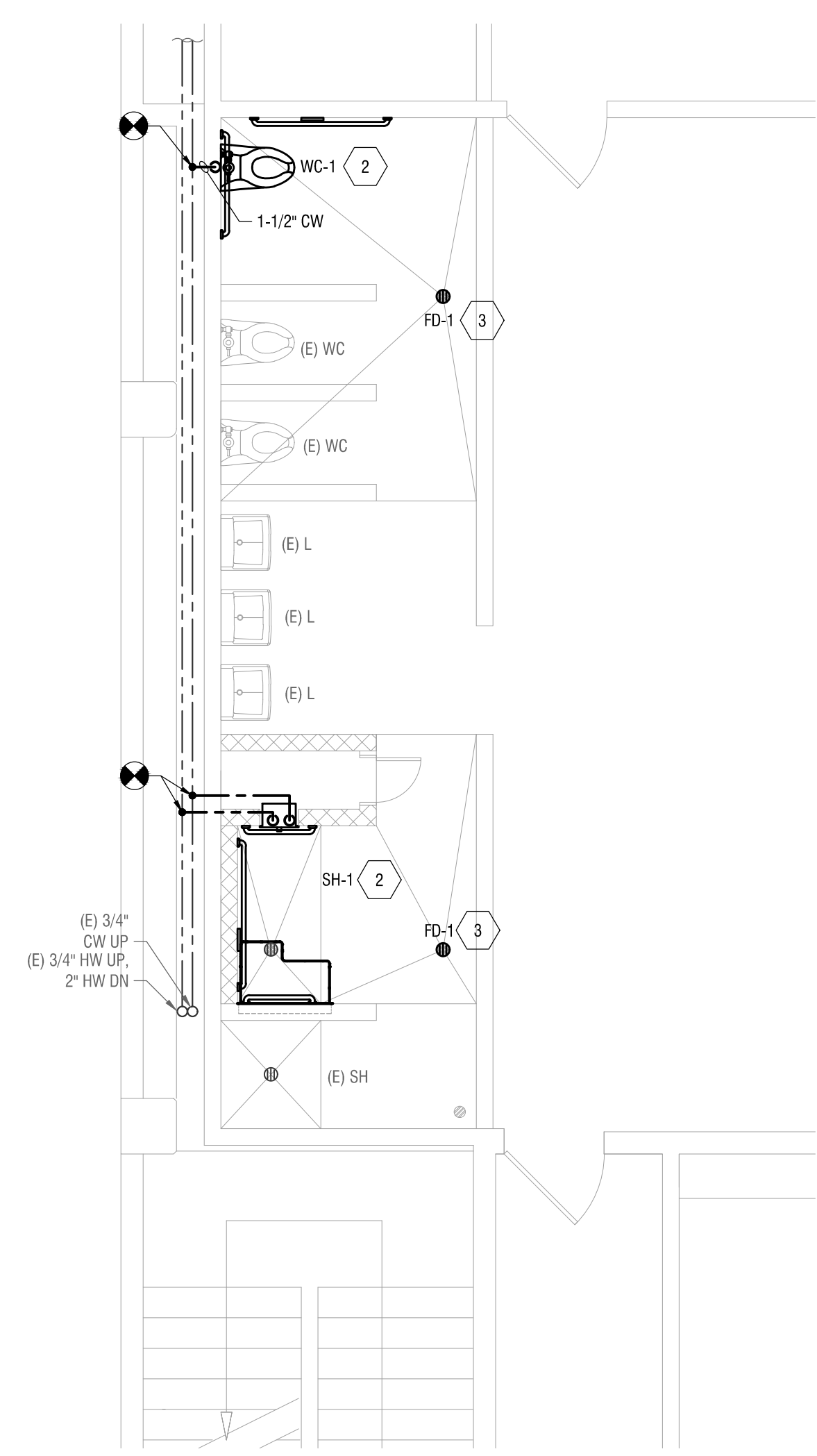
**SHEET No.**

**P100**

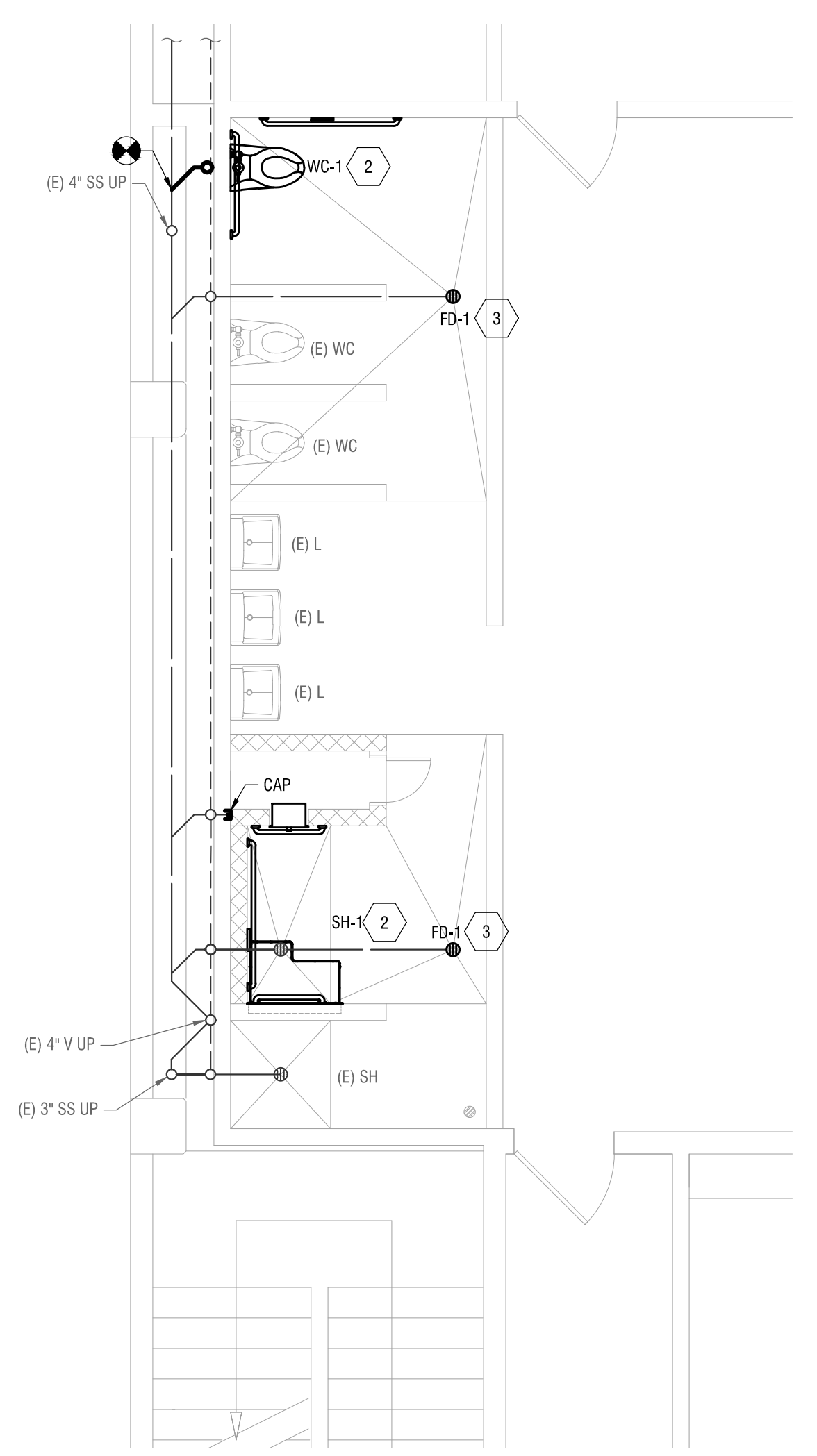




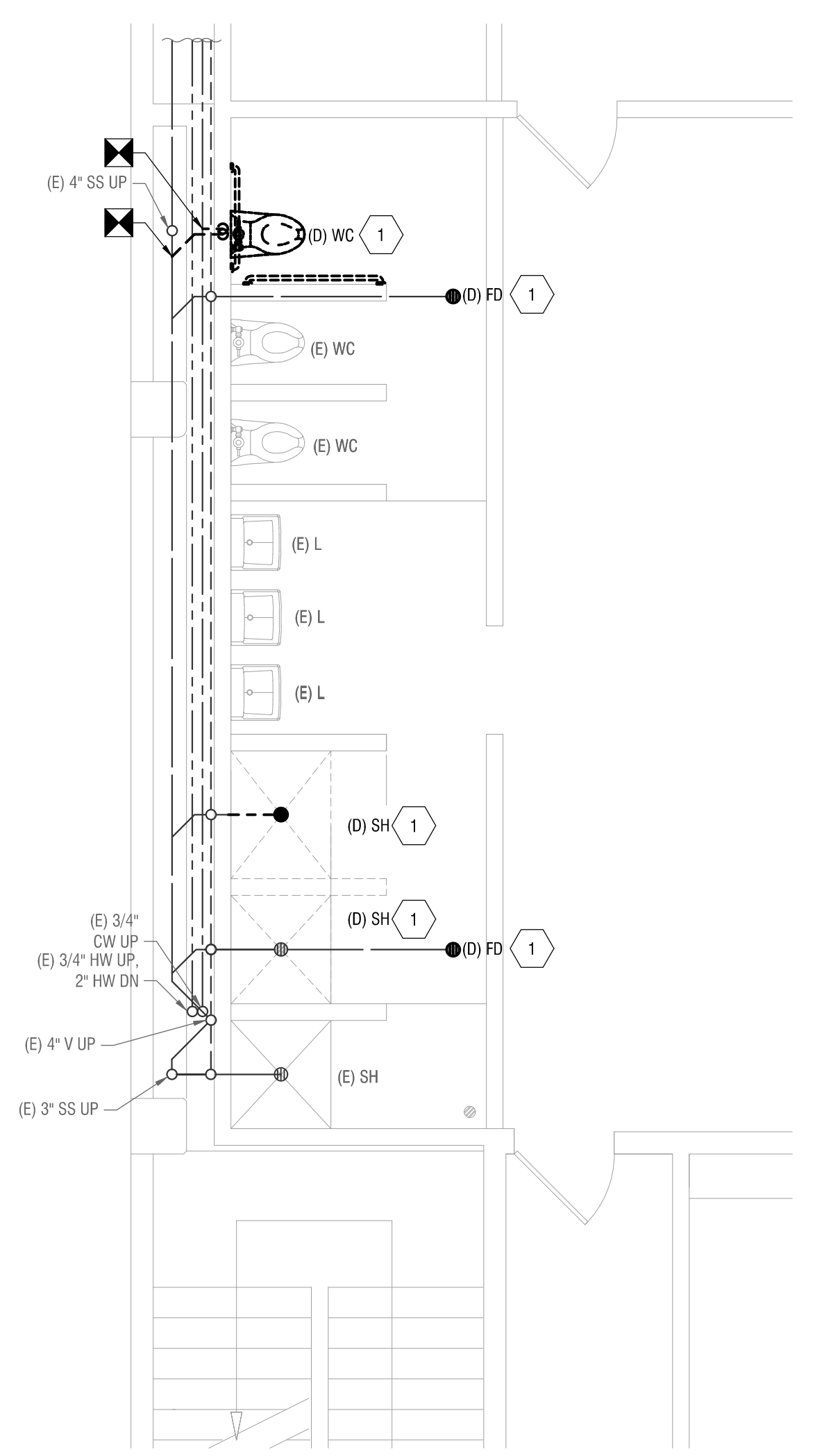
Logon Name: rmoon  
Plot Date: July 30, 2020 - 9:52 am  
File Name: P:\NMR\_Rooming\35020 - Jail Dorm Showers\Drawings\35020 - M&P\_Drawing.dwg  
AREPS 21 BASEMENT LEVEL: 22 GROUND LEVEL: 25 FLOOR LEVEL: 27 SIXTH LEVEL: 28 SEVENTH LEVEL: 29 ROOF LEVEL: 30 HCL\_TB : x:HCL\_Key : x:HMBL\_TB : Third Level : x:HMBL\_Key : x:HMBL\_TB : Second Floor : HCL\_Phdm : x:HMBL\_Phdm : x:FacilityClearance



3 ENLARGED PLUMBING PLAN - WATER  
P211 1/4" = 1'-0" [North Arrow]



2 ENLARGED PLUMBING PLAN - DWV  
P211 1/4" = 1'-0" [North Arrow]



1 ENLARGED PLUMBING DEMOLITION PLAN  
P211 1/4" = 1'-0" [North Arrow]

### GENERAL NOTES

- CONTRACTOR SHALL VERIFY EXACT SIZE, LOCATION, AND CAPACITY OF (E) PIPES PRIOR TO COMMENCEMENT OF WORK. IF DISCREPANCIES OCCUR, CONTRACTOR SHALL NOTIFY ARCHITECT AND ENGINEER.
- IF PIPE/FIXTURE IS NOT SHOWN, CONTRACTOR SHALL NOTE ON PLANS OMITTED PIPE/FIXTURE. CONTRACTOR SHALL VERIFY SIZE AND ROUTING OF PIPE AND NOTE ON PLAN THE SYSTEM PIPE IS CONNECTED TO.

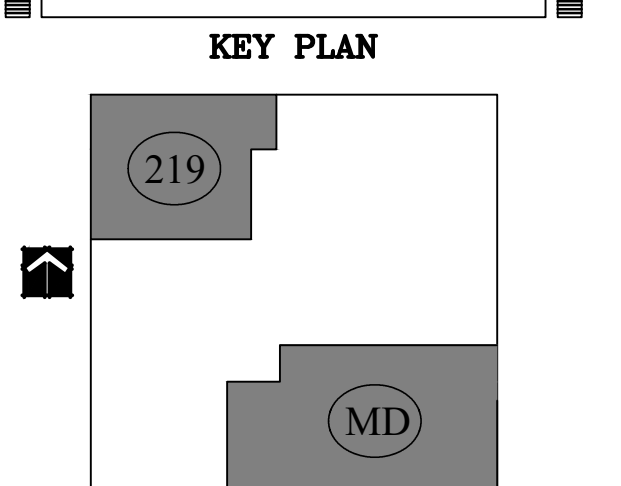
### KEYED NOTES

- DEMOLISH EXISTING PLUMBING FIXTURE. CAP PIPING IN WALL AND PREPARE FOR INSTALLATION OF NEW FIXTURE IF APPLICABLE.
- CONTRACTOR TO PROVIDE FITTING, VALVES AND ALL RELATED APPURTENANCES REQUIRED TO SUCCESSFULLY CONNECT NEW FIXTURE TO EXISTING PLUMBING SERVICES.
- NEW PLUMBING FIXTURE TO REPLACE (E) PLUMBING FIXTURE AT SAME LOCATION. CONTRACTOR TO PROVIDE FITTINGS, VALVES AND ALL RELATED APPURTENANCES REQUIRED TO SUCCESSFULLY CONNECT NEW FIXTURE TO EXISTING PLUMBING SERVICES (WATER, SANITARY, VENT, ETC.).

Copyright © 2020

All ideas, designs, arrangements and plans indicated or represented by this drawing are owned by and the property of NICHOLS, MELBURG and ROSSETTO and were created, evolved and developed for use by and in connection with the specified project. None of such ideas, designs, arrangements or plans shall be used by or disclosed to any person, firm or corporation for any purpose whatsoever without the written permission of NICHOLS, MELBURG and ROSSETTO.

NICHOLS  
MELBURG  
&  
ROSSETTO  
ARCHITECTS + ENGINEERS  
300 KNOLLCREST DRIVE  
REDDING, CA 96002  
(530) 222-3300 (530) 222-3538 FAX  
<http://www.nmrdesign.com>



**LICENSE STAMPS**

**PROJECT NAME**  
**ACCESSIBILITY IMPROVEMENTS**  
**FOR**  
**HUMBOLDT COUNTY JAIL**  
**901 5TH STREET**  
**EUREKA, CALIFORNIA**

**SHEET TITLE**  
**SECOND FLOOR ROOM 219**

**DRAWING STATUS**  
**CONSTRUCTION DOCUMENTS**

**REVISIONS**

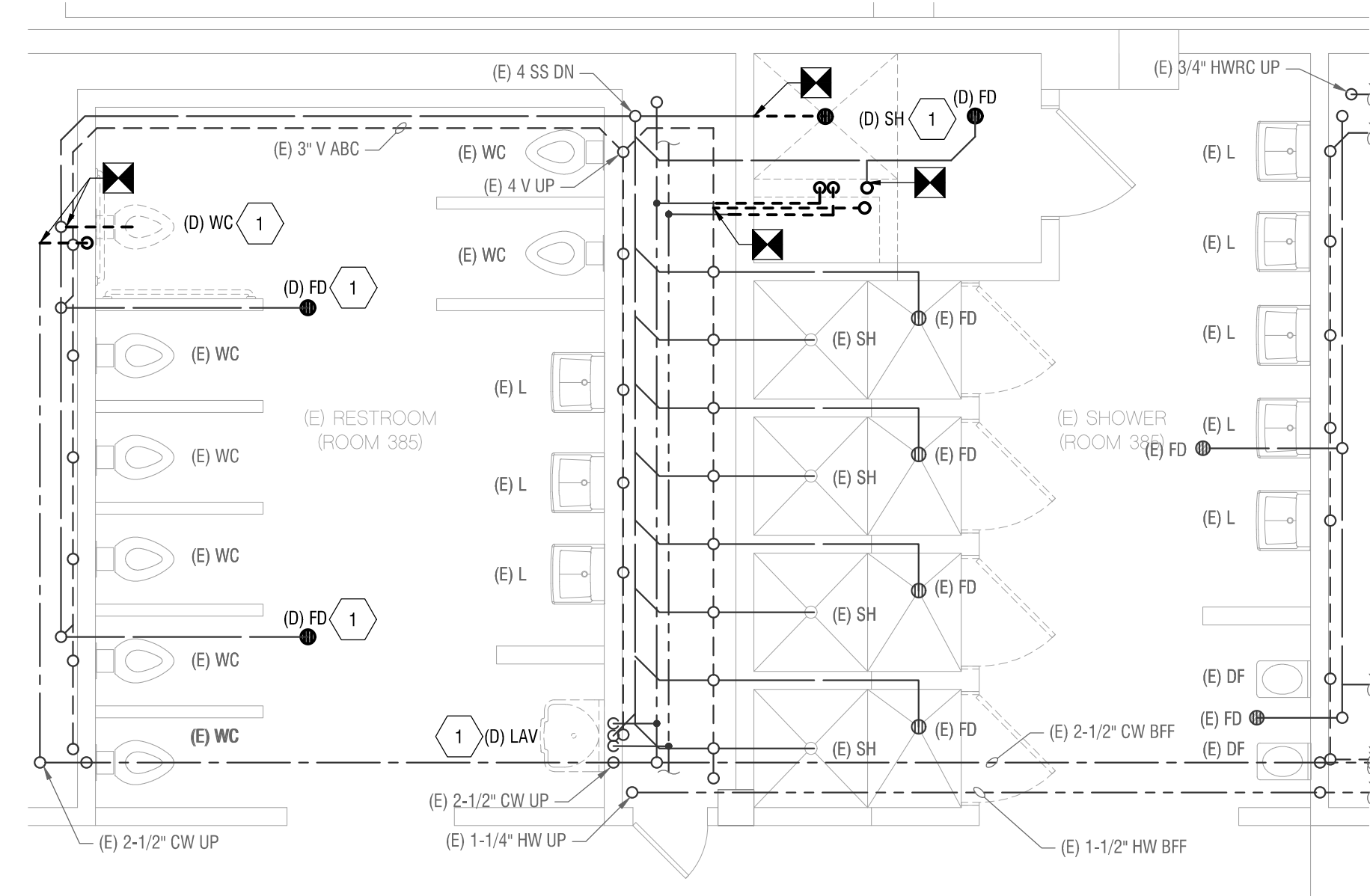
Sym.	Description	By	Date
------	-------------	----	------

Drawn By	TA
Checked By	RM
Date Drawn	08/01/2020
Scale	AS NOTED
Job No.	17-6430

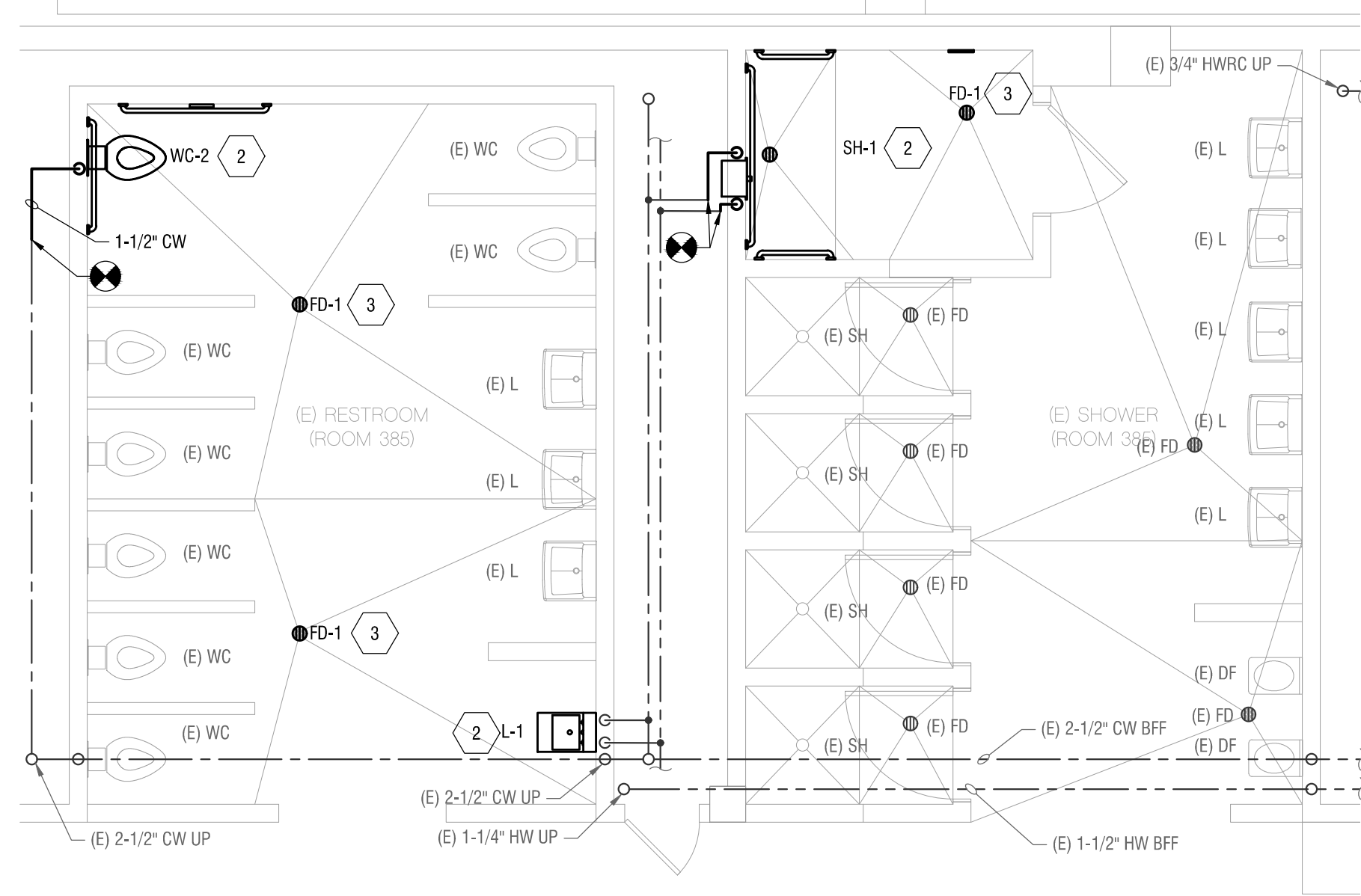
**SHEET No.**  
**P211**



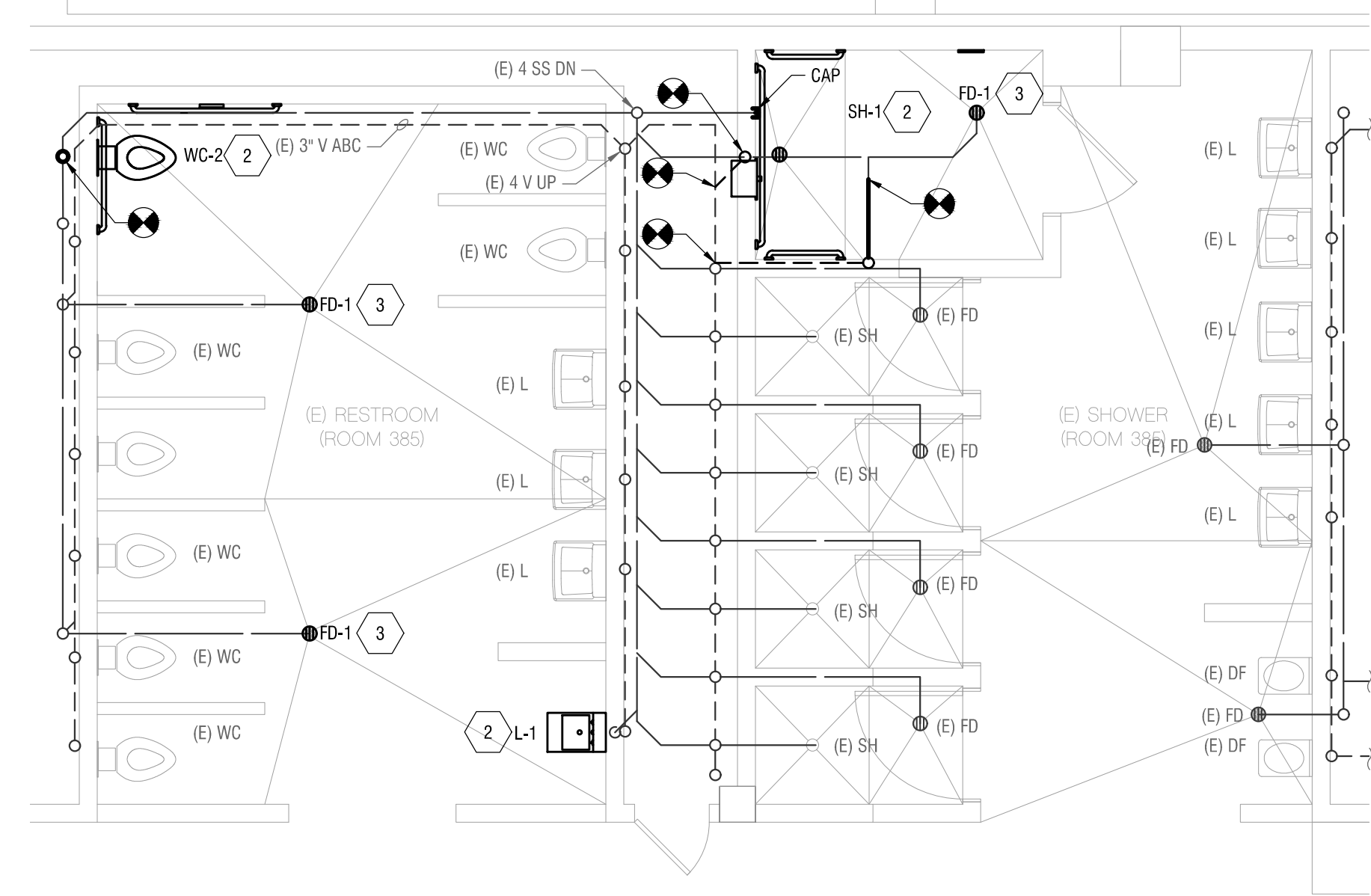
Login Name: mroon  
 Plot Date: July 30, 2020 - 9:32 am  
 File Name: P:\NMR\Rooming\3020 - Jail Dorm Showers\Drawings\3020 - M&P Drawings  
 AREPS 21 BASEMENT LEVEL:22 GROUND LEVEL:1 x:\HCL\T2:1 x:\HCL\T2:25 FOURTH LEVEL:27 SIXTH LEVEL:28 SEVENTH LEVEL:29 ROOF LEVEL:1 x:\HCL\46:1 x:\HCL\TB:1 x:\HCL\Key:1 x:\HCL\T1:Third Level:1 x:\HCL\T1:First Level:1 x:\HCL\T1:Second Floor:1 HCL\_Plan:1 x:\HCL\T1:Site:1 x:\HCL\T1:Site:1  
 x:\HCL\T1:Site:1



**1 ENLARGED PLUMBING DEMOLITION PLAN**  
 P220 1/4" = 1'-0"



**3 ENLARGED PLUMBING PLAN - WATER**  
 P220 1/4" = 1'-0"



**2 ENLARGED PLUMBING PLAN - DW**  
 P220 1/4" = 1'-0"

**GENERAL NOTES**

- CONTRACTOR SHALL VERIFY EXACT SIZE, LOCATION, AND CAPACITY OF (E) PIPES PRIOR TO COMMENCEMENT OF WORK. IF DISCREPANCIES OCCUR, CONTRACTOR SHALL NOTIFY ARCHITECT AND ENGINEER.
- IF PIPE/FIXTURE IS NOT SHOWN, CONTRACTOR SHALL NOTE ON PLANS OMITTED PIPE/FIXTURE. CONTRACTOR SHALL VERIFY SIZE AND ROUTING OF PIPE AND NOTE ON PLAN THE SYSTEM PIPE IS CONNECTED TO.

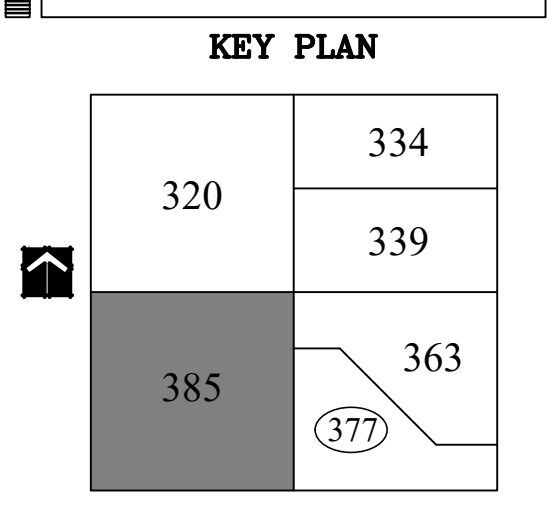
**KEYED NOTES**

- DEMOLISH EXISTING PLUMBING FIXTURE. CAP PIPING IN WALL AND PREPARE FOR INSTALLATION OF NEW FIXTURE IF APPLICABLE.
- CONTRACTOR TO PROVIDE FITTING, VALVES AND ALL RELATED APPURTENANCES REQUIRED TO SUCCESSFULLY CONNECT NEW FIXTURE TO EXISTING PLUMBING SERVICES.
- NEW PLUMBING FIXTURE TO REPLACE (E) PLUMBING FIXTURE AT SAME LOCATION. CONTRACTOR TO PROVIDE FITTINGS, VALVES AND ALL RELATED APPURTENANCES REQUIRED TO SUCCESSFULLY CONNECT NEW FIXTURE TO EXISTING PLUMBING SERVICES (WATER, SANITARY, VENT, ETC.).

Copyright © 2020

All ideas, designs, arrangements and plans indicated or represented by this drawing are owned by and the property of NICHOLS, MELBURG and ROSSETTO and were created, evolved and developed for use on, and in connection with the specified project. None of such ideas, designs, arrangements or plans shall be used by or disclosed to any person, firm or corporation for any purpose whatsoever without the written permission of NICHOLS, MELBURG and ROSSETTO.

**NICHOLS  
MELBURG  
ROSSETTO**  
 ARCHITECTS + ENGINEERS  
 300 KNOLLCREST DRIVE  
 REDDING, CA 96002  
 (530) 222-3300 (530) 222-3538 FAX  
<http://www.nmrdesign.com>



**LICENSE STAMPS**

**PROJECT NAME**  
**ACCESSIBILITY IMPROVEMENTS**  
**FOR**  
**HUMBOLDT COUNTY JAIL**  
**901 5TH STREET**  
**EUREKA, CALIFORNIA**

**SHEET TITLE**  
**THIRD LEVEL ROOM 385**

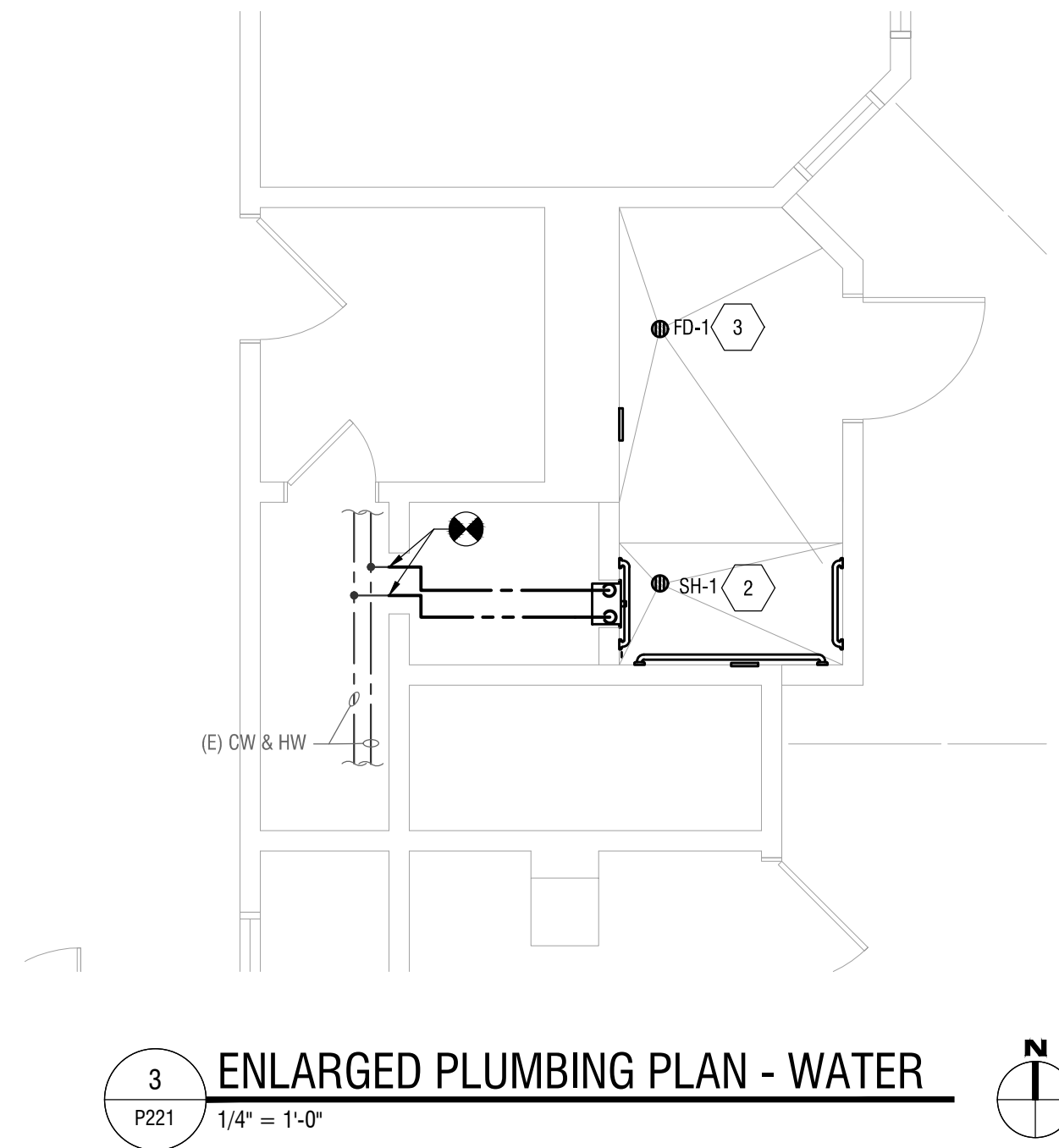
**DRAWING STATUS**  
**CONSTRUCTION DOCUMENTS**

**REVISIONS**  
 Sym. Description By Date

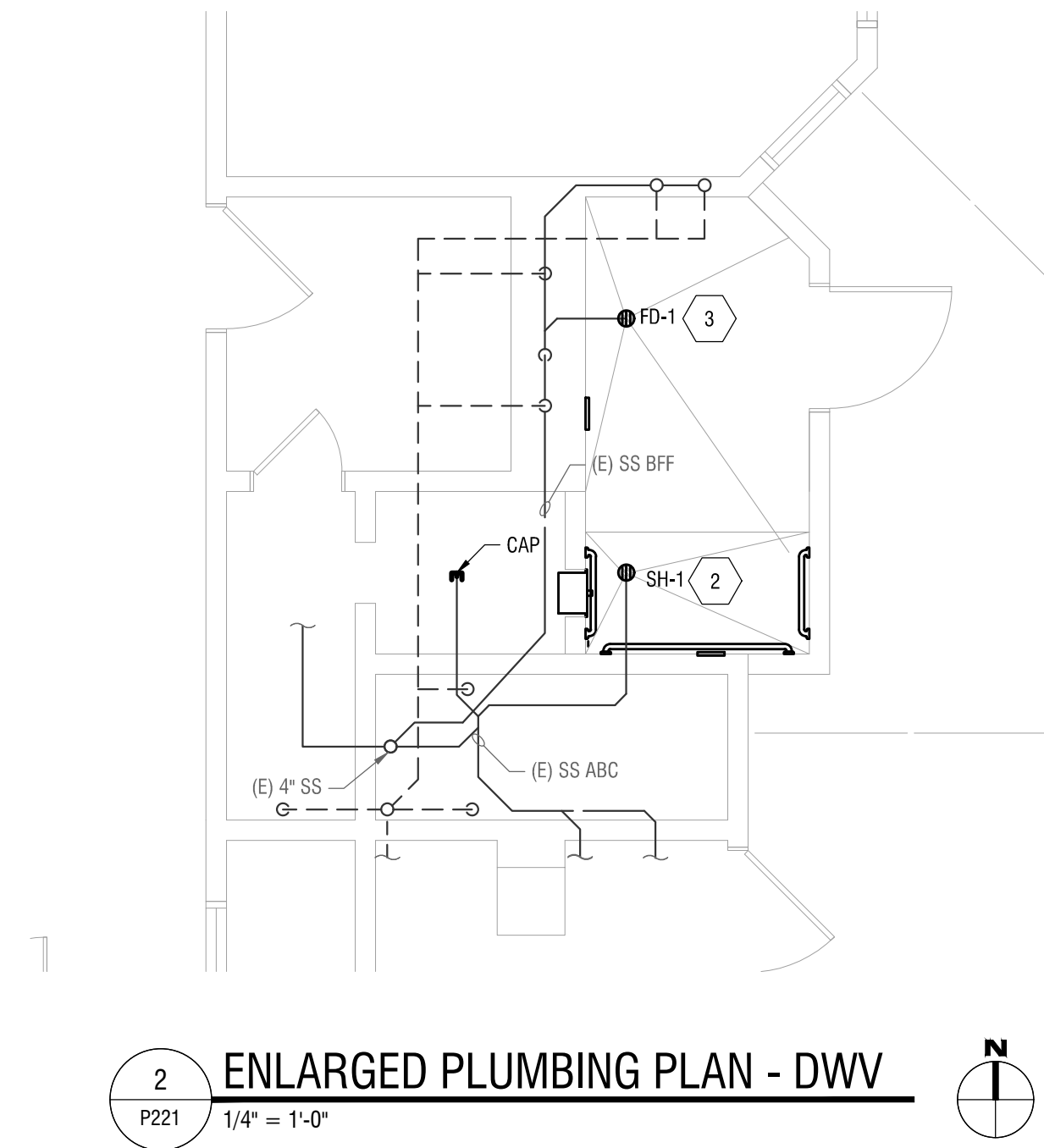
Drawn By	TA
Checked By	RM
Date Drawn	08/01/2020
Scale	AS NOTED
Job No.	17-6430

**SHEET No.**  
**P220**

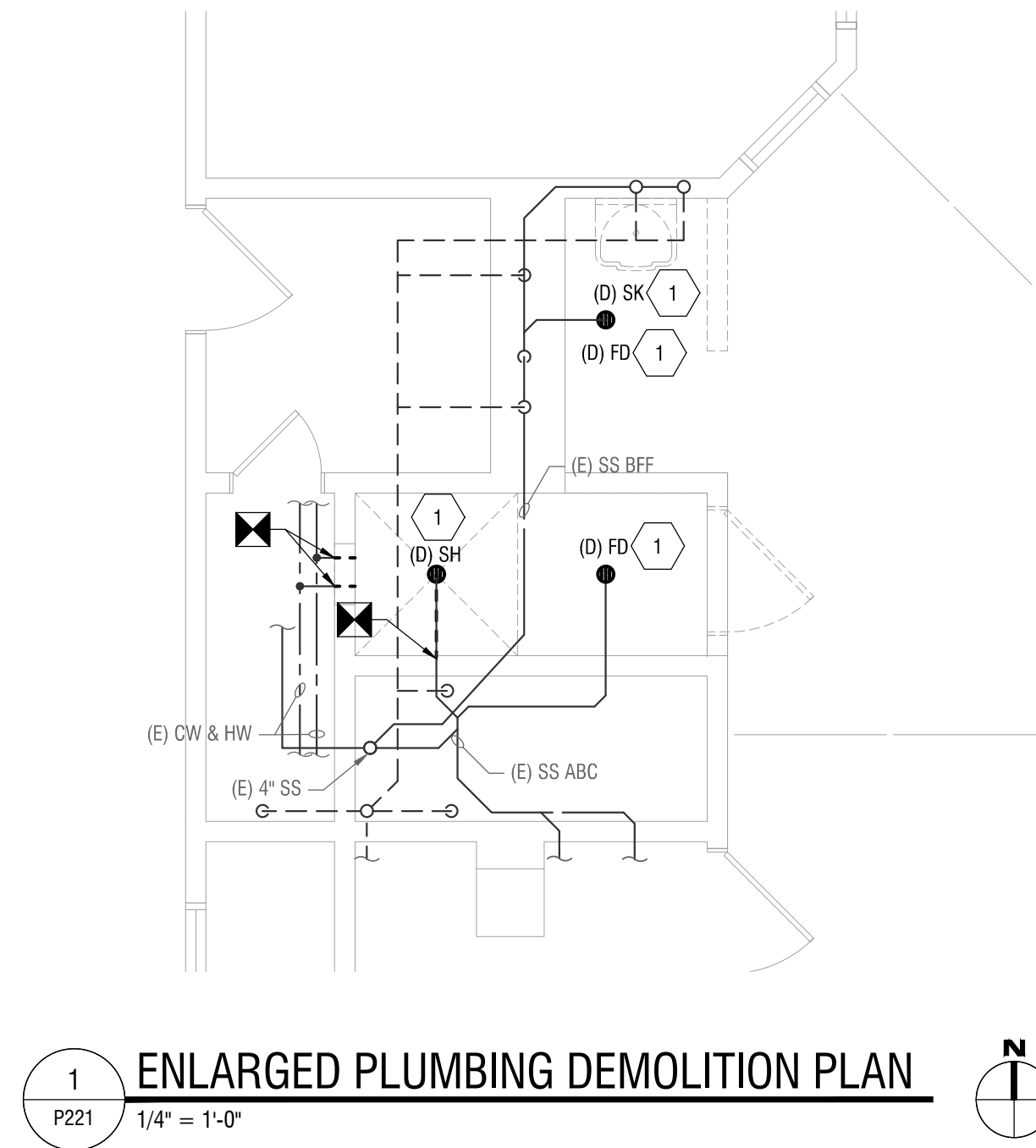
LogIn Name: mrozon  
 Plot Date: July 30, 2020 - 9:52 am  
 File Name: P:\NW\Roofing\3020 - Jail Dorm Showers\Drawings\3020 - MJP Drawings.dwg  
 XREFS 21 BASEMENT LEVEL; 22 GROUND LEVEL; XHCL\_TB2; XHCL\_TB3; 25 FOURTH LEVEL; 27 SIXTH LEVEL; 28 SEVENTH LEVEL; 29 ROOF LEVEL; XHCL\_#6; XHCL\_TB; XHCL\_Ky; XHMBLT\_TB; XHMBLT\_Plum; XHMBLT\_Stra; XFacultyClearance



**3 ENLARGED PLUMBING PLAN - WATER**  
P221 1/4" = 1'-0"



**2 ENLARGED PLUMBING PLAN - DWV**  
P221 1/4" = 1'-0"



**1 ENLARGED PLUMBING DEMOLITION PLAN**  
P221 1/4" = 1'-0"

**GENERAL NOTES**


1. CONTRACTOR SHALL VERIFY EXACT SIZE, LOCATION, AND CAPACITY OF (E) PIPES PRIOR TO COMMENCEMENT OF WORK. IF DISCREPANCIES OCCUR, CONTRACTOR SHALL NOTIFY ARCHITECT AND ENGINEER.
2. IF PIPE/FIXTURE IS NOT SHOWN, CONTRACTOR SHALL NOTE ON PLANS OMITTED PIPE FIXTURE. CONTRACTOR SHALL VERIFY SIZE AND ROUTING OF PIPE AND NOTE ON PLAN THE SYSTEM PIPE IS CONNECTED TO.

**KEYED NOTES**

1. DEMOLISH EXISTING PLUMBING FIXTURE. CAP PIPING IN WALL AND PREPARE FOR INSTALLATION OF NEW FIXTURE IF APPLICABLE.
2. CONTRACTOR TO PROVIDE FITTING, VALVES AND ALL RELATED APPURTENANCES REQUIRED TO SUCCESSFULLY CONNECT NEW FIXTURE TO EXISTING PLUMBING SERVICES.
3. NEW PLUMBING FIXTURE TO REPLACE (E) PLUMBING FIXTURE AT SAME LOCATION. CONTRACTOR TO PROVIDE FITTINGS, VALVES AND ALL RELATED APPURTENANCES REQUIRED TO SUCCESSFULLY CONNECT NEW FIXTURE TO EXISTING PLUMBING SERVICES ( WATER, SANITARY, VENT, ETC.).

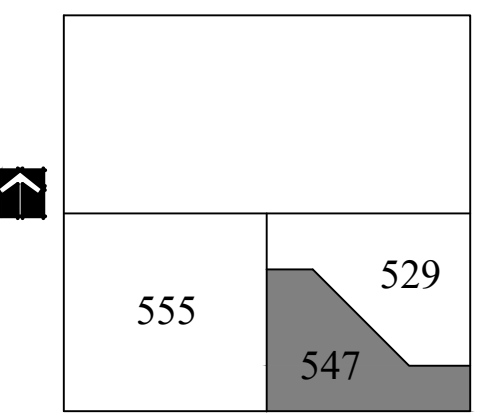
Copyright © 2020

All ideas, designs, arrangements and plans indicated or represented by this drawing are owned by and the property of NICHOLS, MELBURG and ROSSETTO and were created, evolved and developed for use only in connection with the specified project. None of such ideas, designs, arrangements or plans shall be used by or disclosed to any person, firm or corporation for any purpose whatsoever without the written permission of NICHOLS, MELBURG and ROSSETTO.



**NICHOLS  
MELBURG  
ROSSETTO**  
 ARCHITECTS + ENGINEERS  
 300 KNOLLCREST DRIVE  
 REDDING, CA 96002  
 (530) 222-3300 (530) 222-3538 FAX  
<http://www.nmrdesign.com>

**KEY PLAN**



**LICENSE STAMPS**

**PROJECT NAME**  
**ACCESSIBILITY IMPROVEMENTS**  
**FOR**  
**HUMBOLDT COUNTY JAIL**  
**901 5TH STREET**  
**EUREKA, CALIFORNIA**

**SHEET TITLE**

**FIFTH LEVEL  
ROOM 547**

**DRAWING STATUS**

**CONSTRUCTION DOCUMENTS**

**REVISIONS**

Sym.	Description	By	Date

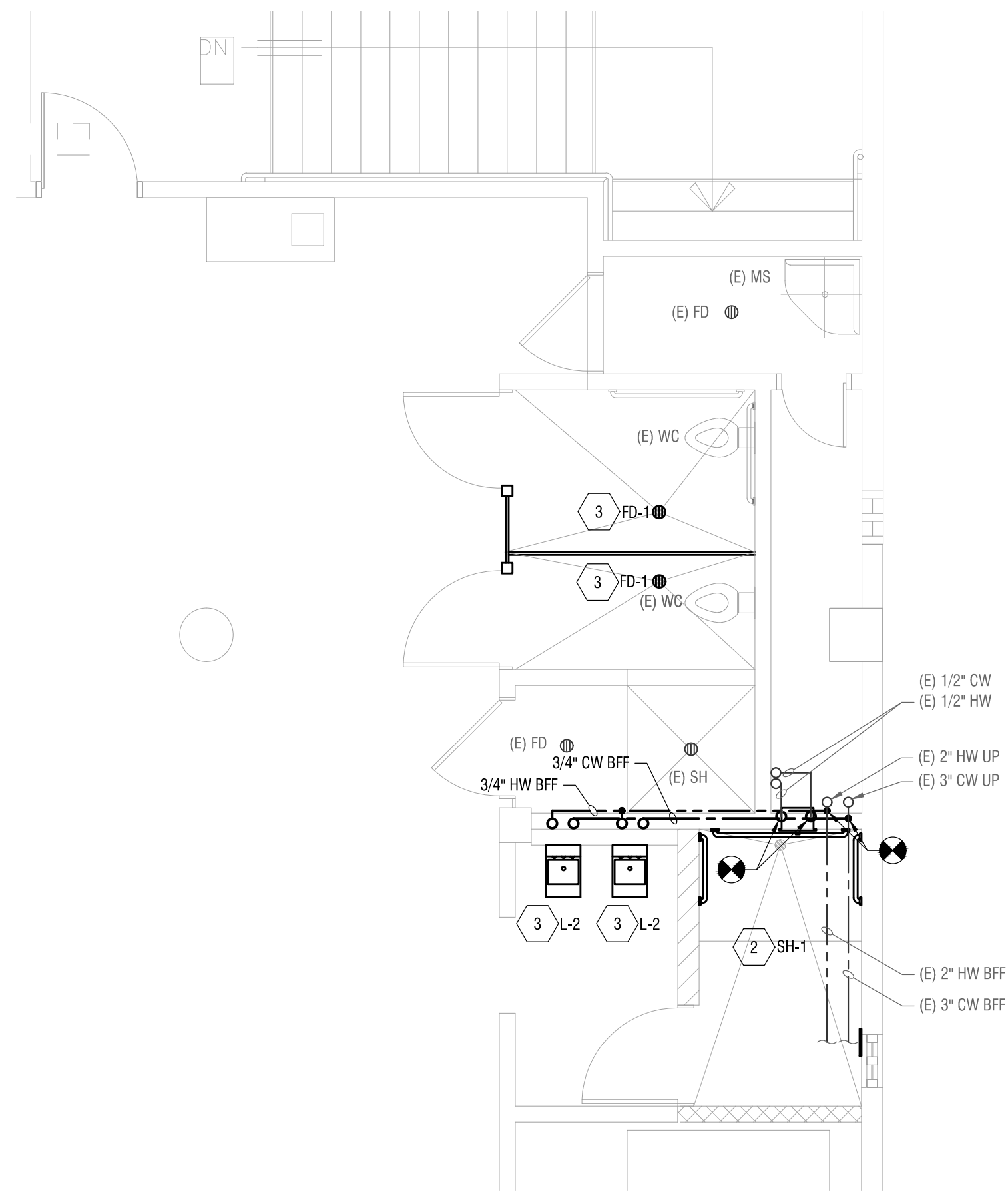
Drawn By	TA
Checked By	RM
Date Drawn	08/01/2020
Scale	AS NOTED
Job No.	17-6430

**SHEET No.**

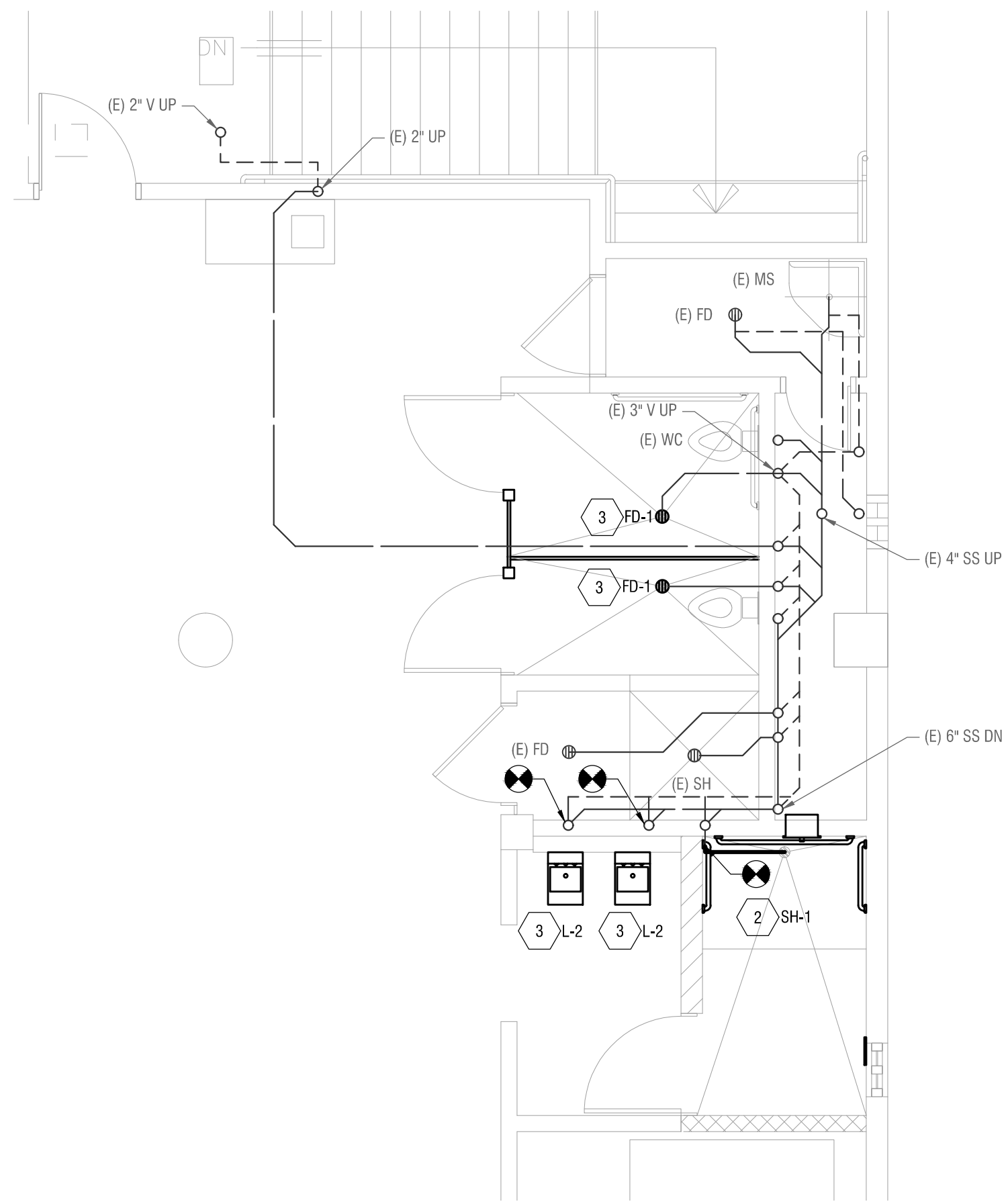
**P221**



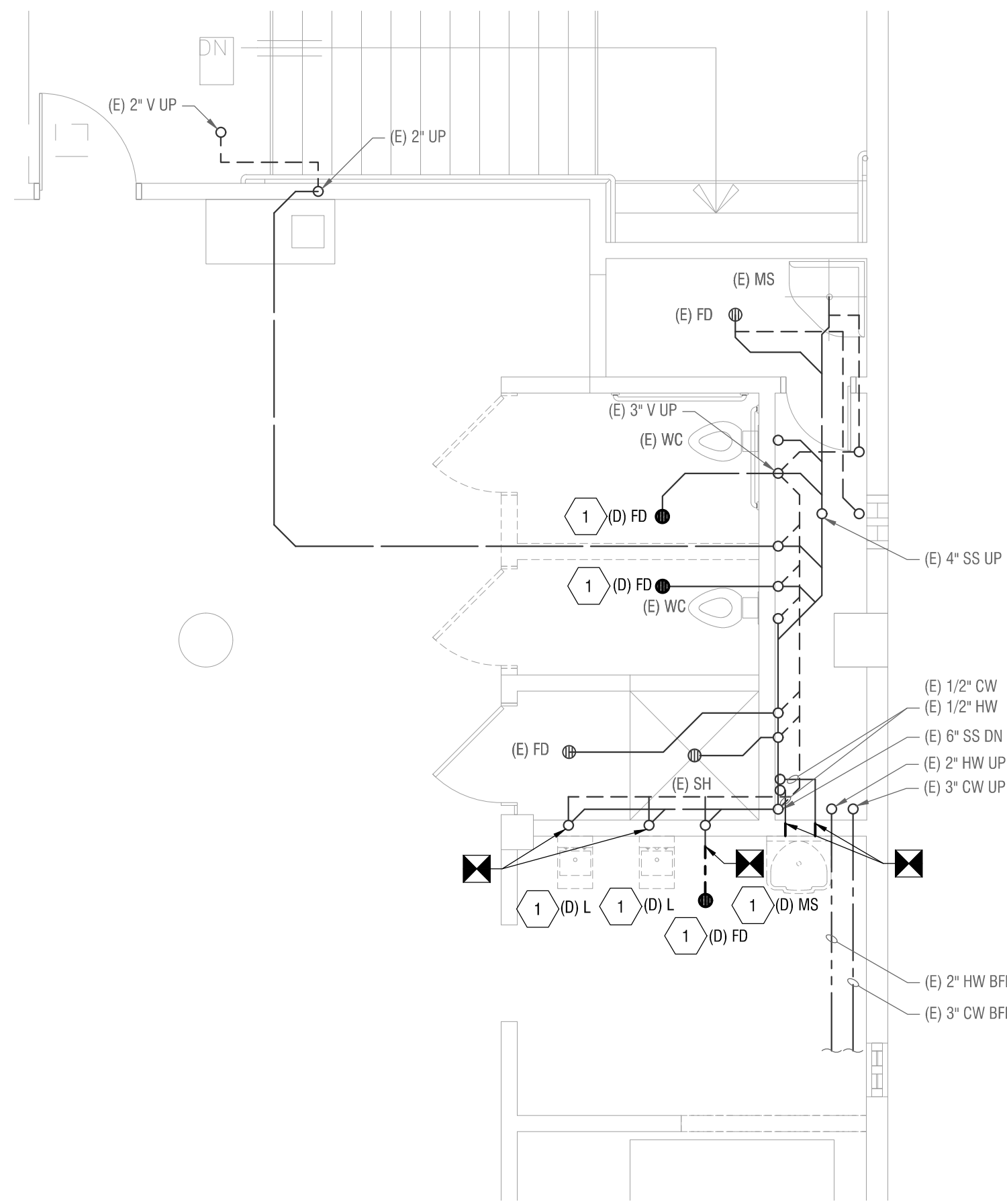
LogIn Name: mrozon  
 Plot Date: July 30, 2020 - 9:52 am  
 File Name: P:\NMR\_Roading\3020 - Jail Dorm Showers\Drawings\3020 - M&P Drawings\DWG\REPS 21 BASEMENT LEVEL:22 GROUND LEVEL: 25 FOURTH LEVEL: 27 SIXTH LEVEL: 28 SEVENTH LEVEL: 29 ROOF LEVEL: 30 HCL\_TB : x:HCL\_Key : x:HMBL\_TB : Third Level : x:HMBL\_Pharm : x:HMBL\_Site : x:FacilityClearance  
 REPS 21 BASEMENT LEVEL:22 GROUND LEVEL: 25 FOURTH LEVEL: 27 SIXTH LEVEL: 28 SEVENTH LEVEL: 29 ROOF LEVEL: 30 HCL\_TB : x:HCL\_Key : x:HMBL\_TB : Third Level : x:HMBL\_Pharm : x:HMBL\_Site : x:FacilityClearance



**3 ENLARGED PLUMBING PLAN - WATER**  
 P230 1/4" = 1'-0"



**2 ENLARGED PLUMBING PLAN - DWV**  
 P230 1/4" = 1'-0"



**1 ENLARGED PLUMBING DEMOLITION PLAN**  
 P230 1/4" = 1'-0"

**GENERAL NOTES**


- CONTRACTOR SHALL VERIFY EXACT SIZE, LOCATION, AND CAPACITY OF (E) PIPES PRIOR TO COMMENCEMENT OF WORK. IF DISCREPANCIES OCCUR, CONTRACTOR SHALL NOTIFY ARCHITECT AND ENGINEER.
- IF PIPE/FIXTURE IS NOT SHOWN, CONTRACTOR SHALL NOTE ON PLANS OMITTED PIPE/FIXTURE. CONTRACTOR SHALL VERIFY SIZE AND ROUTING OF PIPE AND NOTE ON PLAN THE SYSTEM PIPE IS CONNECTED TO.

**KEYED NOTES**

- DEMOLISH EXISTING PLUMBING FIXTURE. CAP PIPING IN WALL AND PREPARE FOR INSTALLATION OF NEW FIXTURE IF APPLICABLE.
- CONTRACTOR TO PROVIDE FITTING, VALVES AND ALL RELATED APPURTENANCES REQUIRED TO SUCCESSFULLY CONNECT NEW FIXTURE TO EXISTING PLUMBING SERVICES.
- NEW PLUMBING FIXTURE TO REPLACE (E) PLUMBING FIXTURE AT SAME LOCATION. CONTRACTOR TO PROVIDE FITTINGS, VALVES AND ALL RELATED APPURTENANCES REQUIRED TO SUCCESSFULLY CONNECT NEW FIXTURE TO EXISTING PLUMBING SERVICES ( WATER, SANITARY, VENT, ETC.).

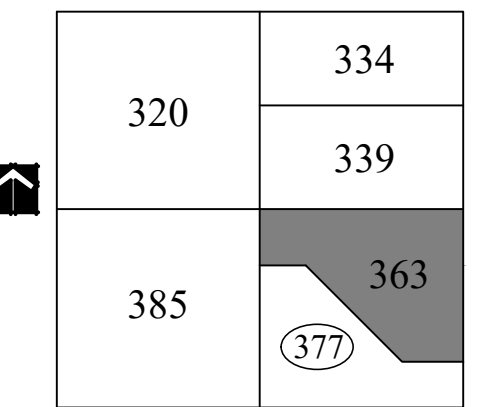
Copyright © 2020

All ideas, designs, arrangements and plans indicated or represented by this drawing are owned by and the property of NICHOLS MELBURG and ROSSETTO and were created, evolved and developed for use only in connection with the specified project. None of such ideas, designs, arrangements or plans shall be used by or disclosed to any person, firm or corporation for any purpose whatsoever without the written permission of NICHOLS MELBURG and ROSSETTO.



**NICHOLS  
MELBURG  
ROSSETTO**  
 ARCHITECTS + ENGINEERS  
 300 KNOLLCREST DRIVE  
 REDDING, CA 96002  
 (530) 222-3300 (530) 222-3538 FAX  
 http://www.nmrdesign.com

**KEY PLAN**



**LICENSE STAMPS**

**PROJECT NAME**

**ACCESSIBILITY  
IMPROVEMENTS**

**FOR  
HUMBOLDT  
COUNTY  
JAIL**

**901 5TH STREET  
EUREKA, CALIFORNIA**

**SHEET TITLE**

**THIRD LEVEL  
ROOM 363**

**DRAWING STATUS**

**CONSTRUCTION  
DOCUMENTS**

**REVISIONS**

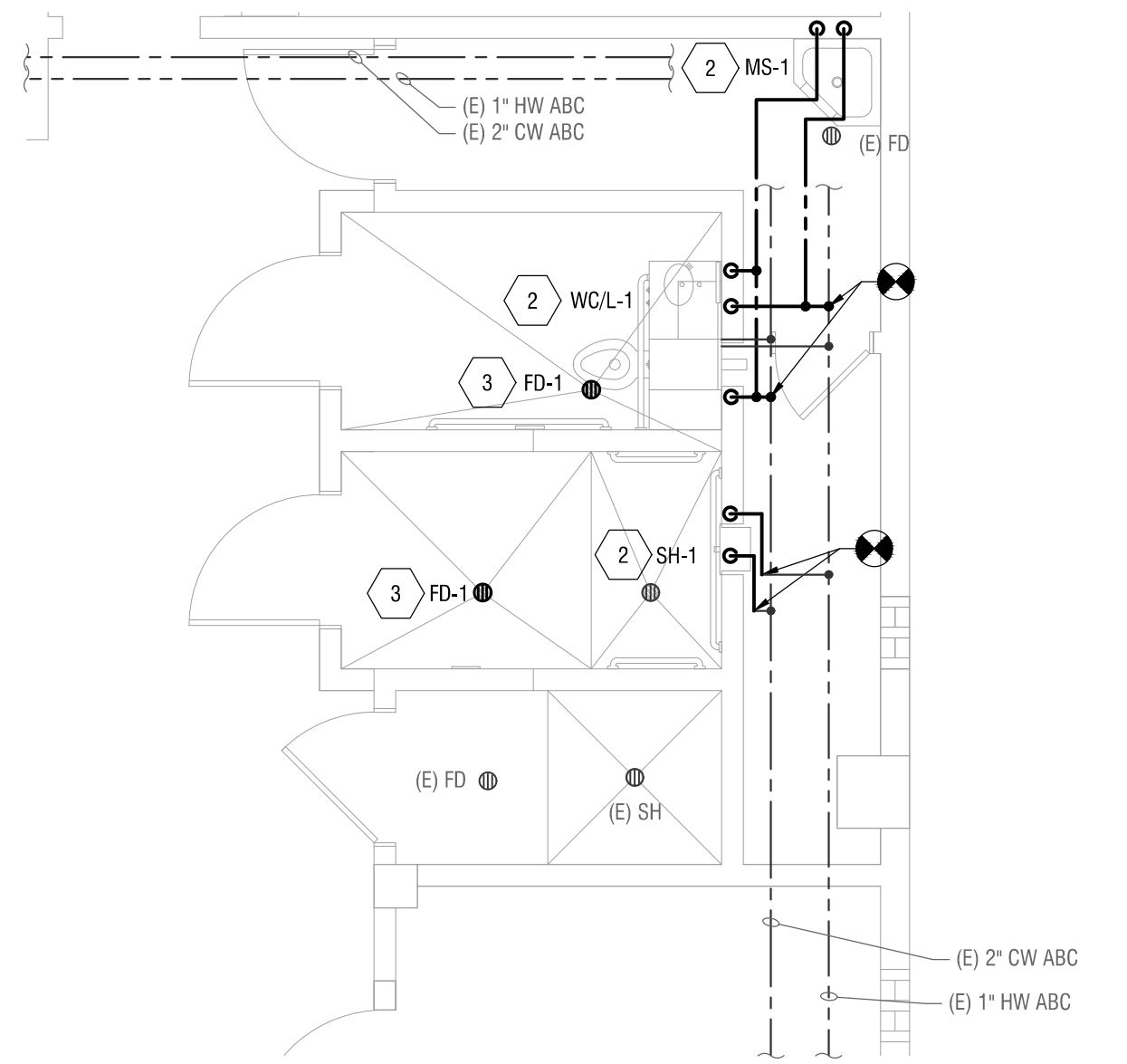
Sym. Description By Date

Drawn By	TA
Checked By	RM
Date Drawn	08/01/2020
Scale	AS NOTED
Job No.	17-6430

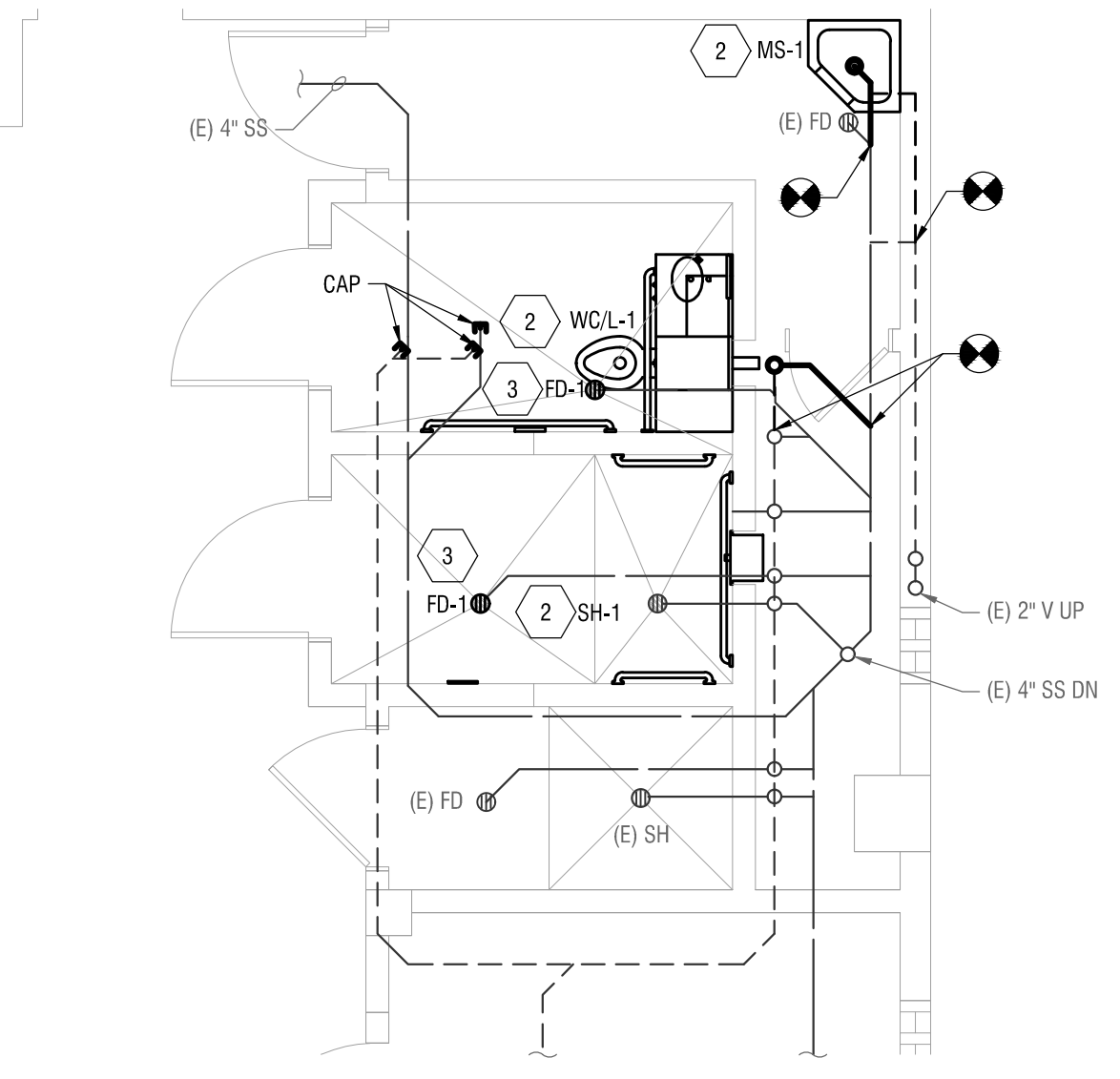
**SHEET No.**

**P230**

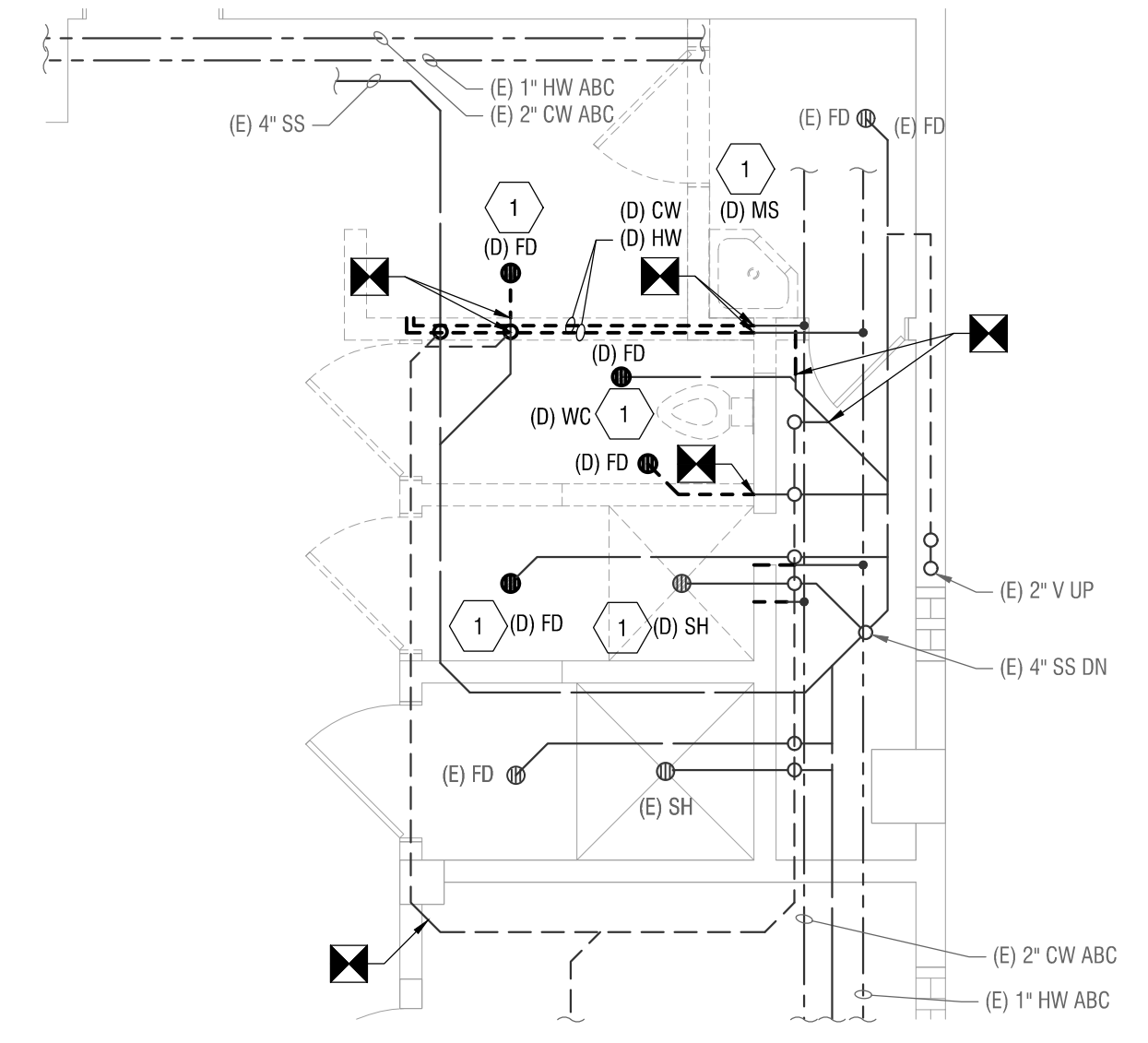
Login Name: mrozon  
 Plot Date: July 30, 2020 - 9:52 am  
 File Name: P:\NMR\Redding\3020 - Jail Dorm Showers\Drawings\3020 - M&P Drawings.dwg  
 XREFS: 21 BASEMENT LEVEL: 22 GROUND LEVEL: x:\HCL\12: x:\HCL\12: 25 FOURTH LEVEL: 27 SIXTH LEVEL: 28 SEVENTH LEVEL: 29 ROOF LEVEL: x:\HCL\46: x:\HCL\TB: x:\HCL\TB: x:\HCL\Key: x:\HCL\T: Third Level: x:\HCL\T: Fifth Level: x:\HCL\T: Second Floor: x:\HCL\Phom: x:\HCL\T: Site: x:\HCL\T: Site: x:\HCL\T: Site:



**3 ENLARGED PLUMBING PLAN - WATER**  
 P231 1/4" = 1'-0"



**2 ENLARGED PLUMBING PLAN - DWV**  
 P231 1/4" = 1'-0"



**1 ENLARGED PLUMBING DEMOLITION PLAN**  
 P231 1/4" = 1'-0"

**GENERAL NOTES**

1. CONTRACTOR SHALL VERIFY EXACT SIZE, LOCATION, AND CAPACITY OF (E) PIPES PRIOR TO COMMENCEMENT OF WORK. IF DISCREPANCIES OCCUR, CONTRACTOR SHALL NOTIFY ARCHITECT AND ENGINEER.
2. IF PIPE/FIXTURE IS NOT SHOWN, CONTRACTOR SHALL NOTE ON PLANS OMITTED PIPE/FIXTURE. CONTRACTOR SHALL VERIFY SIZE AND ROUTING OF PIPE AND NOTE ON PLAN THE SYSTEM PIPE IS CONNECTED TO.

**KEYED NOTES**

- 1 DEMOLISH EXISTING PLUMBING FIXTURE. CAP PIPING IN WALL AND PREPARE FOR INSTALLATION OF NEW FIXTURE IF APPLICABLE.
- 2 CONTRACTOR TO PROVIDE FITTING, VALVES AND ALL RELATED APPURTENANCES REQUIRED TO SUCCESSFULLY CONNECT NEW FIXTURE TO EXISTING PLUMBING SERVICES.
- 3 NEW PLUMBING FIXTURE TO REPLACE (E) PLUMBING FIXTURE AT SAME LOCATION. CONTRACTOR TO PROVIDE FITTINGS, VALVES AND ALL RELATED APPURTENANCES REQUIRED TO SUCCESSFULLY CONNECT NEW FIXTURE TO EXISTING PLUMBING SERVICES ( WATER, SANITARY, VENT, ETC.).

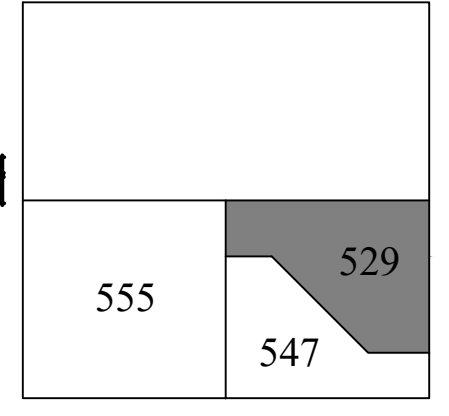
Copyright © 2020

All ideas, designs, arrangements and plans indicated or represented by this drawing are owned by and the property of NICHOLS, MELBURG and ROSSETTO and were created, evolved and developed for use on, and in connection with, the specified project. None of such ideas, designs, arrangements or plans shall be used by or disclosed to any person, firm or corporation for any purpose whatsoever without the written permission of NICHOLS, MELBURG and ROSSETTO.

**NICHOLS  
MELBURG  
ROSSETTO**  
ARCHITECTS + ENGINEERS

300 KNOLLCREST DRIVE  
REDDING, CA 96002  
(530) 222-3300 (530) 222-3538 FAX  
<http://www.nmrdesign.com>

**KEY PLAN**



**LICENSE STAMPS**

**PROJECT NAME**  
**ACCESSIBILITY IMPROVEMENTS**  
**FOR**  
**HUMBOLDT COUNTY JAIL**  
**901 5TH STREET**  
**EUREKA, CALIFORNIA**

**SHEET TITLE**  
**FIFTH LEVEL**  
**ROOM 529**

**DRAWING STATUS**  
**CONSTRUCTION**  
**DOCUMENTS**

**REVISIONS**  
 Sym. Description By Date

Drawn By	TA
Checked By	RM
Date Drawn	08/01/2020
Scale	AS NOTED
Job No.	17-6430

**SHEET No.**

**P231**





LogIn Name: mroon  
 Plot Date: July 30, 2020 - 9:33 am  
 File Name: P:\NMR\_Rooming\3020 - Jail Dorm Showers\Drawings\3020 - M&P Drawings  
 AREPS 21 BASEMENT LEVEL:22 GROUND LEVEL:1 x:\HCL\T2:1 x:\HCL\T2:25 FOURTH LEVEL:27 SIXTH LEVEL:28 SEVENTH LEVEL:29 ROOF LEVEL:1 x:\HCL\46:1 x:\HCL\TB:1 x:\HCL\Key:1 x:\HCL\T:1 Third Level:1 x:\HCL\T:1 Fifth Level:1 x:\HCL\T:1 Second Floor:1 HCL\_Plan:1 x:\HCL\T:1 Site:1 x:\HCL\T:1 Site:1 x:\HCL\T:1 Site:1

**GENERAL NOTES**


- CONTRACTOR SHALL VERIFY EXACT SIZE, LOCATION, AND CAPACITY OF (E) PIPES PRIOR TO COMMENCEMENT OF WORK. IF DISCREPANCIES OCCUR, CONTRACTOR SHALL NOTIFY ARCHITECT AND ENGINEER.
- IF PIPE/FIXTURE IS NOT SHOWN, CONTRACTOR SHALL NOTE ON PLANS OMITTED PIPE FIXTURE. CONTRACTOR SHALL VERIFY SIZE AND ROUTING OF PIPE AND NOTE ON PLAN THE SYSTEM PIPE IS CONNECTED TO.

**KEYED NOTES**

- DEMOLISH EXISTING PLUMBING FIXTURE. CAP PIPING IN WALL AND PREPARE FOR INSTALLATION OF NEW FIXTURE IF APPLICABLE.
- CONTRACTOR TO PROVIDE FITTING, VALVES AND ALL RELATED APPURTENANCES REQUIRED TO SUCCESSFULLY CONNECT NEW FIXTURE TO EXISTING PLUMBING SERVICES.
- NEW PLUMBING FIXTURE TO REPLACE (E) PLUMBING FIXTURE AT SAME LOCATION. CONTRACTOR TO PROVIDE FITTINGS, VALVES AND ALL RELATED APPURTENANCES REQUIRED TO SUCCESSFULLY CONNECT NEW FIXTURE TO EXISTING PLUMBING SERVICES ( WATER, SANITARY, VENT, ETC.).

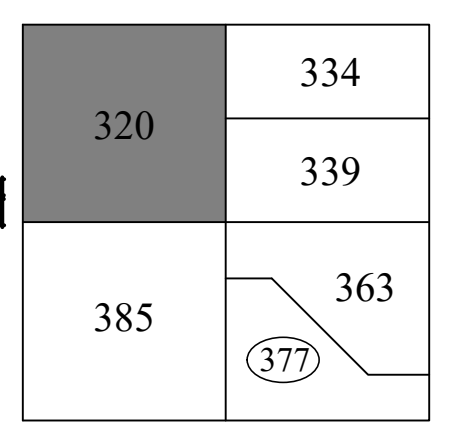
Copyright © 2020

All ideas, designs, arrangements and plans indicated or represented by this drawing are owned by and the property of NICHOLS MELBURG and ROSSETTO and were created, evolved and developed for use on, and in connection with the specified project. None of such ideas, designs, arrangements or plans shall be used by, or disclosed to any person, firm or corporation for any purpose whatsoever without the written permission of NICHOLS MELBURG and ROSSETTO.



**NICHOLS  
MELBURG  
ROSSETTO**  
ARCHITECTS + ENGINEERS  
300 KNOLLCREST DRIVE  
REDDING, CA 96002  
(530) 222-3300 (530) 222-3538 FAX  
<http://www.nmrdesign.com>

**KEY PLAN**



**LICENSE STAMPS**

**PROJECT NAME**  
**ACCESSIBILITY IMPROVEMENTS**  
 FOR  
**HUMBOLDT COUNTY JAIL**  
 901 5TH STREET  
 EUREKA, CALIFORNIA

**SHEET TITLE**  
 THIRD LEVEL  
 ROOM 320

**DRAWING STATUS**  
 CONSTRUCTION DOCUMENTS

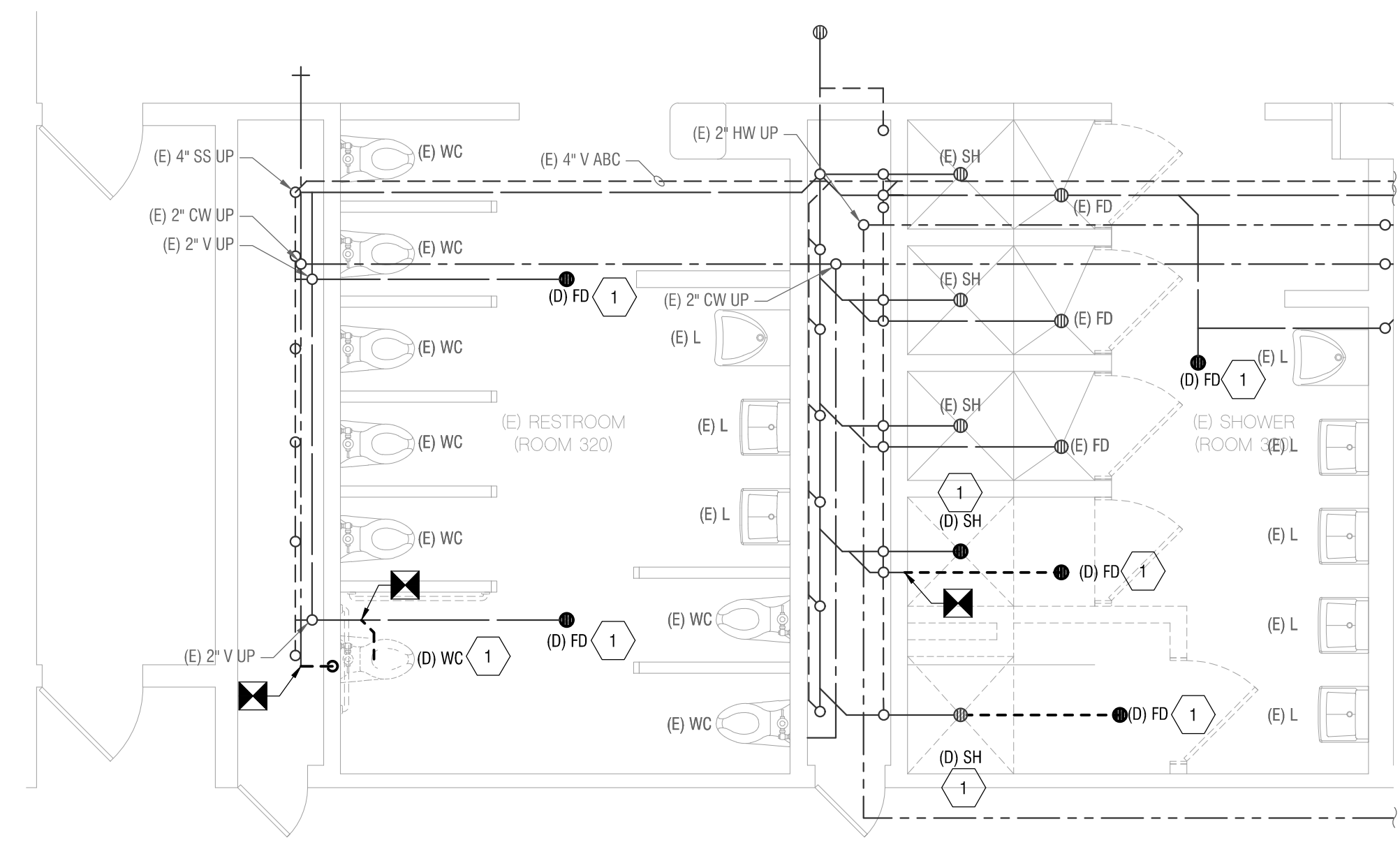
**REVISIONS**

Sym.	Description	By	Date

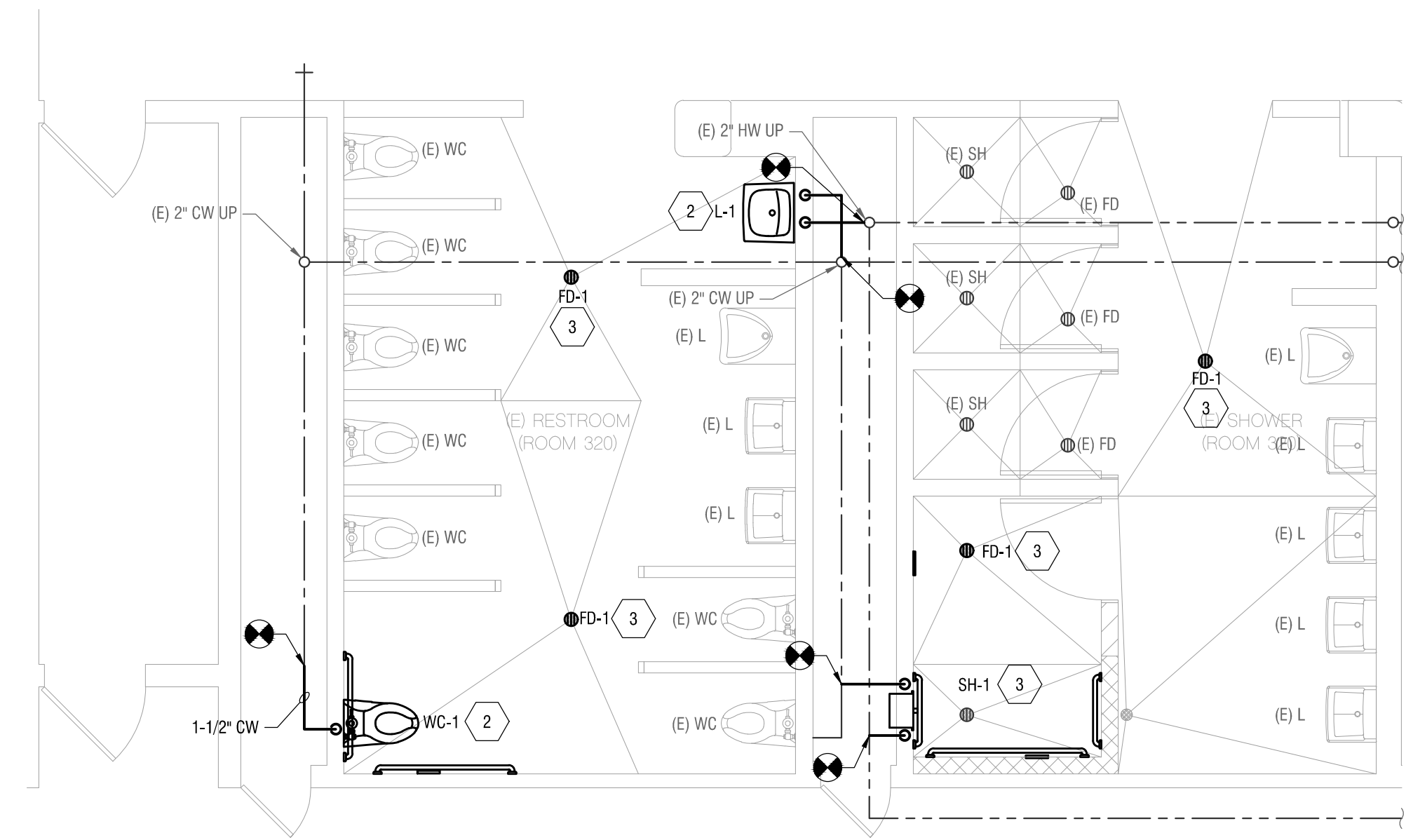
<b>Drawn By</b>	TA
<b>Checked By</b>	RM
<b>Date Drawn</b>	08/01/2020
<b>Scale</b>	AS NOTED
<b>Job No.</b>	17-6430

**SHEET No.**

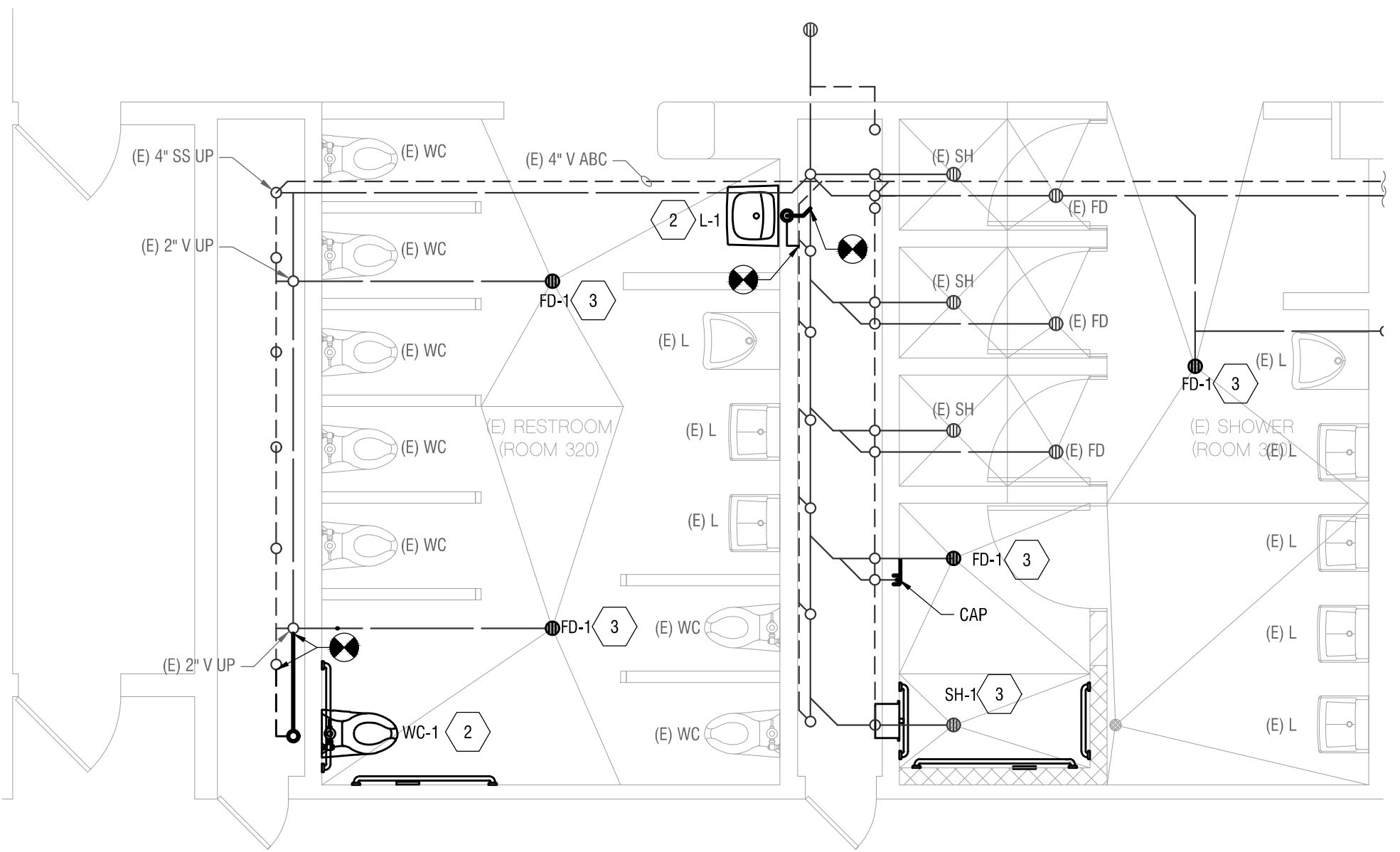
**P250**



**1 ENLARGED PLUMBING DEMOLITION PLAN**  
 P250 1/4" = 1'-0"



**3 ENLARGED PLUMBING PLAN - WATER**  
 P250 1/4" = 1'-0"



**2 ENLARGED PLUMBING PLAN - DWV**  
 P250 1/4" = 1'-0"

