

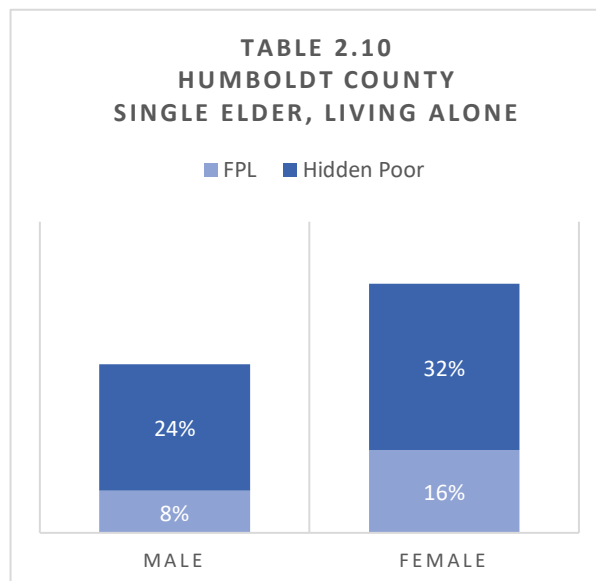
Area 1 Agency on Aging Assessment of Older Adults: Humboldt County Abbreviated Report

I. Background

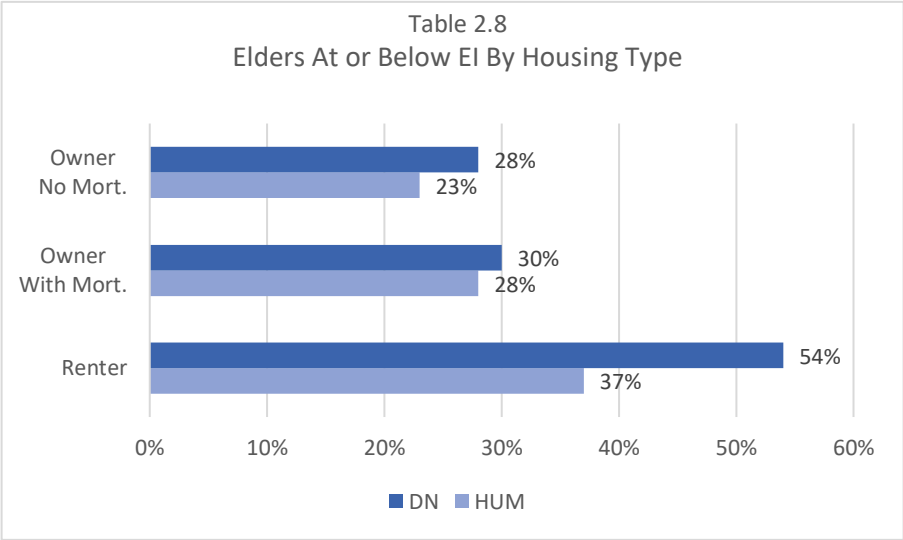
The A1AA Needs Assessment is conducted to identify the needs and concerns of older adults living in Humboldt and Del Norte Counties. The information is used to establish A1AA's Goals and Objectives for the next four-year (2020-24) cycle. The assessment consisted of: 1) a review of US Census data (American Community Survey five-year estimates, 2014-18) for older adults in PSA 1; 2) a survey of Needs and Concerns and, 3) focus groups with stakeholders and older adults.

II. Key Findings: Census Data Review

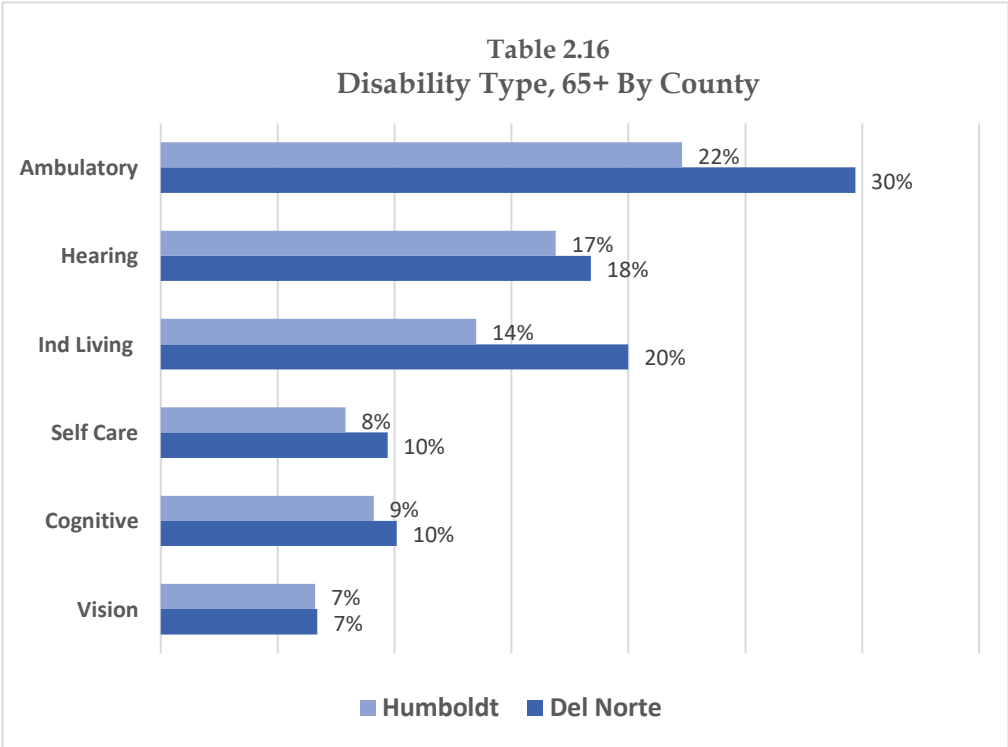
- Adults age 60 years and older make up 24% of the population in PSA 1 (n = 43,204).
- Humboldt County has 84% of this total (n = 36,808) and Del Norte has 16% (n = 7,124).
- Older adults in Humboldt County are disbursed throughout the county, 40% in the Eureka Area, 31% in Northern Humboldt, 18% in the Eel River Valley, 7% in Southern Humboldt and 5% in Eastern Humboldt.
- Nine percent (9%) of older adults (age 60+ years) in Humboldt live below the federal poverty level (i.e. earn less than \$1,000/month).
- The Willow Creek-Hoopa Census Division has the highest poverty rate for older adults living in Del Norte County (17%, n = 217).
- Forty eight percent (48%) of older women living in Humboldt are economically insecure, (i.e. they have incomes above the poverty level and do not qualify for public programs but lack enough income to cover their basic needs.)



Thirty-seven percent (37%) of older adults in Humboldt County are renters considered to be economically insecure.

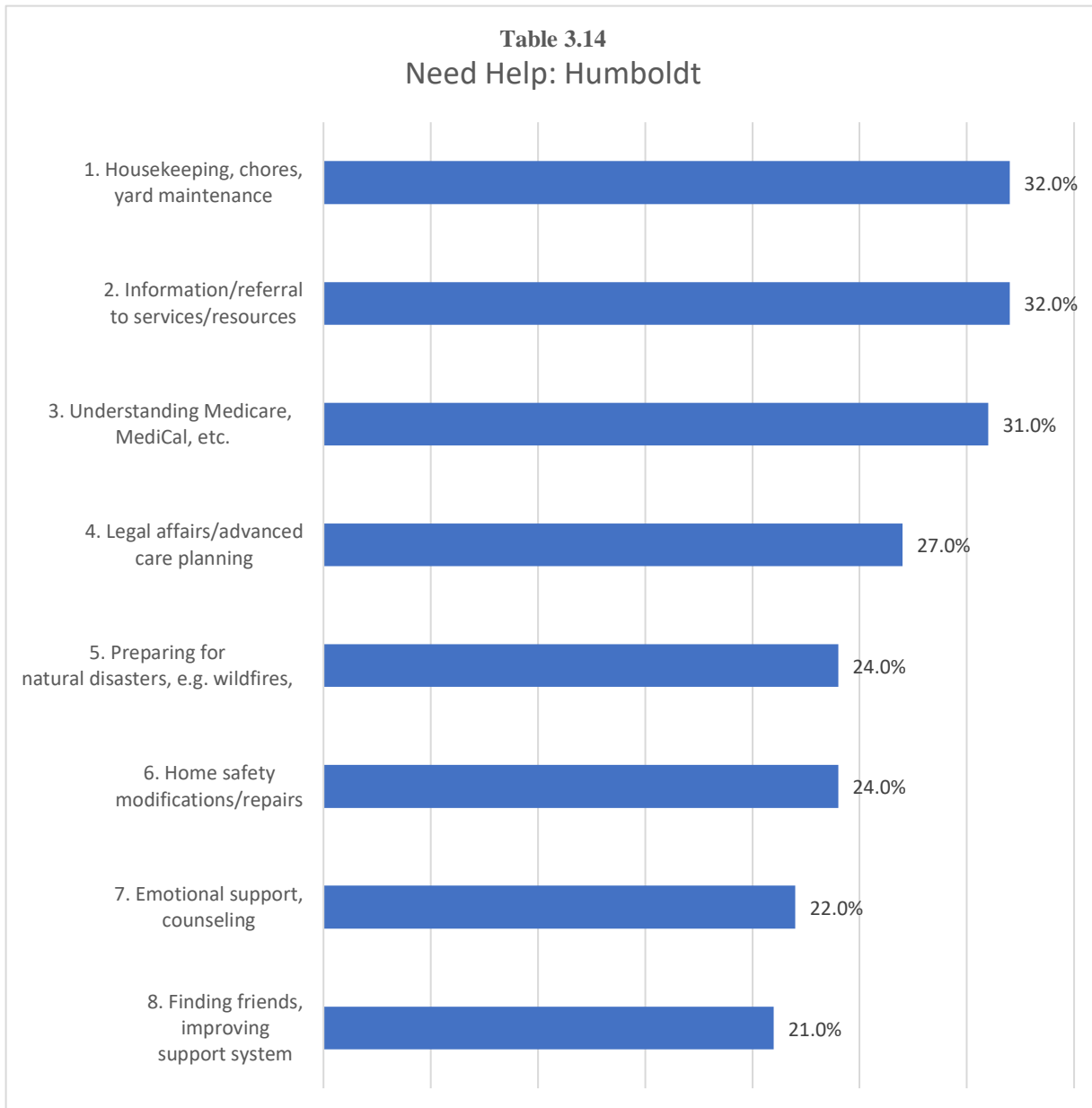


- Ambulatory difficulties impact the greatest number of older adults in PSA 1, followed by independent living, hearing, cognitive, and vision difficulties.



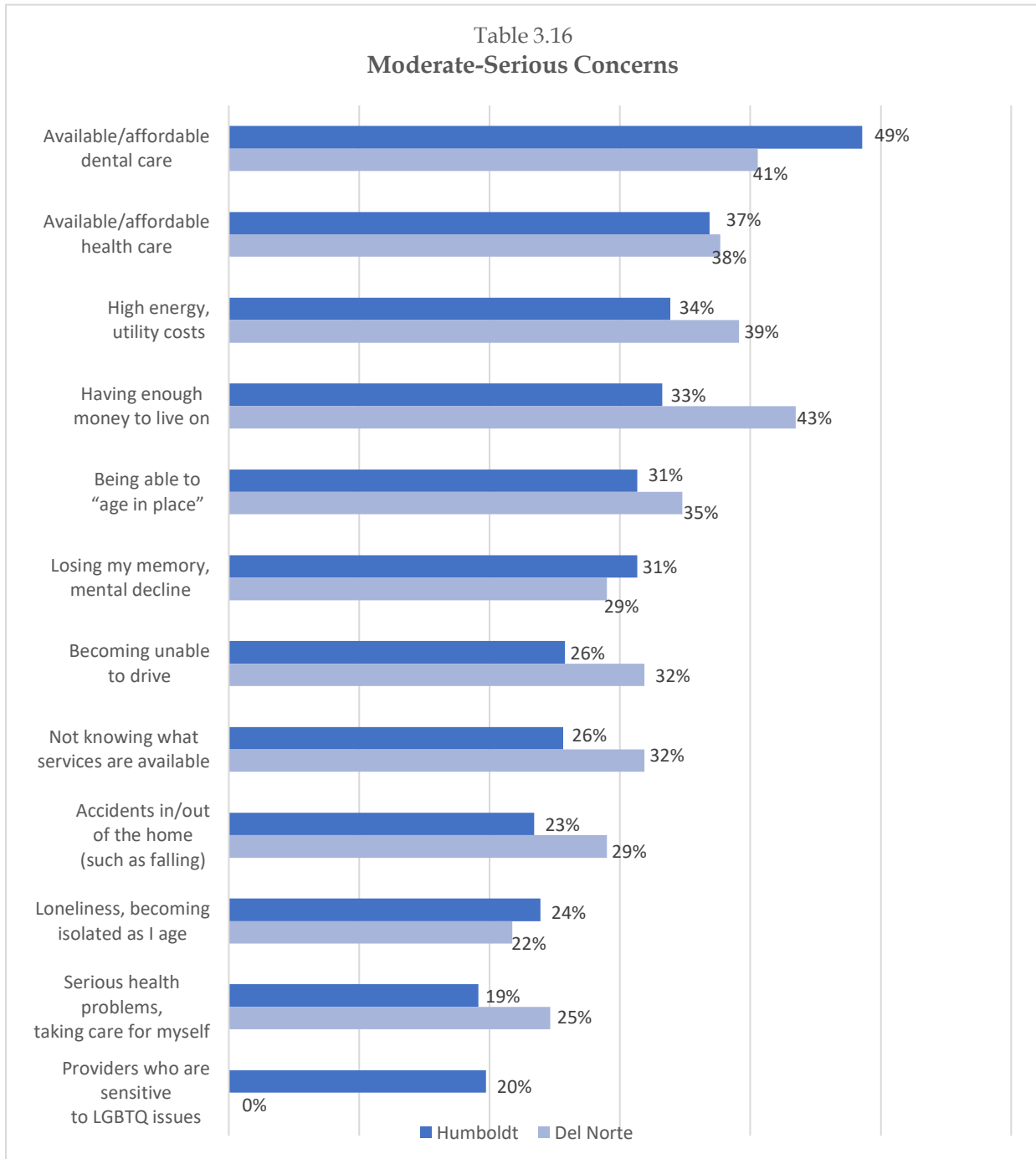
III. Current Needs: Humboldt

The top 8 needs identified by 20% or more of the respondents is provided in the table below. “Housekeeping, chores, yard maintenance” and “information/referral to services/resources” tied for the top need for Humboldt respondents. “Understanding Medicare, MediCal” was ranked third, “legal affairs/advanced care planning” ranked fourth and “preparing for natural disasters” ranked fifth for Humboldt respondents. Del Norte respondents had similar priorities to those of Humboldt respondents, with the exception that they ranked “ways to improve nutrition and health conditions” and “assessment of care needs” higher. They also ranked “finding friends, improving my support system” compared to Humboldt.



IV. Current Concerns: Humboldt

Respondents were asked to rank their current level of concern for 17 items. Humboldt’s #1 concern was “Available/affordable dental care” #2 was “Available/affordable health care and #3 was “High Energy, Utility Costs.” Both counties ranked “Available/Affordable Health Care” among their top four concerns.



V. Barriers to Finding Help

Respondents were asked, “When you have a particular need or concern, what makes it difficult to find help?” The top three difficulties in finding help for respondents from both counties were: “don’t know who to ask,” “don’t think I qualify for services” and “services not available where I live.”

