

### ACCESSIBILITY

THE PROPOSED PROJECT IS LIMITED TO ROOFING REPLACEMENT AND RELATED SCOPE OF WORK. THERE IS NO PROPOSED ADDITION, ALTERATION, OR STRUCTURAL REPAIR THAT WOULD REQUIRE ACCESSIBILITY UPGRADES.

PER 2022 CBC 11B.202.4 PATH OF TRAVEL REQUIREMENTS IN ALTERATIONS, ADDITIONS, AND STRUCTURAL REPAIRS, EXCEPTION 7, "PROJECTS CONSISTING ONLY OF HEATING, VENTILATION, AIR CONDITIONING, REROOFING, ELECTRICAL WORK NOT INVOLVING PLACEMENT OF SWITCHES AND RECEPTACLES, COSMETIC WORK THAT DOES NOT AFFECT ITEMS REGULATED BY THIS CODE, SUCH AS PAINTING, EQUIPMENT NOT CONSIDERED TO BE A PART OF THE ARCHITECTURE OF THE BUILDING OR AREA, SUCH AS COMPUTER TERMINALS AND OFFICE EQUIPMENT SHALL NOT BE REQUIRED TO COMPLY WITH SECTION 11B.202.4 UNLESS THEY AFFECT THE USABILITY OF THE BUILDING OR FACILITY."

THE PROCESS OF CONSTRUCTION ACTIVITIES SHALL NOT REDUCE OR DIMINISH ACCESSIBILITY TO THE EXISTING BUILDING. A CASp INSPECTOR IS NOT REQUIRED, HOWEVER ALL CONSTRUCTION PHASE TEMPORARY CONDITIONS MUST MAINTAIN ACCESSIBLE ROUTES TO THE BUILDING BY BUILDING USERS AND THE GENERAL PUBLIC. PROVIDE TEMPORARY MEASURES AS REQUIRED.

### PORTABLE FIRE EXTINGUISHERS

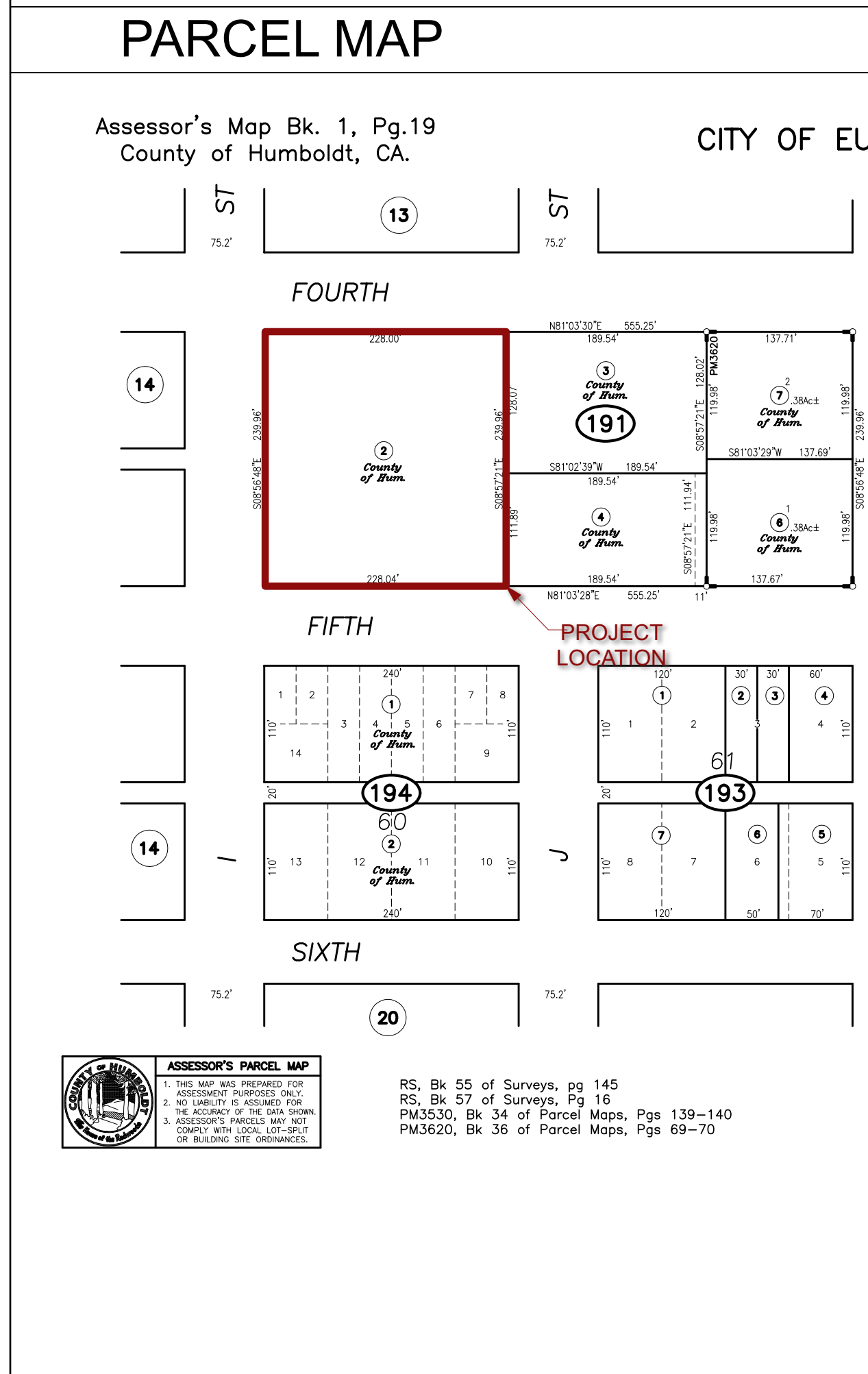
- OWNER SHALL PROVIDE ALL NECESSARY PERMANENT FIRE EXTINGUISHERS PER 2022 CA FIRE CODE, SECTION 906, WITH ALL FINAL LOCATIONS PER THE DETERMINATION OF THE AHJ. ANY TEMPORARY FIRE EXTINGUISHERS REQUIRED FOR THE PURPOSES OF CONSTRUCTION SITE SAFETY ARE THE RESPONSIBILITY OF THE CONTRACTOR.
- FIRE EXTINGUISHERS NOT TO BE OBSTRUCTED OR OBSCURED FROM VIEW, IN LARGE ROOMS AND IN LOCATIONS WHERE VISUAL OBSCURING CANNOT BE COMPLETELY AVOIDED, PROVIDE SIGNAGE TO INDICATE LOCATION.
- FIRE EXTINGUISHERS SHALL BE CONSPICUOUSLY LOCATED ALONG NORMAL PATHS OF TRAVEL WHERE THEY WILL BE READILY ACCESSIBLE AND IMMEDIATELY AVAILABLE IN THE EVENT OF A FIRE.
- IT IS RECOMMENDED, WHERE POSSIBLE, PORTABLE FIRE EXTINGUISHERS ARE LOCATED ADJACENT TO MANUAL FIRE ALARM PULL STATIONS.
- MAX. TRAVEL DISTANCE TO EXTINGUISHER = 75 FT MAX. MAX DISTANCE FROM COMMERCIAL KITCHEN EQUIPMENT = 30 FT.
- EXTINGUISHERS LOCATED IN CONDITIONS SUBJECT TO PHYSICAL DAMAGE SHALL BE ADEQUATELY PROTECTED (E.G. FROM IMPACT, VIBRATION, ENVIRONMENT, ETC.)
- BRACKET MOUNTING: WHERE INSTALLED ON A HANGER OR BRACKET, THEY SHALL BE THOSE SUPPLIED WITH THE EXTINGUISHER AND BE MOUNTED SECURELY PER MANUFACTURER INSTRUCTIONS.
- HEIGHT: PORTABLE EXTINGUISHERS WEIGHING <40 LBS MAY BE INSTALLED WITH TOP OF EXTINGUISHER AT 5' AFF. HOWEVER, SET IT AT 48" AFF MAX TO COMPLY WITH ACCESSIBLE REACH RANGES AS DEFINED BY CBC CH.11B. AND ALSO SET SO BOTTOM EDGE IS NOT HIGHER THAN 28" AFF. THIS KEEPS THE EXTINGUISHER WITHIN THE CANE DETECTION AREA AND THUS ELIMINATES THE 4" MAX. PROJECTION REQUIREMENT.

### SURVEY

THE ENCLOSED DESIGNS ARE PREPARED BASED ON AVAILABLE INFORMATION. OWNER MAY BE REQUIRED TO OBTAIN A LICENSED SURVEYOR TO VERIFY ALL PROPERTY BOUNDARIES, SETBACKS, EASEMENTS, ELEVATIONS, AND OTHER REQUIRED INFORMATION.

NOTIFY ARCHITECT OF ANY DISCREPANCIES PRIOR TO ANY CONSTRUCTION ACTIVITIES. COORDINATE WITH CITY OF EUREKA PUBLIC WORKS FOR ANY ENCROACHMENT.

VERIFY ALL UTILITIES PRIOR TO THE WORK.



### GENERAL NOTES

- THE CONSTRUCTION DOCUMENTS MAY INCLUDE BOTH DRAWINGS AND SPECIFICATIONS. THEY ARE COMPLEMENTARY DOCUMENTS. ANY INFORMATION SHOWN IN THE DRAWINGS AND/OR SPECIFICATIONS IS REQUIRED AS IF SHOWN IN BOTH.
- WORK NOT SPECIFICALLY COVERED IN THE CONSTRUCTION DOCUMENTS SHALL, JUST THE SAME, BE REQUIRED IF IT IS REASONABLY INFERRABLE AS BEING NECESSARY OR APPROPRIATE TO PRODUCE THE INTENDED RESULTS COMPLETELY.
- PROVIDE ACCESS TO THE COMPLETE CONSTRUCTION DOCUMENTS AND ANY ADDENDA TO ALL NECESSARY SUB-CONTRACTORS AND SUPPLIERS. SEPARATIONS OF SPECIFICATION SECTIONS AND DRAWING SHEETS ARE NOT TO BE CONSIDERED LIMITS OF WORK OF SEPARATE TRADES. THE CONSTRUCTION DOCUMENTS DO NOT DEFINE ANY SUCH LIMITS OF WORK BETWEEN TRADES; THIS RESPONSIBILITY IS SOLELY THAT OF THE CONTRACTOR.
- VERIFY SITE CONDITIONS, TAKE FIELD MEASUREMENTS, AND CAREFULLY STUDY AND COMPARE CONSTRUCTION DOCUMENTS FOR THE PURPOSE OF FACILITATING COORDINATION AND CONSTRUCTION PRIOR TO STARTING EACH PORTION OF THE WORK.
- DIMENSIONS SHOWN ON DRAWINGS TAKE PRECEDENCE OVER SCALE ON DRAWINGS. DO NOT MANUALLY SCALE DRAWINGS. IF A DIMENSION IS NOT INDICATED, REQUEST ARCHITECT TO PROVIDE.
- COMPLY WITH MANUFACTURER'S SUGGESTED INSTALLATION METHODS EXCEPT WHERE SPECIFICALLY NOTED OTHERWISE OR WHERE PROHIBITED BY CODE REQUIREMENTS.
- WORK AND MATERIAL IN THIS PROJECT MUST MEET THE REQUIREMENTS OF THE LATEST REGULATIONS OF AUTHORITIES HAVING JURISDICTION AND WITH RULES OF UTILITY COMPANIES FURNISHING SERVICES. THE DRAWINGS AND SPECIFICATIONS ARE NOT TO BE CONSTRUED AS PERMITTING WORK NOT IN CONFORMANCE WITH CODE REQUIREMENTS.
- THE DESIGN, ADEQUACY, AND SAFETY OF ERECTION BRACING, SHORING, TEMPORARY SUPPORTS, SCAFFOLDING, AND CONSTRUCTION METHODS, IS THE RESPONSIBILITY SOLELY OF THE CONTRACTOR.
- OCCUPATIONAL SAFETY AND HEALTH: CONSTRUCTION PROCESS IS GOVERNED, AT ALL TIMES, BY THE APPLICABLE PROVISIONS OF THE CALIFORNIA OCCUPATIONAL SAFETY AND HEALTH ACT (CURRENT RULES). CAL/OSHA. SITE SAFETY IS THE RESPONSIBILITY SOLELY OF THE CONTRACTOR.
- UPON DISCOVERY OR BEING MADE KNOWN OF A CONFLICT, ERROR, NONCONFORMITY, INCONSISTENCIES, OR DISCREPANCY IN THE CONSTRUCTION DOCUMENTS, PROVIDE IMMEDIATE NOTICE IN WRITING AS A REQUEST FOR INFORMATION (RFI) TO THE ARCHITECT. WITHHOLDING ANY SUCH KNOWN INFORMATION SHALL BE CONSIDERED BREACH OF CONTRACT.
- THE ABOVE NOTES ARE COMMON REMINDERS, MANY OF WHICH ARE DESCRIBED IN MORE DETAIL, ALONG WITH OTHER REQUIREMENTS OF NO LESS IMPORTANCE, IN THE GENERAL CONDITIONS OF THE CONTRACT FOR CONSTRUCTION.

### SURVEY

THE ENCLOSED DESIGNS ARE PREPARED BASED ON AVAILABLE INFORMATION. OWNER MAY BE REQUIRED TO OBTAIN A LICENSED SURVEYOR TO VERIFY ALL PROPERTY BOUNDARIES, SETBACKS, EASEMENTS, ELEVATIONS, AND OTHER REQUIRED INFORMATION.

NOTIFY ARCHITECT OF ANY DISCREPANCIES PRIOR TO ANY CONSTRUCTION ACTIVITIES. COORDINATE WITH CITY OF EUREKA PUBLIC WORKS FOR ANY ENCROACHMENT.

VERIFY ALL UTILITIES PRIOR TO THE WORK.

### APPLICABLE CODES

ALL WORK AND MATERIALS SHALL COMPLY WITH THE APPLICABLE CODES AND REGULATIONS AS CURRENTLY ADOPTED INCLUDING ALL ERATTA & SUPPLEMENTS, INCLUDING BUT NOT LIMITED TO THE FOLLOWING:

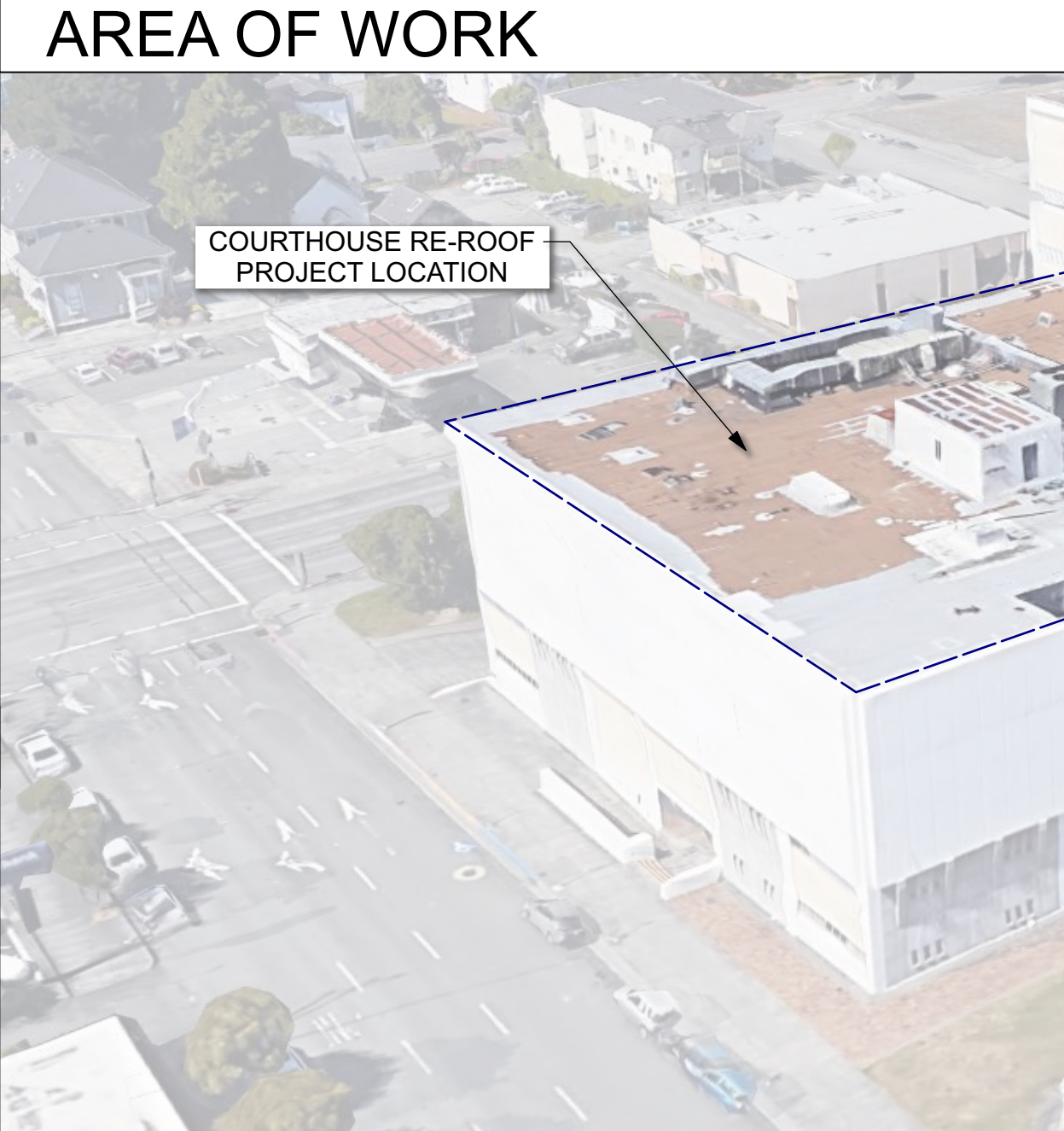
- 2022 CA ADMINISTRATIVE CODE, TITLE 24, PART 1
- 2022 CA BUILDING CODE, TITLE 24, PART 2
- 2022 CA ELECTRICAL CODE, TITLE 24, PART 3
- 2022 CA MECHANICAL CODE, TITLE 24, PART 4
- 2022 CA PLUMBING CODE, TITLE 24, PART 5
- 2022 CA ENERGY CODE, TITLE 24, PART 6
- 2022 CA FIRE CODE, TITLE 24, PART 9
- 2022 CA EXISTING BLDG CODE, TITLE 24, PART 10
- 2022 CA GREEN BLDG STNDS CODE, TITLE 24, PART 11

2019 NFPA 13 FIRE SPRINKLER SYSTEM (CA AMENDED)  
2016 NFPA 14 STANDPIPE & HOSE (CA AMENDED)  
2019 NFPA 24 FIRE SERVICE MAINS (CA AMENDED)  
2019 NFPA 72 FIRE ALARM CODE (CA AMENDED)

ALL APPLICABLE LOCAL, STATE, AND FEDERAL CODES & REGULATIONS, INCLUDING, BUT NOT LIMITED TO THE FOLLOWING SPECIFIC ITEMS:

-COMPLY WITH ALL CONDITIONS OF APPROVAL.

NESHAP ASBESTOS CLEARANCE MAY BE REQUIRED TO BE OBTAINED FOR WORK PER CFR 40, PART 61, SUBPART M. CONTACT NORTH COAST UNIFIED AIR QUALITY MANAGEMENT DISTRICT, 707.443.3093. ALSO SEE HAZARDOUS MATERIALS NOTES ON THIS SHEET.



### CONTRACTOR REQUIREMENTS

- CONTRACTOR STAFF WHO ARE TO WORK ON THE PROJECT SITE SHALL SUBMIT FACILITY CLEARANCE APPLICATION FORM TO THE COUNTY FOR REVIEW AND APPROVAL. ONLY PRE-APPROVED STAFF MAY ACCESS THE FACILITY AND MUST WEAR A CLIP-ON VISITOR PASS IN A VISIBLE LOCATION WHILE WITHIN THE FACILITY.
- REFER TO SPECIFICATIONS, INCLUDING SECTION 00 70 00 GENERAL CONDITIONS AND SECTION 00 31 00 SPECIAL CONDITIONS FOR REQUIREMENTS FOR USE OF PREMISES, CHECK-IN / CHECK-OUT, DAILY CLEANING & TOOL SECURITY, STAGING, AND TEMPORARY FACILITIES.
- CONTRACTOR ACCESS SHALL BE ONLY THROUGH PRE-APPROVED DOORWAYS. THE BUILDING ELEVATORS ARE NOT PERMITTED TO BE UTILIZED FOR THE PURPOSES OF CONSTRUCTION EXCEPT FOR MOVEMENT OF PERSONNEL. THE BASEMENT AREA MAY BE ACCESSED THROUGH THE VEHICLE DOOR.
- THE PROPOSED PROJECT IS NOT PHASED. THE WORK MAY BE SEQUENCED BY THE CONTRACTOR IN A MANNER SUITABLE TO THE SCOPE OF WORK.

### SPECIAL INSPECTIONS

OWNER SHALL PROVIDE SERVICES OF A QUALIFIED PROFESSIONAL TO COMPLETE SPECIAL INSPECTIONS AND REPORTS TO BE SUBMITTED TO THE AHJ FOR ACCEPTANCE. COORDINATE WITH ENGINEER OF RECORD AND THE ENCLOSED STRUCTURAL CALCULATIONS AND LETTER FOR REQUIREMENTS.

GENERAL CONTRACTOR SHALL COORDINATE WITH THE OWNER'S SPECIAL INSPECTOR.

### ZONING CODE

ASSESSOR PARCEL NUMBER: 001-191-002  
SITE ADDRESS: 825 5th STREET  
SITE CITY: EUREKA, CA  
SITE ZIP: 95501

LOT SIZE: 1.32 (ASSESSED)  
ZONING JURISDICTION: CITY OF EUREKA  
ZONING: PUBLIC FACILITY

EXISTING USE: NO CHANGE

IN COASTAL ZONE (Y/N): N  
ALQUIST-PRIOLO FAULT HAZARD ZONE: N  
AIRPORT COMPATIBILITY ZONE: N  
STATE FIRE RESPONSIBILITY AREA: N  
FLOOD ZONE: N

LANDSCAPING: EXISTING, NO CHANGE  
PARKING: EXISTING, NO CHANGE  
LOADING: EXISTING, NO CHANGE  
SIGNS: EXISTING, NO CHANGE

### CONTRACTOR REQUIREMENTS

CONSTRUCTION TYPE: II (EXISTING BUILDING)  
ORIGINAL CONSTRUCTION: 1958, BY MITCHELL VAN BOURG & ASSOCIATES ARCHITECT.

USE GROUPS: GROUP B. SECONDARY OCCUPANCIES INCLUDE GROUP A-3, I-3, AND H-2. DETAILED OCCUPANCY ANALYSIS NOT INCLUDED. NO PROPOSED CHANGE OF OCCUPANCY OR USE OF THE EXISTING BUILDING.

FIRE SPRINKLER SYSTEM: YES, EXISTING SYSTEM, NFPA 13. NO WORK.  
FIRE ALARM SYSTEM: YES, EXISTING SYSTEM, NFPA 72. NO WORK.

PORTABLE FIRE EXTINGUISHERS: OWNER RESPONSIBLE FOR MAINTAINING OR PROVIDING PER 2019 CA FIRE CODE, SECTION 906, WITH ALL FINAL LOCATIONS PER THE DETERMINATION OF THE AHJ. SEE ADDITIONAL FIRE EXTINGUISHER NOTES THIS SHEET. CONTRACTOR SHALL BE RESPONSIBLE TO VERIFY FIRE EXTINGUISHERS ARE MAINTAINED ON-SITE FOR THE PURPOSES OF COMPLIANCE WITH 2019 CBC EXISTING BUILDING CODE CHAPTER 15 CONSTRUCTION SAFEGUARDS.

ALLOWABLE AREA FACTORS: NOT USED  
FRONTAGE INCREASE: NOT USED  
OCCUPANT LOAD: NO CHANGE

SEE SHEET A1.3 FOR OVERALL BUILDING FLOOR PLANS, FLOOR AREAS, CROSS SECTION DIAGRAM, AND RELATED CODE REVIEW INFORMATION.

### CODE REVIEW

CONSTRUCTION TYPE: II (EXISTING BUILDING)  
ORIGINAL CONSTRUCTION: 1958, BY MITCHELL VAN BOURG & ASSOCIATES ARCHITECT.

USE GROUPS: GROUP B. SECONDARY OCCUPANCIES INCLUDE GROUP A-3, I-3, AND H-2. DETAILED OCCUPANCY ANALYSIS NOT INCLUDED. NO PROPOSED CHANGE OF OCCUPANCY OR USE OF THE EXISTING BUILDING.

FIRE SPRINKLER SYSTEM: YES, EXISTING SYSTEM, NFPA 13. NO WORK.  
FIRE ALARM SYSTEM: YES, EXISTING SYSTEM, NFPA 72. NO WORK.

PORTABLE FIRE EXTINGUISHERS: OWNER RESPONSIBLE FOR MAINTAINING OR PROVIDING PER 2019 CA FIRE CODE, SECTION 906, WITH ALL FINAL LOCATIONS PER THE DETERMINATION OF THE AHJ. SEE ADDITIONAL FIRE EXTINGUISHER NOTES THIS SHEET. CONTRACTOR SHALL BE RESPONSIBLE TO VERIFY FIRE EXTINGUISHERS ARE MAINTAINED ON-SITE FOR THE PURPOSES OF COMPLIANCE WITH 2019 CBC EXISTING BUILDING CODE CHAPTER 15 CONSTRUCTION SAFEGUARDS.

ALLOWABLE AREA FACTORS: NOT USED  
FRONTAGE INCREASE: NOT USED  
OCCUPANT LOAD: NO CHANGE

SEE SHEET A1.3 FOR OVERALL BUILDING FLOOR PLANS, FLOOR AREAS, CROSS SECTION DIAGRAM, AND RELATED CODE REVIEW INFORMATION.

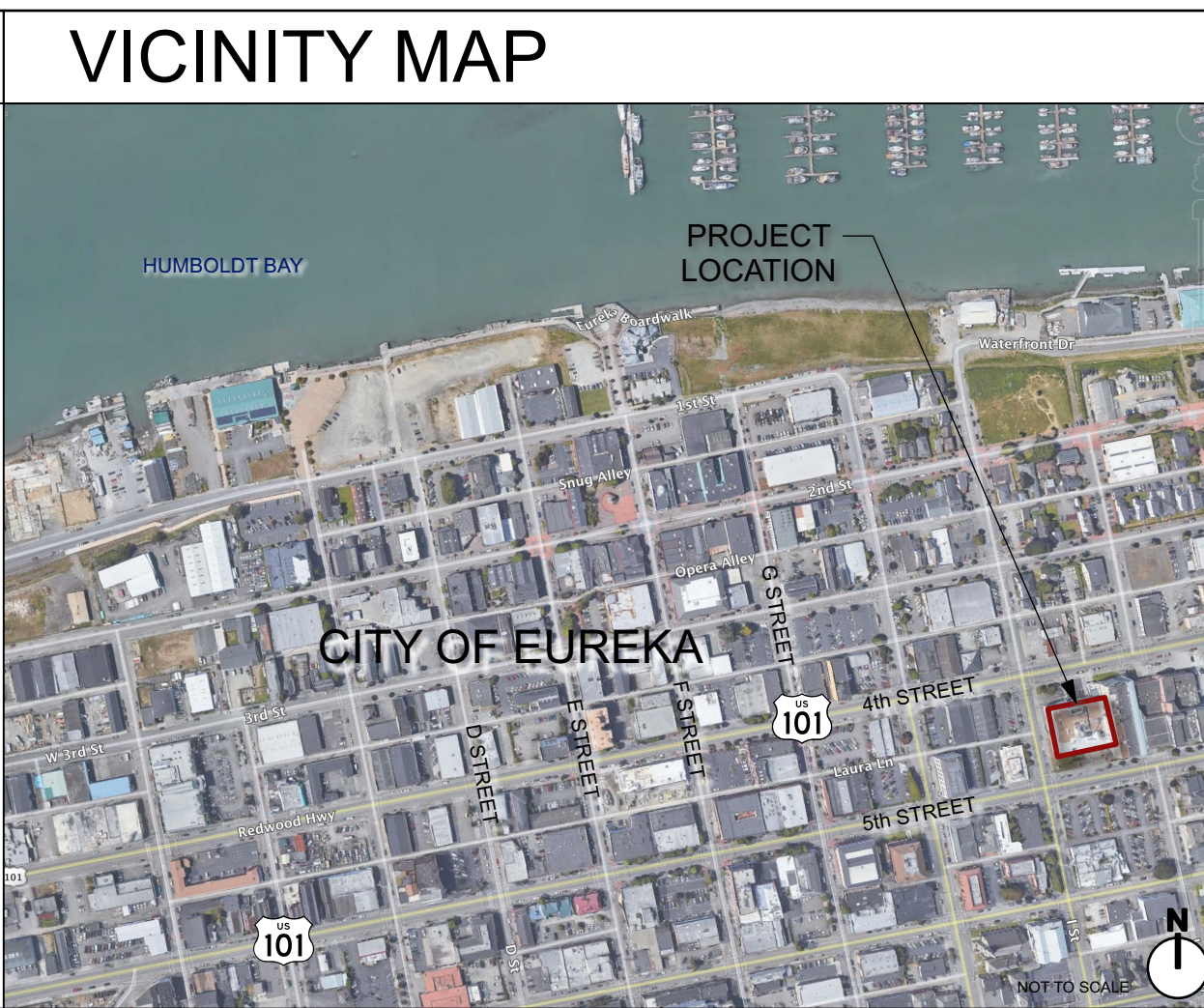
### HAZARDOUS MATERIALS

- CONTRACTOR SHALL OBTAIN A PERMIT FROM THE NORTH COAST UNIFIED AIR QUALITY MANAGEMENT DISTRICT (NQUAQM) FOR NOTIFICATIONS OF DEMOLITION AND ASBESTOS ABATEMENT IN ACCORDANCE WITH NESHAP REGULATIONS.
- REFER TO HAZARDOUS MATERIALS REPORT PREPARED BY BRUNELLE & CLARK CONSULTING, LLC FOR HAZARDOUS MATERIALS AND ABATEMENT REQUIREMENTS SPECIFIC TO THIS PROJECT. GENERAL CONTRACTOR AND ALL SUBCONTRACTORS SHALL ADHERE TO THE REQUIREMENTS IN THAT REPORT.
- COMPLY WITH ALL SPECIFICATIONS BY OTHERS, AS WELL AS ALL LAWS, REGULATIONS, AND STATUTES INCLUDING, BUT NOT LIMITED TO THE COUNTY OF HUMBOLDT, AND CAL-OSHA. THE ARCHITECT HAS NO RESPONSIBILITY FOR ANY SUCH COMPLIANCE REQUIREMENTS. ALL OTHER NOTES ON THESE DRAWINGS ASSUME THAT HAZARDOUS MATERIALS HAVE ALREADY BEEN ABATED OR RENDERED HARMLESS PRIOR TO THE WORK INDICATED.
- CONTRACTOR'S RESPONSIBILITY: IF DURING THE COURSE OF THE WORK, ADDITIONAL MATERIALS ARE DISCOVERED THAT ARE SUSPECTED OF CONTAINING HAZARDOUS SUBSTANCES, STOP WORK AND CONSULT THE COUNTY IMMEDIATELY.

### DEFERRED SUBMITTALS

NO DEFERRED SUBMITTALS.  
ONLY TYPICAL SUBMITTALS ARE REQUIRED PER THE PROJECT MANUAL.

IF ANY TEMPORARY MEASURES ARE REQUIRED THAT WOULD AFFECT FIRE SPRINKLER OR FIRE ALARM SYSTEMS MUST BE APPROVED IN ADVANCE WITH A PROJECT SPECIFIC SUBMITTAL FROM A QUALIFIED DESIGN-BUILDER PRIOR TO THE WORK.



### PROJECT CONTACTS

**OWNER:**  
COUNTY OF HUMBOLDT - PUBLIC WORKS  
SEAN P. MEEHAN, ARCHITECT  
DEPUTY DIRECTOR - FACILITIES MANAGEMENT  
SMEEHAN@CO.HUMBOLDT.CA.US  
OFFICE: 707-268-2662

**ARCHITECT OF RECORD:**  
GARRETT MCSORLEY  
MCSORLEY ARCHITECTURE  
PO BOX 2472  
MCKINLEYVILLE, CA 95519  
OFFICE: 707-633-9283

**ED WATERMAN, ARCHITECT**  
DEPUTY DIRECTOR - FACILITIES MANAGEMENT  
EWATERMAN@CO.HUMBOLDT.CA.US  
OFFICE: 707-382-4117

**ROOFING CONSULTANT:**  
CHRIS HEMPHILL RRC  
DIVISION 7 ROOFING SOLUTIONS  
NORTHERN CA OFFICE  
892 VISTA DRIVE  
MCKINLEYVILLE, CA 95519  
CHRIS@D7ROOFINGSOLUTIONS.COM  
510-507-9446

### PROJECT DESCRIPTION

ROOF RECOVER FOR APPROX. 19,000 SF OF THE EXISTING COUNTY OF HUMBOLDT COURTHOUSE WITHOUT IMPACTING THE ONGOING USE AND OPERATIONS OF THE FACILITIES. WORK SHALL BE IN ACCORDANCE WITH 2022 CBC SECTION 1512 REROOFING.

THE EXISTING BUILT-UP ROOFING WILL BE REMAIN IN-PLACE PER CBC 1512.2.1 CONDITION #1. A NEW 25-YEAR WARRANTY 80-MIL WHITE COLOR PVC MEMBRANE ROOFING SYSTEM WILL BE INSTALLED OVER NEW COVER BOARD PER MANUFACTURER INSTRUCTIONS. ISOLATED AREAS REQUIRE A FLUID APPLIED WATERPROOFING (AT STAIR & SUMP AREA).

THE PROJECT DOES NOT INCLUDE ANY CHANGE OF USE, EXPANSION OF USE, CHANGE OF EGRESS ROUTES, ADDITIONS OR OTHER ALTERATIONS. THERE ARE NO PROPOSED STRUCTURAL MODIFICATIONS OR IMPACTS TO ACCESSIBILITY, MECHANICAL, ELECTRICAL, AND PLUMBING MODIFICATIONS ARE LIMITED TO COORDINATION WITH THE INTENDED ROOFING REPLACEMENT.

### SUMMARY OF SCOPE:

- FURNISH ALL REQUIRED SUBMITTALS FOR APPROVAL.
- EXISTING ROOFING TO REMAIN IN-PLACE, BUT PORTIONS OF ROOFING AND ELEMENTS MAY NEED TO BE REMOVED. PROVIDE ALL DEMO AND CLEAN UP.
- REMOVE EXISTING WALKWAY COVERS, LOOSE ELEMENTS, UNUSED EQUIPMENT, PLATFORMS, AND OTHER ELEMENTS AS INDICATED.
- REPLACE OR RAISE EQUIPMENT CURBS WHERE INDICATED.
- INSTALL NEW BASE LAYER OF POLY ISO INSULATION BOARD.
- INSTALL TAPERED INSULATION CRICKETS IN LIMITED AREAS AS INDICATED. NOTE NOT ALL STANDING WATER WILL BE ELIMINATED BY THIS PROJECT.
- INSTALL HIGH-DENSITY COVER BOARD.
- FASTEN NEW ROOFING ASSEMBLY TO (E) CONCRETE DECK w/ MECHANICAL FASTENER / INDUCTION WELDED PLATE SYSTEM, SUCH AS "RHINO-BOND," OR "ISOWELD," OR EQUAL TO MEET WIND UPLIFT REQ'S.
- INSTALL NEW 80 MIL, CA ENERGY CODE COMPLIANT, WEFT INSERTED PVC ROOFING MEMBRANE. COLOR: WHITE
- APPLY NEW FLUID APPLIED WATERPROOFING WHERE INDICATED.
- INSTALL NEW EDGE METAL, FLASHINGS, AND COMPONENTS AS INDICATED AND REQUIRED FOR MANUFUR WARRANTY.
- INSTALL ALL OTHER ROOFING DRAINS AND ACCESSORIES.
- INSTALL NEW CROSS OVER BRIDGES, LADDER, AND MAINTENANCE WALKWAYS.
- INSTALL NEW MECHANICAL VENT HOODS, RE-INSTALL MECHANICAL ELEMENTS WHERE TEMPORARILY REMOVED.
- INFILL EXTERIOR WALL WHERE DOOR REMOVED AT LIBRARY.
- REPLACE EXTERIOR DOOR AT ROOF PENTHOUSE PUMP ROOM.
- PATCH, REPAIR, AND PAINT EXPOSED AREAS IMPACTED BY THE WORK.
- CLEAN AND FINISH.

### SHEET INDEX

A 1.1	TITLE SHEET
A 1.2	SITE PLAN
A 1.3	EXISTING FLOOR PLANS & SECTION DIAGRAMS
A 2.1	DEMOLITION PLAN
A 3.1	PROPOSED ROOF PLAN
A 3.2	ROOF INSULATION PLAN
A 4.1	CROSS SECTIONS
A 4.2	CROSS SECTIONS
A 5.1	DETAILS
A 5.2	DETAILS
T 1.1	ENERGY CODE



**GARRETT MCSORLEY**  
ARCHITECTURE

garrett.mcsorley@gmail.com  
PO Box 2472  
McKinleyville, CA 95519  
707.633.9283

PREPARED FOR:  
**COUNTY OF HUMBOLDT**  
PUBLIC WORKS  
FACILITIES MANAGEMENT  
1106 2ND STREET  
EUREKA, CA 95501  
707.445.7493

PROJECT NUMBER: 170245

COURTHOUSE RE-ROOF  
COUNTY OF HUMBOLDT  
825 5th STREET  
EUREKA, CALIFORNIA 95540  
APN: 001-191-002

TITLE SHEET


Drawing Status:  
**FOR PERMIT APPROVAL**

Issue Date:  
**06 SEPT 2023**

Revisions:

Sheet No:  
**A1.1**





**MCSORLEY ARCHITECTURE**  
garrett.mcsorley@gmail.com  
PO Box 2472  
McKinleyville, CA 95519  
707.633.9283

PREPARED FOR:  
**COUNTY OF HUMBOLDT**  
PUBLIC WORKS  
FACILITIES MANAGEMENT  
1106 2ND STREET  
EUREKA, CA 95501  
707.445.7493

PROJECT NUMBER: 170245

**COURTHOUSE RE-ROOF**  
**COUNTY OF HUMBOLDT**  
825 8th STREET  
EUREKA, CALIFORNIA 95540  
APN: 001-191-002

**SITE PLAN**

Drawing Status:  
**FOR PERMIT APPROVAL**

Issue Date:  
06 SEPT 2023

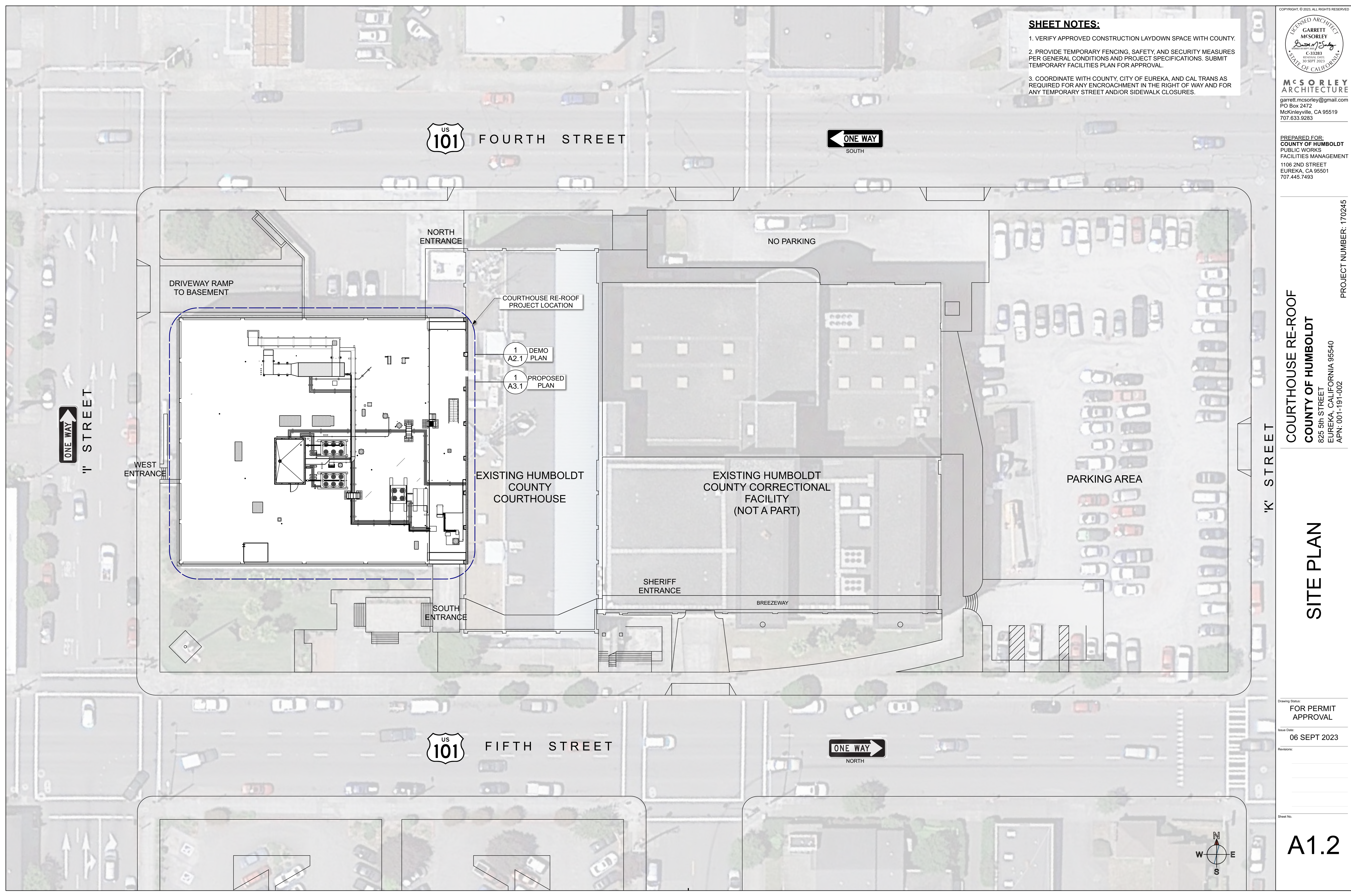
Revisions:

Sheet No.

**A1.2**

**SHEET NOTES:**

1. VERIFY APPROVED CONSTRUCTION LAYDOWN SPACE WITH COUNTY.
2. PROVIDE TEMPORARY FENCING, SAFETY, AND SECURITY MEASURES PER GENERAL CONDITIONS AND PROJECT SPECIFICATIONS. SUBMIT TEMPORARY FACILITIES PLAN FOR APPROVAL.
3. COORDINATE WITH COUNTY, CITY OF EUREKA, AND CAL TRANS AS REQUIRED FOR ANY ENCROACHMENT IN THE RIGHT OF WAY AND FOR ANY TEMPORARY STREET AND/OR SIDEWALK CLOSURES.



US 101 FOURTH STREET

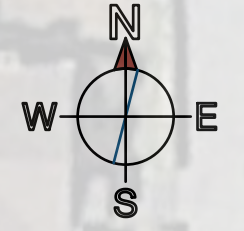
ONE WAY SOUTH

ONE WAY I STREET

K STREET

US 101 FIFTH STREET

ONE WAY NORTH







**GARRETT M. SORLEY ARCHITECTURE**  
garrett.mcsorley@gmail.com  
PO Box 2472  
McKinleyville, CA 95519  
707.633.9283

PREPARED FOR:  
**COUNTY OF HUMBOLDT**  
PUBLIC WORKS  
FACILITIES MANAGEMENT  
1106 2ND STREET  
EUREKA, CA 95501  
707.445.7493

**COURTHOUSE RE-ROOF**  
**COUNTY OF HUMBOLDT**  
825 8th STREET  
EUREKA, CALIFORNIA 95540  
APN: 001-191-002

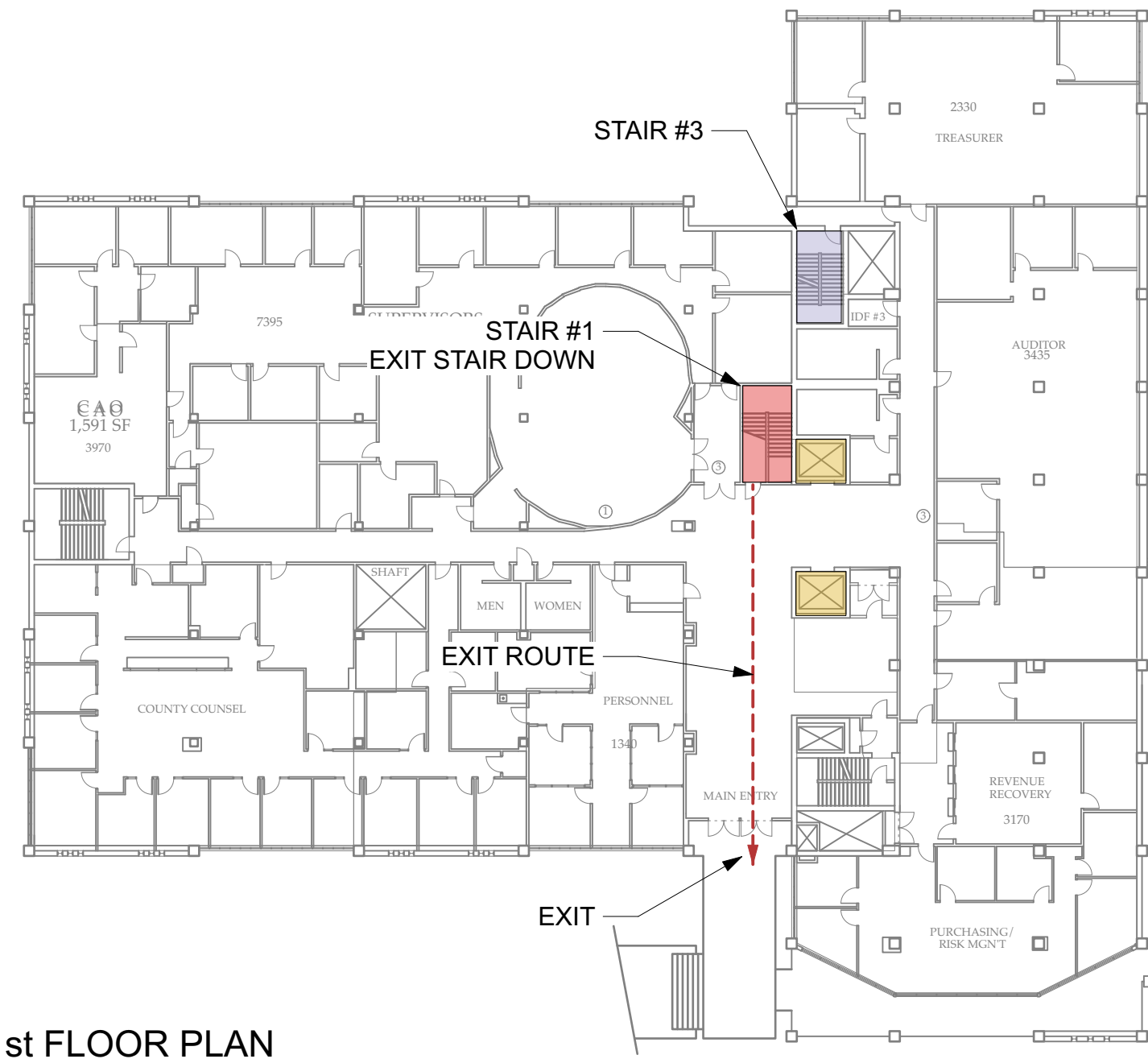
# EXISTING FLOOR PLANS & SECTION DIAGRAMS

Drawing Status:  
**FOR PERMIT APPROVAL**  
Issue Date:  
06 SEPT 2023  
Revisions:

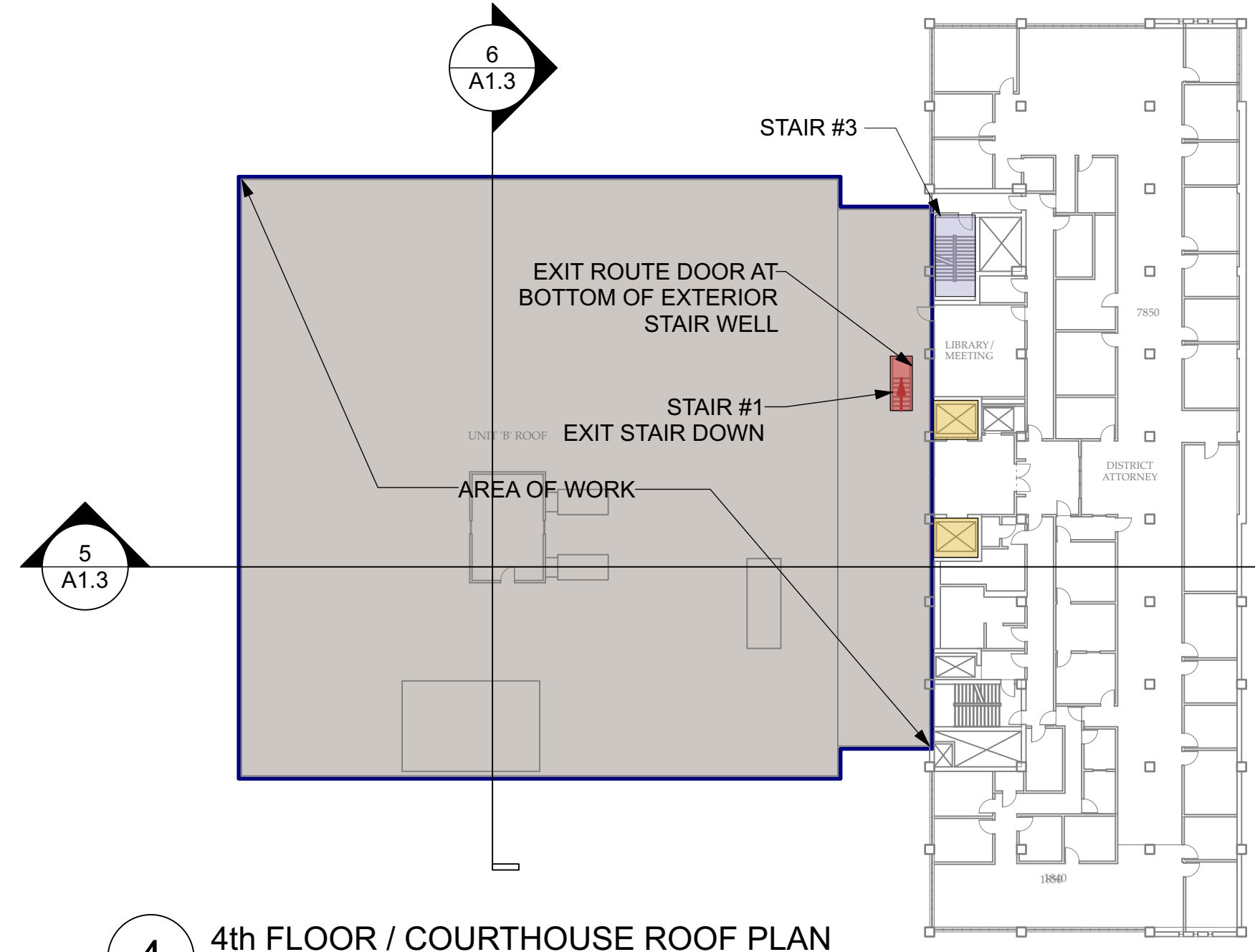
Sheet No.

# A1.3

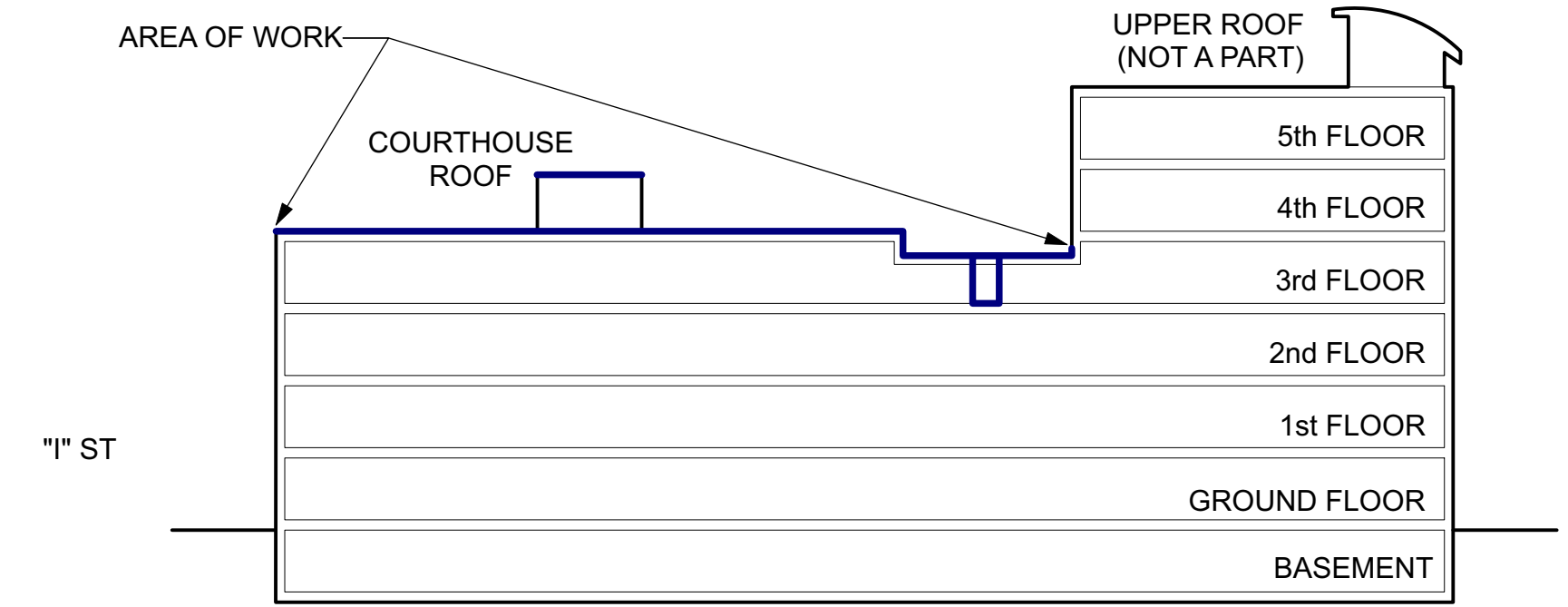
PROJECT NUMBER: 170245



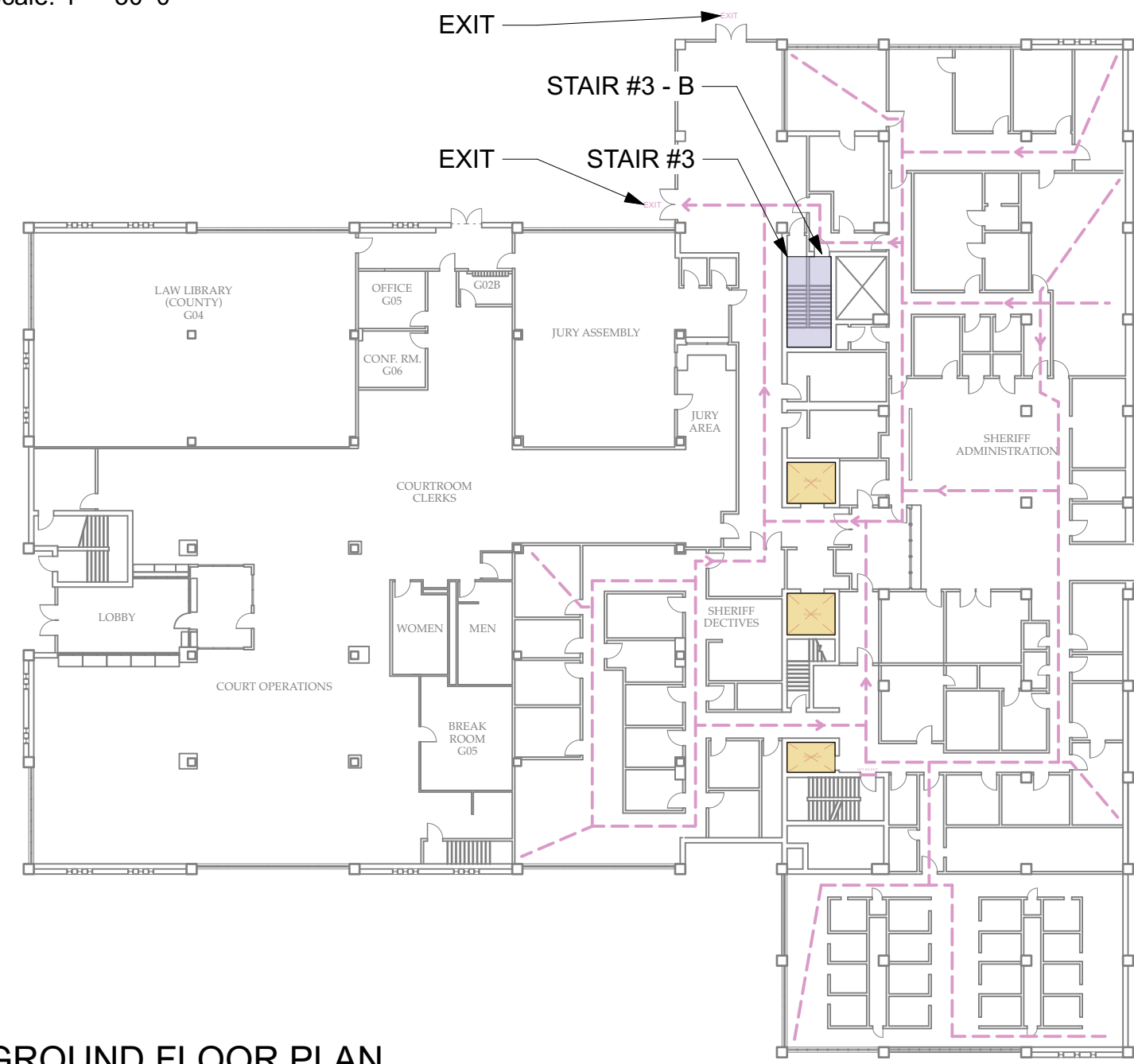
**1** 1st FLOOR PLAN  
Scale: 1" = 30'-0"



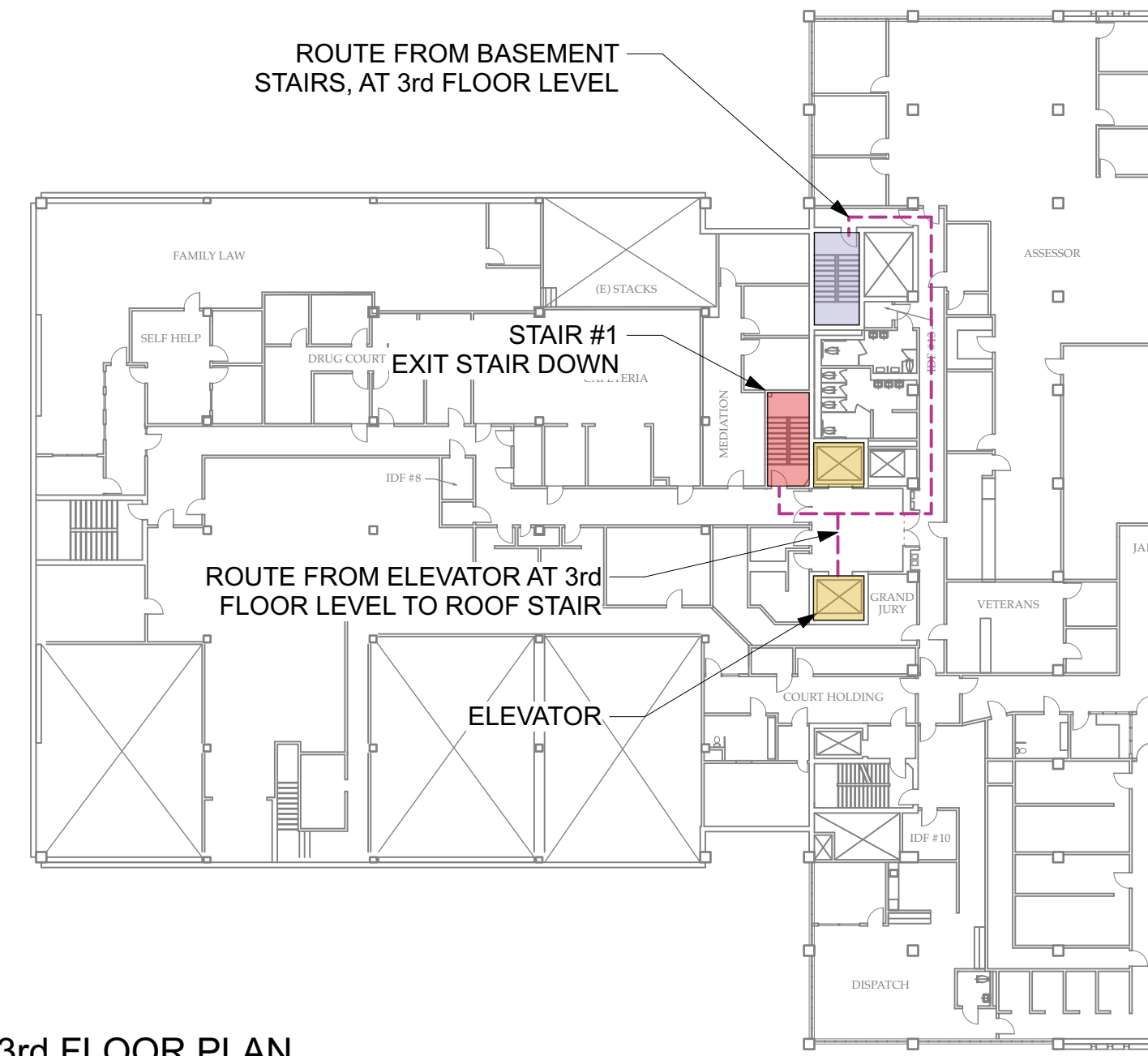
**4** 4th FLOOR / COURTHOUSE ROOF PLAN  
Scale: 1" = 30'-0"



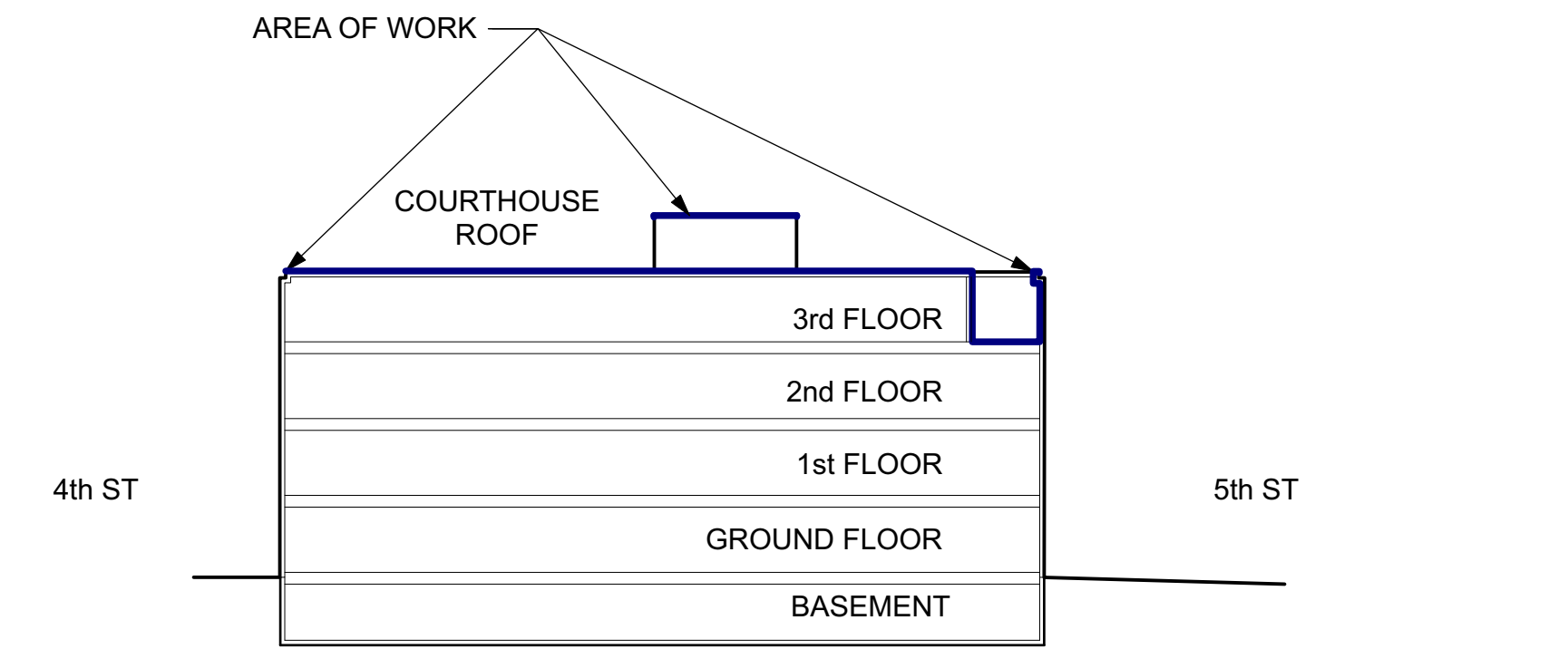
**5** FLOOR LEVEL CROSS SECTION DIAGRAM  
Scale: NTS



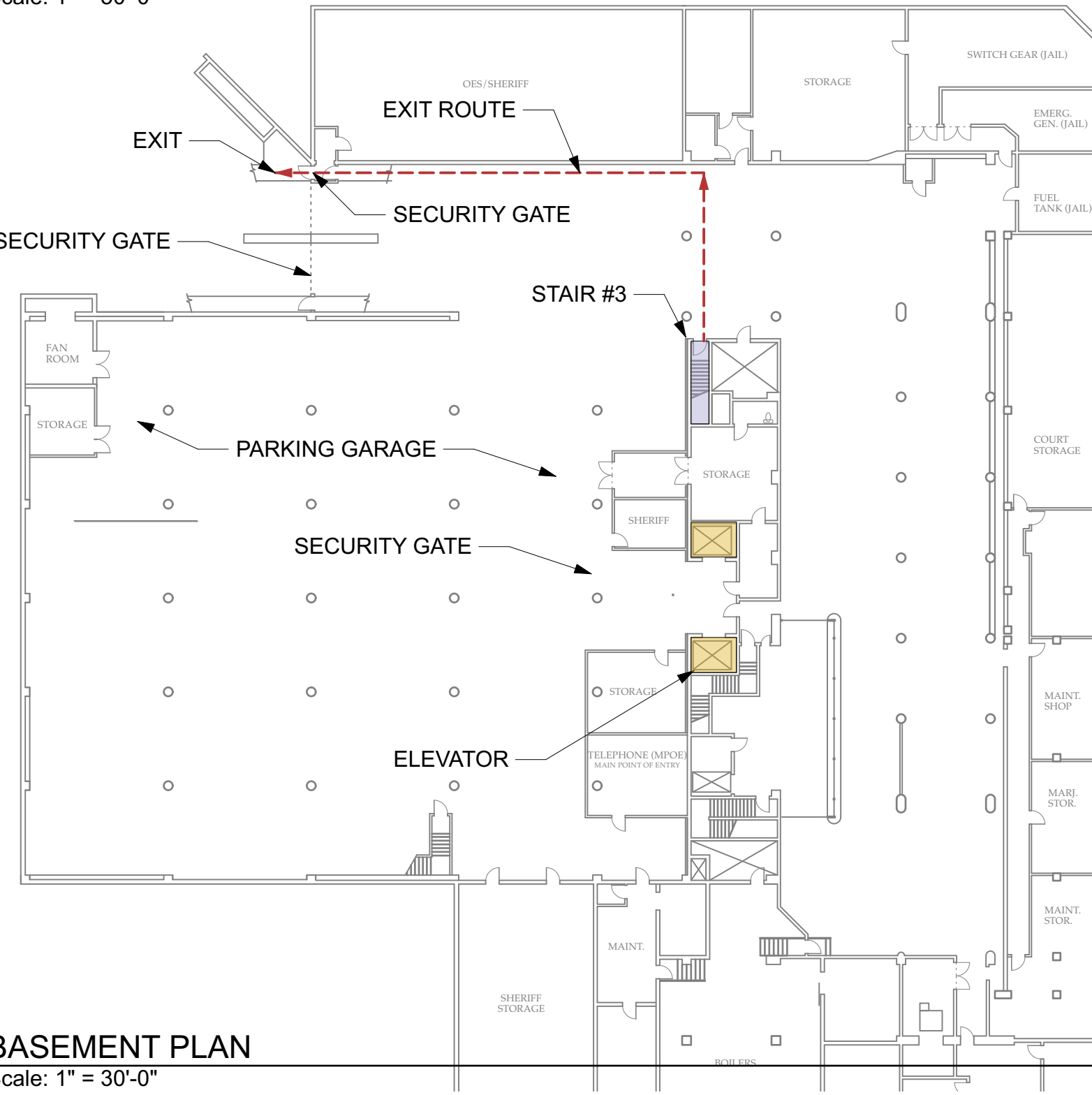
**G** GROUND FLOOR PLAN  
Scale: 1" = 30'-0"



**3** 3rd FLOOR PLAN  
Scale: 1" = 30'-0"



**6** FLOOR LEVEL CROSS SECTION DIAGRAM  
Scale: NTS



**B** BASEMENT PLAN  
Scale: 1" = 30'-0"



**2** 2nd FLOOR PLAN  
Scale: 1" = 30'-0"

**SHEET NOTES:**

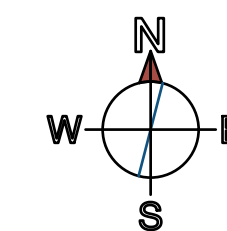
1. THE EXISTING FLOOR PLANS ARE SHOWN HERE FOR GENERAL REFERENCE ONLY.
2. ONLY THE STAIRS AND ELEVATORS SERVING THE RE-ROOF PROJECT ARE HIGHLIGHTED AND/OR NOTED. THIS PLAN IS NOT INTENDED TO INDICATE EGRESS ROUTES FOR THE ENTIRE BUILDING.
3. CONTRACTORS, VENDORS, SUPPLIERS, AND ANY OTHER PROJECT PERSONNEL ARE PERMITTED IN APPROVED AREAS ONLY. DO NOT PROCEED OUTSIDE THE APPROVED AREAS WITHOUT PRIOR APPROVAL AND ESCORT.
4. COMPLY WITH ALL SECURITY PROVISIONS FOR ACCESS TO WORK AREAS.

**BUILDING FLOOR AREAS & HEIGHT:**


APPROX. EXISTING BUILDING FLOOR AREAS FOR SIX STORY BUILDING, (NO CHANGE):

BASEMENT:	53,106 SF (OF WHICH 35,000 SF UNCONDITIONED)
GROUND FLR:	33,062 SF
1st FLR:	31,585 SF
2nd FLR:	32,862 SF
3rd FLR:	28,721 SF
4th FLR:	14,280 SF
5th FLR:	13,570 SF
TOTAL BLDG:	207,186 SF

APPROX. MAX. BLDG HEIGHT = 78'-6" (NO CHANGE).  
BUILDING IS 6 STORIES PLUS BASEMENT IN HEIGHT.

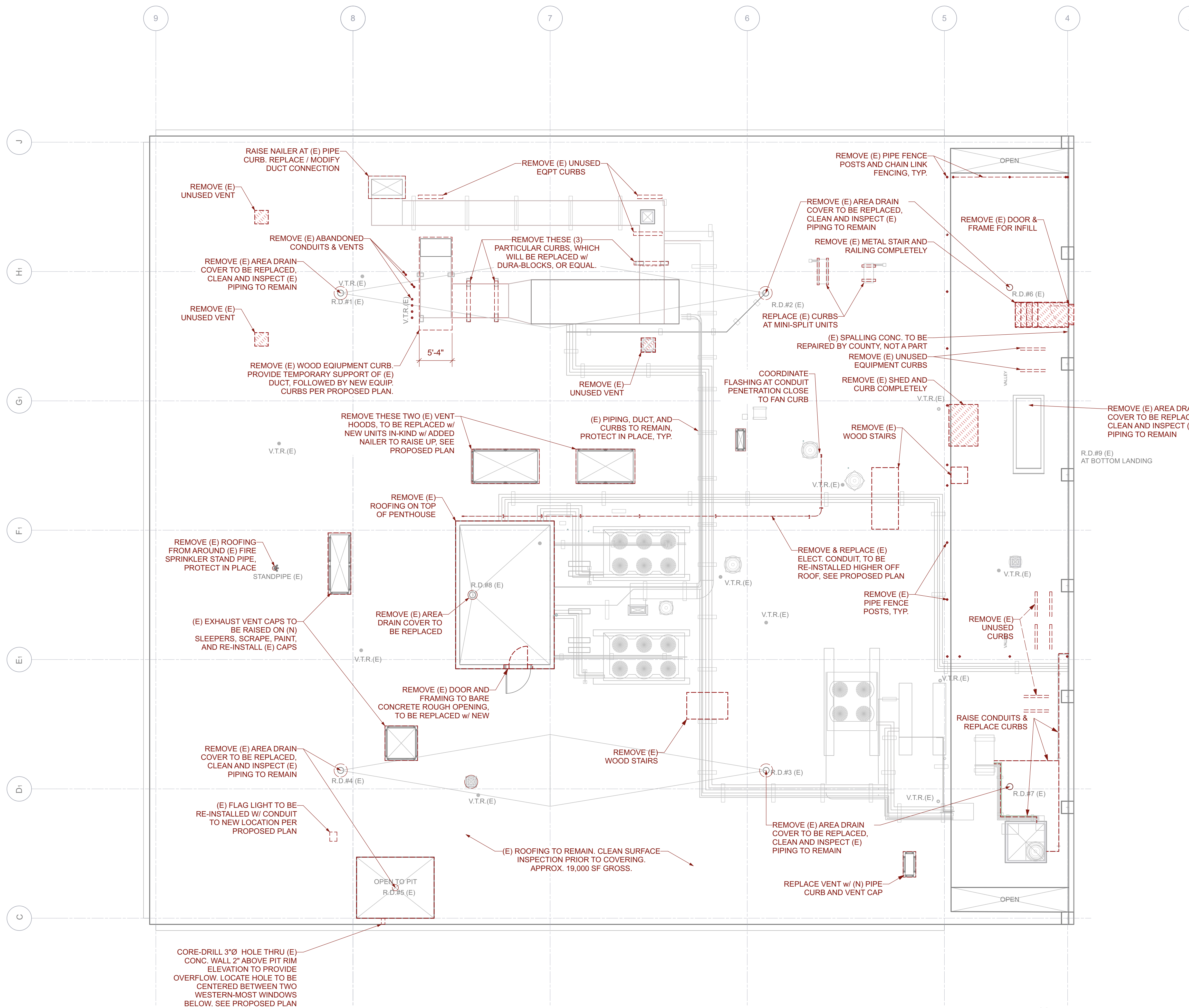




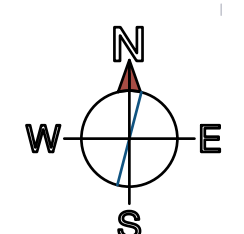


**MCSORLEY ARCHITECTURE**  
 garrett.mcsorley@gmail.com  
 PO Box 2472  
 McKinleyville, CA 95519  
 707.633.9283

PROJECT NUMBER: 170245

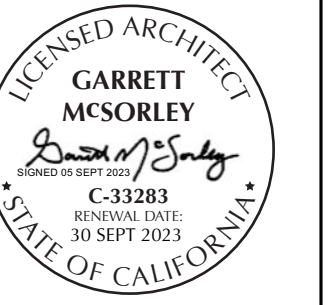


**1 EXISTING ROOF DEMOLITION PLAN**  
 Scale: 1/8" = 1'-0"



- DEMOLITION NOTES**
- SEE NOTES REGARDING HAZARDOUS MATERIALS ON SHEET A1.1.
  - CALL USA NORTH 811 UNDERGROUND SERVICE ALERT PRIOR TO ANY DIGGING, CUTTING, OR DRILLING, IF ANY.
  - VERIFY ALL EXISTING CONDITIONS IN FIELD PRIOR TO STARTING WORK. NOTIFY OWNER AND ARCHITECT IMMEDIATELY IF ANY DISCREPANCIES ARE DISCOVERED. EXERCISE DETAILED PRECAUTIONS IN THE PERFORMANCE OF THE WORK AND THE USE OF THESE DRAWINGS. ALL ISSUES OF SAFETY AND THE DESIGN OF ANY AND ALL TEMPORARY BRACING, SHORING, SCAFFOLDING, BARRICADES, SAFEGUARDS, OR OTHER ELEMENTS OR SEQUENCING THAT COMPOSES THE MEANS AND METHODS OF CONSTRUCTION IS SOLELY THE RESPONSIBILITY OF THE CONTRACTOR.
  - REMOVE WASTE MATERIALS FROM THE SITE AND LEGALLY DISPOSE OF OR RECYCLE UNLESS INDICATED TO BE SALVAGED AND DELIVERED TO A LOCATION APPROVED BY THE OWNER. SEE HAZARDOUS MATERIALS NOTES ABOVE. UNLESS OTHERWISE INDICATED, DEMOLITION WASTE BECOMES PROPERTY OF THE CONTRACTOR. FULLY CLEAN SITE TO STATE OF NO LESS QUALITY THAN IT WAS PRIOR TO START OF WORK.
  - PROTECT EXISTING PROPERTY TO REMAIN. INSTALL DUST CONTROL MEASURES AT ALL EXISTING DUCT WORK OR VENTILATION SYSTEMS NOT OTHERWISE BEING REMOVED.
  - THE CONTRACTOR SHALL APPROPRIATELY RECORD ALL EXISTING CONDITIONS PRIOR TO THE START OF WORK. CONTRACTOR SHALL HAVE USE OF THE WORK AREA DURING CONSTRUCTION ACTIVITIES.
  - INSPECT ALL UTILITIES AND VERIFY THAT THOSE TO BE MODIFIED OR REMOVED ARE PROPERLY SHUT-DOWN, LOCKED OUT, DISCONNECTED, OR CAPPED. NO ITEMS SHALL BE ABANDONED IN-PLACE UNLESS SPECIFICALLY APPROVED. WHERE ELECTRICAL DEVICES ARE TO BE REMOVED, PULL BACK WIRE TO THE SOURCE OR TO AN APPROVED JUNCTION BOX.
  - MAINTAIN PORTABLE FIRE EXTINGUISHERS ON SITE, READILY VISIBLE, AND AVAILABLE FOR USE THROUGHOUT CONSTRUCTION IN ACCORDANCE WITH CFC 3315.1 AND CFC 906.
  - DO NOT REMOVE ANY GRAVITY OR LATERAL LOAD BEARING ELEMENT, WHERE UNANTICIPATED ELEMENTS ARE ENCOUNTERED, DETERMINE THE EXTENT TO WHETHER SELECTIVE DEMOLITION ACTIVITIES MAY IMPACT THE STRUCTURAL INTEGRITY OF THE BUILDING. SUBMIT RFI FOR REVIEW BY OWNER & ARCHITECT OF EXISTING CONDITIONS WHERE THIS OCCURS. COMPLY WITH ALL PROVISIONS OF CBC SECTION 3303 DEMOLITION.
  - NOTIFY ARCHITECT IMMEDIATELY WHEN ENCOUNTERING CONDITIONS THAT DIFFER FROM APPROVED BUILDING PLANS.





GARRETT MORSORLEY ARCHITECTURE  
garrett.morsorley@gmail.com  
PO Box 2472  
McKinleyville, CA 95519  
707.633.9283

PREPARED FOR:  
COUNTY OF HUMBOLDT  
PUBLIC WORKS  
FACILITIES MANAGEMENT  
1106 2ND STREET  
EUREKA, CA 95501  
707.445.7493

COURTHOUSE RE-ROOF  
COUNTY OF HUMBOLDT  
825 8th STREET  
EUREKA, CALIFORNIA 95540  
APN: 001-191-002

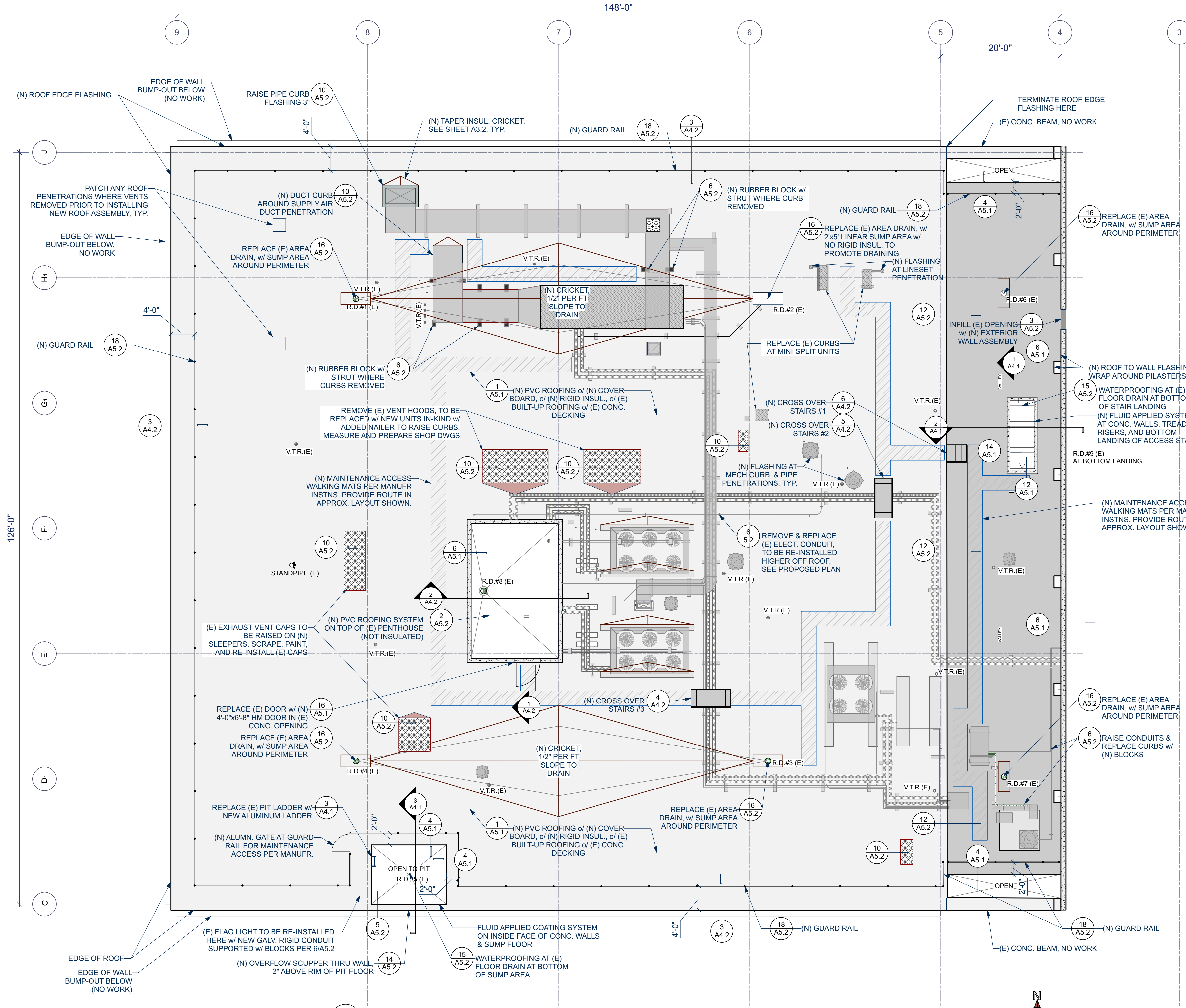
# PROPOSED ROOF PLAN

Drawing Status:  
**FOR PERMIT APPROVAL**  
Issue Date:  
**06 SEPT 2023**  
Revisions:

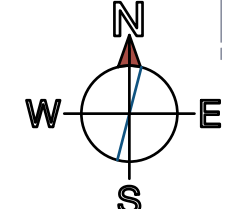
Sheet No.

# A3.1

PROJECT NUMBER: 170245



**1 PROPOSED ROOF PLAN**  
Scale: 1/8" = 1'-0"



- ROOF PLAN NOTES**
- SEE DEMOLITION PLAN AND RELATED NOTES ON SHEET A2.1.
  - WORK ONLY FROM APPROVED PRODUCT DATA SUBMITTALS, MANUFACTURER APPROVED DETAILS, AND INSTRUCTION MANUALS FOR ALL DETAIL CONDITIONS.
  - VERIFY ALL EXISTING CONDITIONS IN FIELD PRIOR TO STARTING WORK. NOTIFY OWNER AND ARCHITECT IMMEDIATELY IF ANY DISCREPANCIES ARE DISCOVERED. EXERCISE DETAILED PRECAUTIONS IN THE PERFORMANCE OF THE WORK AND THE USE OF THESE DRAWINGS. ALL ISSUES OF SAFETY AND THE DESIGN OF ANY AND ALL TEMPORARY BRACING, SHORING, SCAFFOLDING, BARRICADES, SAFEGUARDS, OR OTHER ELEMENTS OR SEQUENCING THAT COMPOSES THE MEANS AND METHODS OF CONSTRUCTION IS SOLELY THE RESPONSIBILITY OF THE CONTRACTOR.
  - REMOVE WASTE MATERIALS FROM THE SITE AND LEGALLY DISPOSE OF OR RECYCLE OF UNLESS INDICATED TO BE SALVAGED AND DELIVERED TO A LOCATION APPROVED BY THE OWNER. SEE HAZARDOUS MATERIALS NOTES ABOVE. UNLESS OTHERWISE INDICATED, DEMOLITION WASTE BECOMES PROPERTY OF THE CONTRACTOR. FULLY CLEAN SITE TO STATE OF NO LESS QUALITY THAN IT WAS PRIOR TO START OF WORK.
  - PROTECT EXISTING PROPERTY TO REMAIN. INSTALL DUST CONTROL MEASURES AT ALL EXISTING DUCT WORK OR VENTILATION SYSTEMS NOT OTHERWISE BEING REMOVED.
  - PREVENT EXCESSIVE NOISE, VIBRATION, OR OTHER DISTURBANCE TO BUILDING OCCUPANTS.
  - MAINTAIN PORTABLE FIRE EXTINGUISHERS ON SITE, READILY VISIBLE, AND AVAILABLE FOR USE THROUGHOUT CONSTRUCTION IN ACCORDANCE WITH CFC 3315.1 AND CFC 906.
  - PATCHING AND PAINTING IS LIMITED TO THE AREAS DIRECTLY IMPACTED BY THE WORK, UNLESS INDICATED OTHERWISE.
  - SEE SHEET A3.2 FOR LAYOUT OF ROOF BASE LAYER AND TAPERED INSULATION.
  - SEE SHEET A3.2 FOR MECHANICAL FASTENER PULL-OUT TESTS AT EXISTING CONCRETE DECK.
  - REVIEW PROJECT MANUAL FOR COMPLETE PROJECT REQUIREMENTS.





**MCSORLEY ARCHITECTURE**  
 garrett.mcorley@gmail.com  
 PO Box 2472  
 McKinleyville, CA 95519  
 707.633.9283

PREPARED FOR:  
**COUNTY OF HUMBOLDT**  
 PUBLIC WORKS  
 FACILITIES MANAGEMENT  
 1106 2ND STREET  
 EUREKA, CA 95501  
 707.445.7493

PROJECT NUMBER: 170245

COURTHOUSE RE-ROOF  
 COUNTY OF HUMBOLDT  
 825 8th STREET  
 EUREKA, CALIFORNIA 95540  
 APN: 001-191-002

# ROOF INSULATION PLAN

Drawing Status:  
**FOR PERMIT APPROVAL**  
 Issue Date:  
 06 SEPT 2023  
 Revisions:

Sheet No.

## A3.2

### PULL TEST REPORT

JOB NAME	Humboldt County Courthouse - Courthouse Roof	REPORT NUMBER	PT-09764
JOB LOCATION	Eureka, CA	TEST DATE / TIME	4/27/2021 3:00:00 PM
ROOF AREA (SQFT)	19,000	AMBIENT TEMPERATURE	65°F
BUILDING HEIGHT (FT)	30	TESTER MANUFACTURER	DMD Force-2000
PROJECT TYPE	Tear-off	MAX CAP OF TESTER (LBS)	2,000
THICKNESS OF EXISTING ROOF ASSEMBLY	1/2"	TEST PYROMETER R#	Jon Surratt
ROOF COVER TYPE	RhinoBond	TEST CUT AREA REPAIRED BY	Chris Hemphill
NEW SYSTEM MANUFACTURER	Carlisle	TEST WITNESSED BY	Chris Hemphill
FASTENER(S) TESTED	Heavy Duty #14, CD-10		

INSULATION MANUFACTURER	INSULATION TYPE	THICKNESS
Carlisle	ISO	1"
Carlisle	ISO	1/2"

DECK TYPE	THICKNESS
Structural Concrete	5"+

Disclaimer: Manufacturer's installation requirements shall be followed when using any of the tested fasteners or adhesives. Neither the technician performing the pullout tests, nor his/her company is responsible for the waterproofing integrity of the repairs. This test report does not certify the structural integrity of the roof deck.


1 | Humboldt County Courthouse - Courthouse Roof PT-09764

### TEST RESULTS

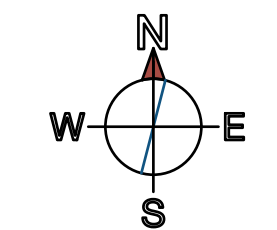
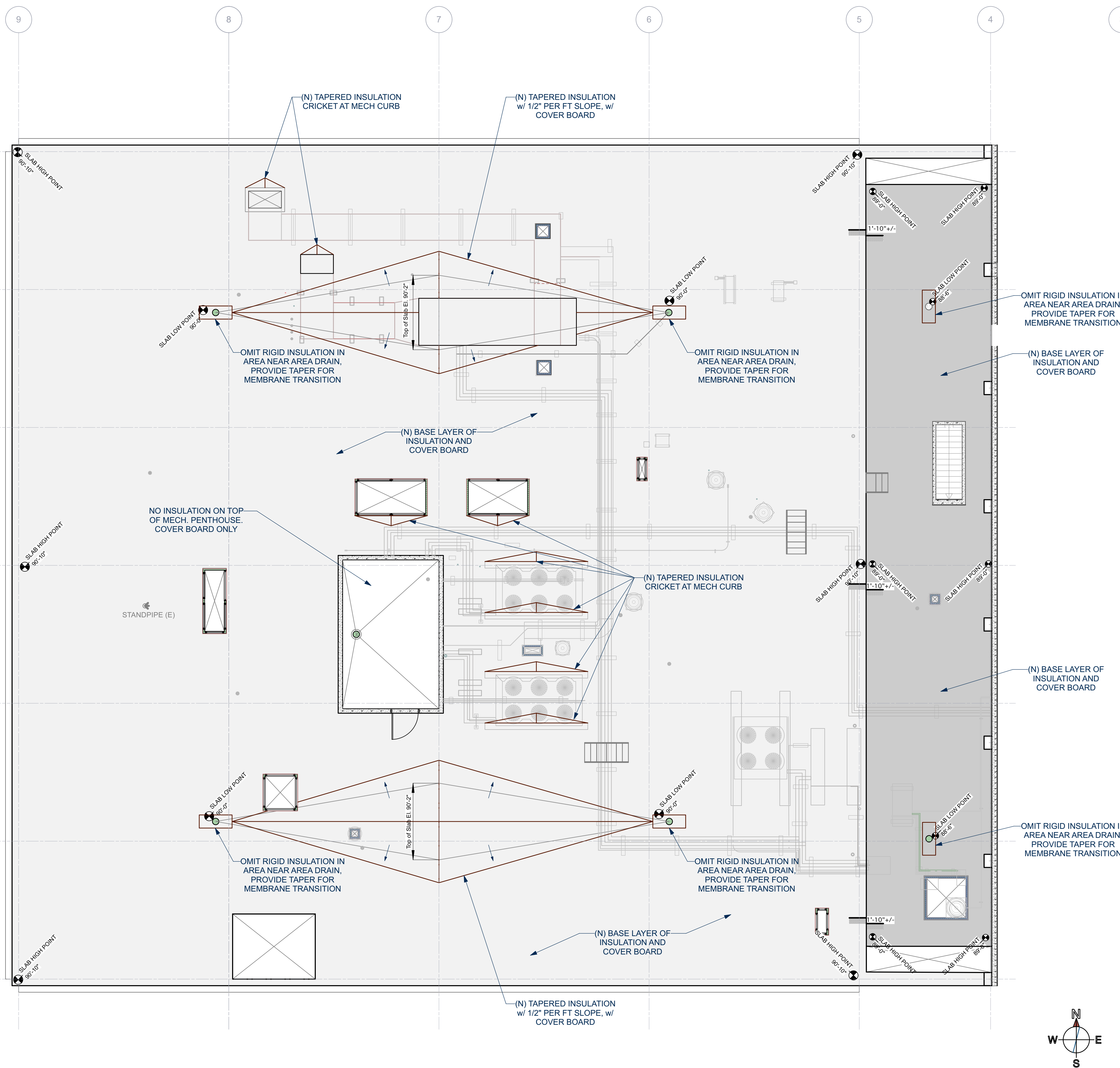
TEST LOCATION NUMBER	PULL VALUE (LBS)	FASTENER TESTED	PENETRATION (IN)	RIF DIAMETER (IN)	COMMENTS
1	1602+	OMG Heavy Duty #14	1"	3/16"	Test stopped prior to failure
2	1589+	OMG Heavy Duty #14	1"	3/16"	Test stopped prior to failure
3	1307	OMG Heavy Duty #14	1"	3/16"	
4	692	OMG Heavy Duty #14	1"	3/16"	Backed out the fastener and reinstalled prior to testing
5	1553+	OMG Heavy Duty #14	1"	3/16"	Test stopped prior to failure
6	1501	OMG Heavy Duty #14	1"	3/16"	
7	1438	OMG Heavy Duty #14	1"	3/16"	
8	892	OMG Heavy Duty #14	1"	3/16"	
9	1071	OMG Heavy Duty #14	1"	3/16"	
10	997	OMG CD-10	1"	7/32"	
11	921	OMG CD-10	1"	7/32"	
12	1697+	OMG Heavy Duty #14	1"	3/16"	Test stopped prior to failure

2 | Humboldt County Courthouse - Courthouse Roof PT-09764

### ROOF IMAGE/DIAGRAM



3 | Humboldt County Courthouse - Courthouse Roof PT-09764

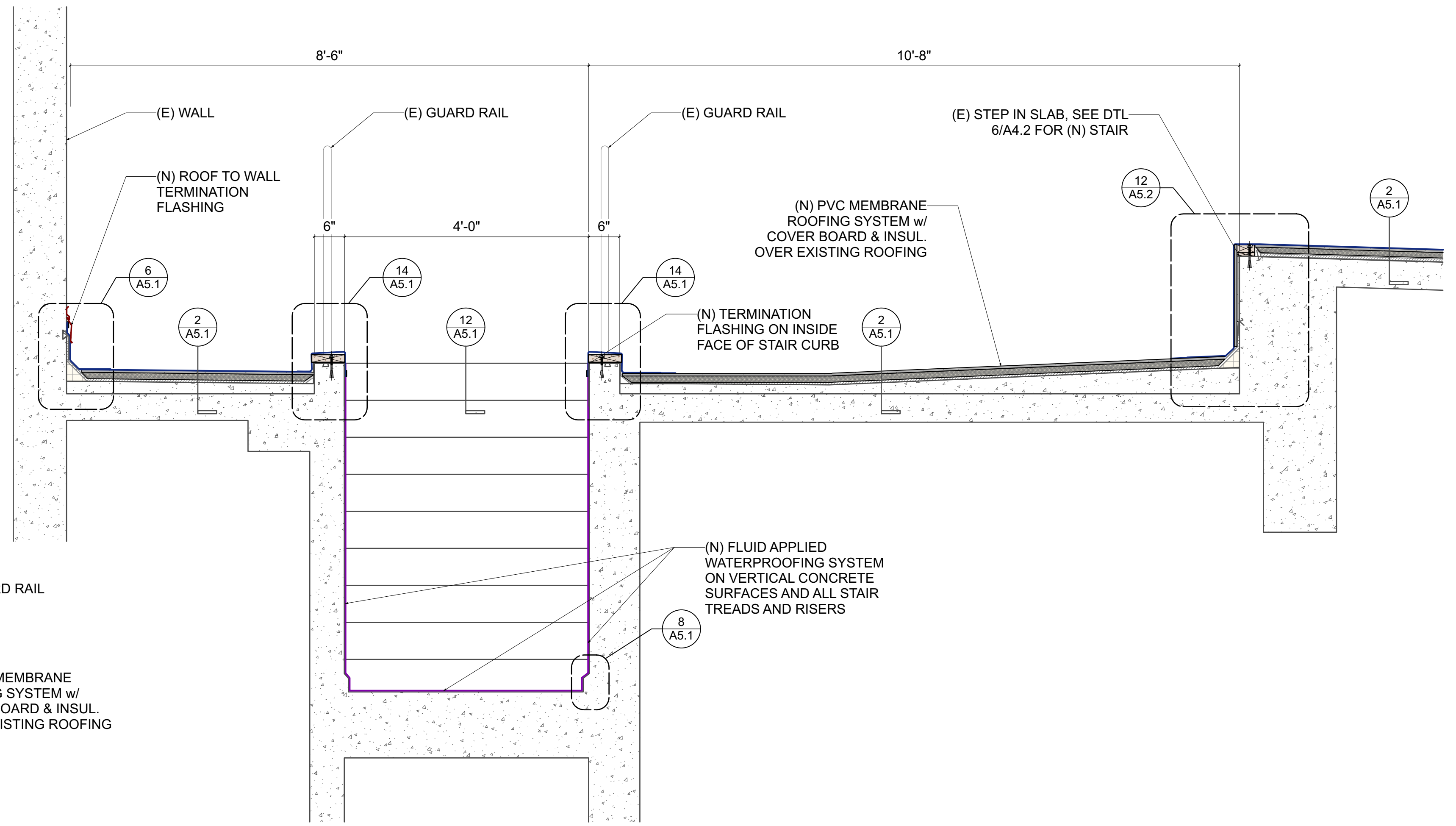


**1** ROOF INSULATION PLAN  
 Scale: 1/8" = 1'-0"

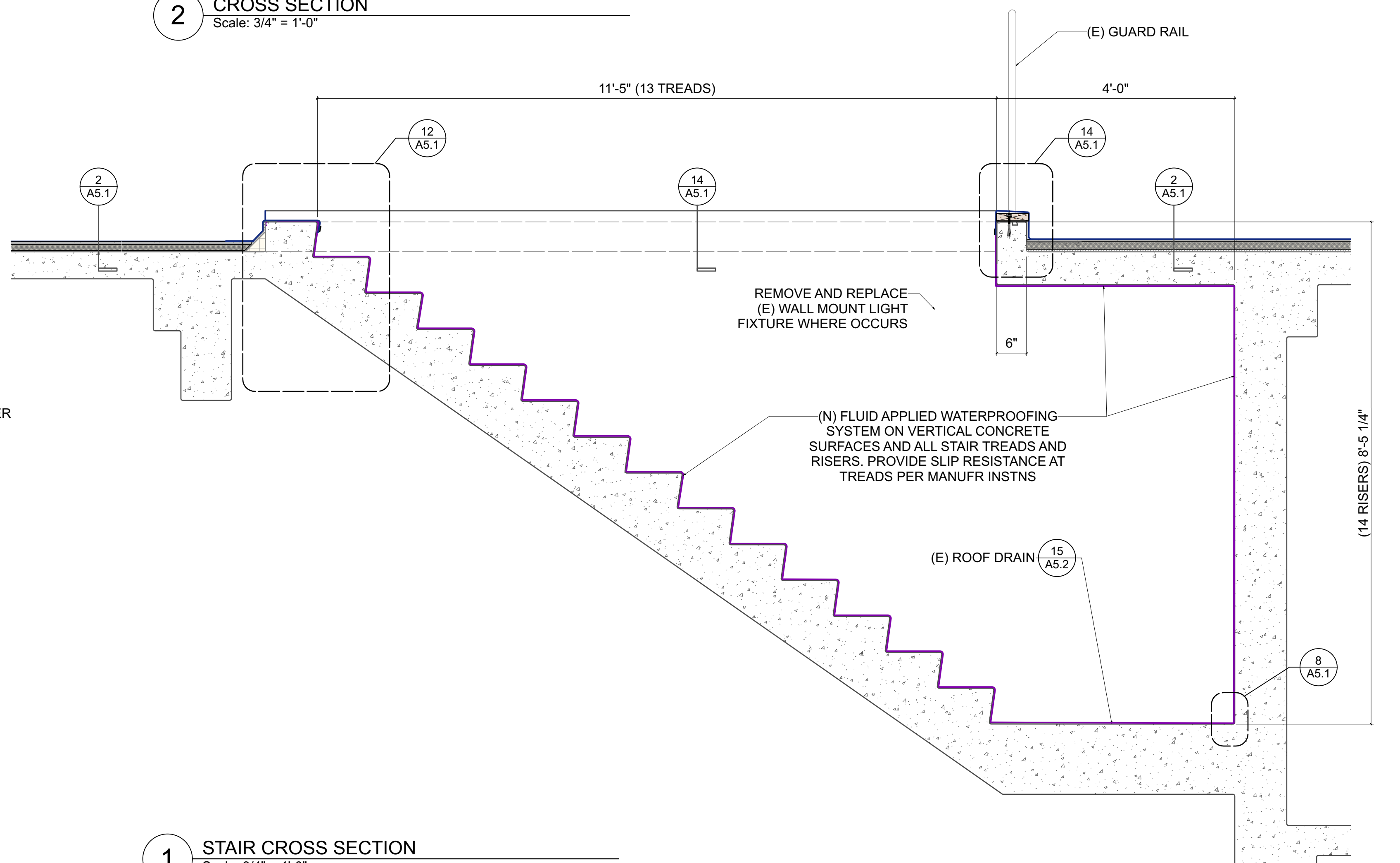
### SHEET NOTES:

1. PULL TEST REPORT DATA MAY BE UTILIZED BY CONTRACTOR FOR DETERMINING REQUIRED FASTENER SPACING. SUBMIT FASTENING SCHEDULE AND LAYOUT SHOP DRAWING FOR APPROVAL.

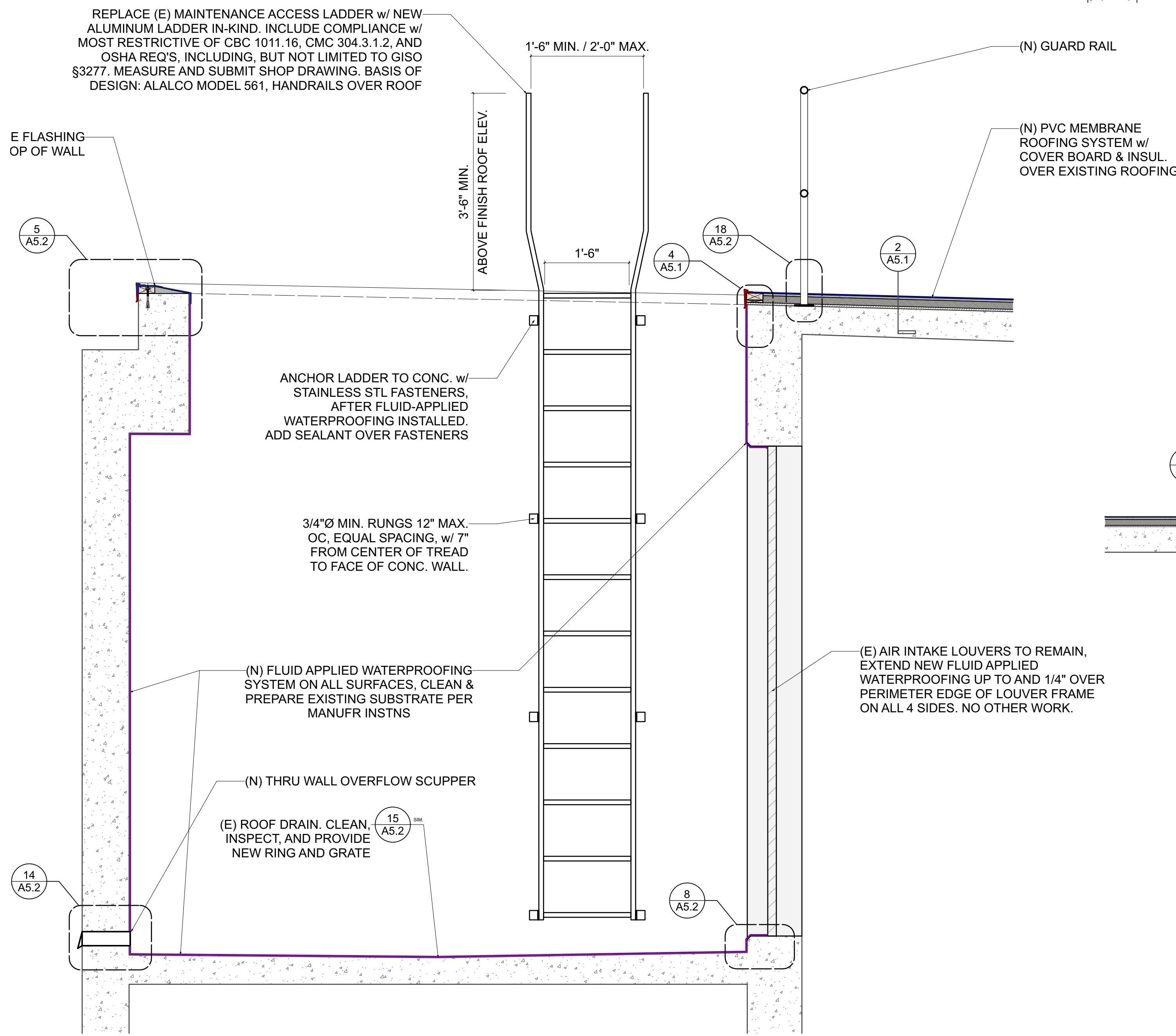





2 CROSS SECTION  
Scale: 3/4" = 1'-0"



1 STAIR CROSS SECTION  
Scale: 3/4" = 1'-0"

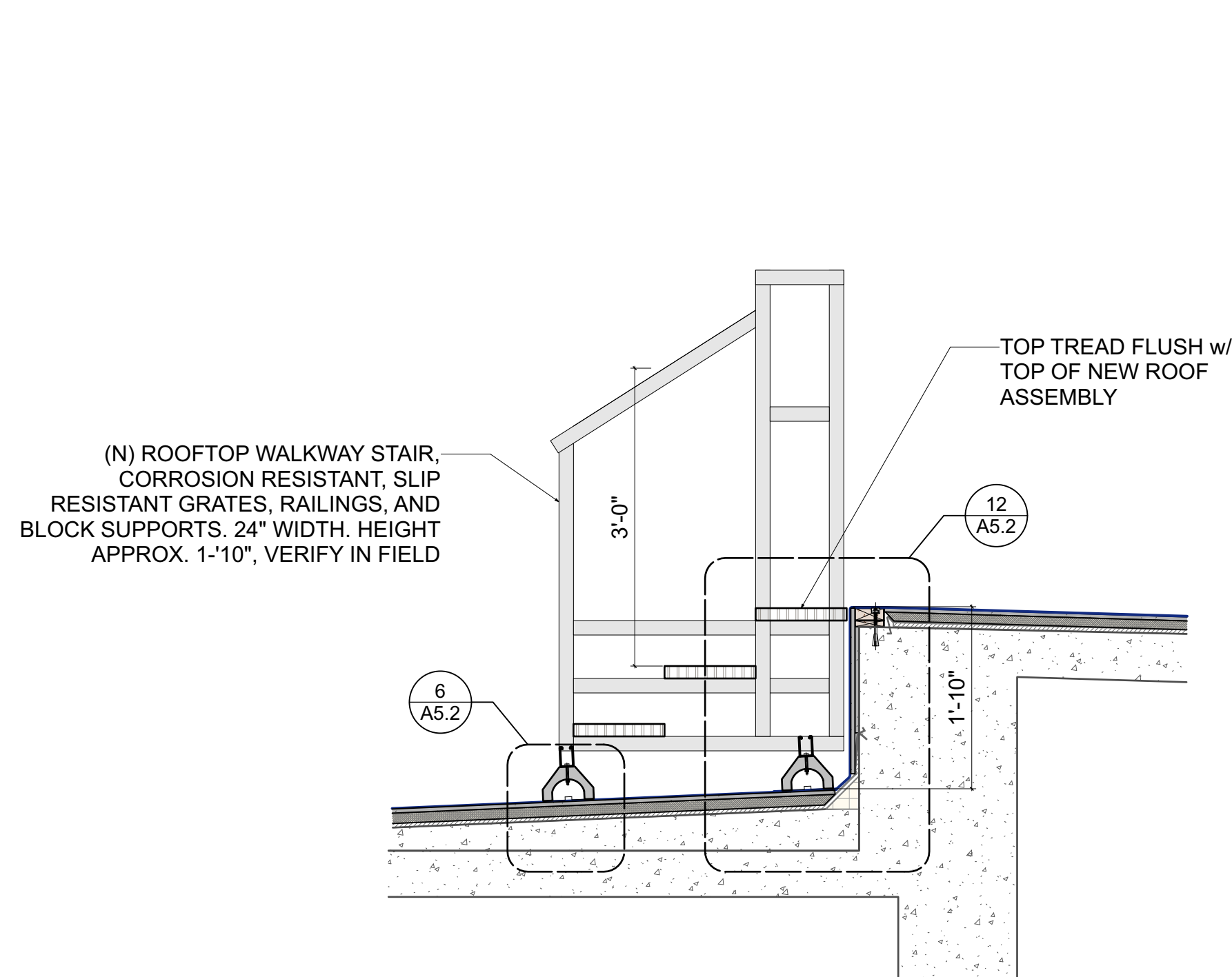


3 CROSS SECTION AT SUMP AREA  
Scale: 3/4" = 1'-0"

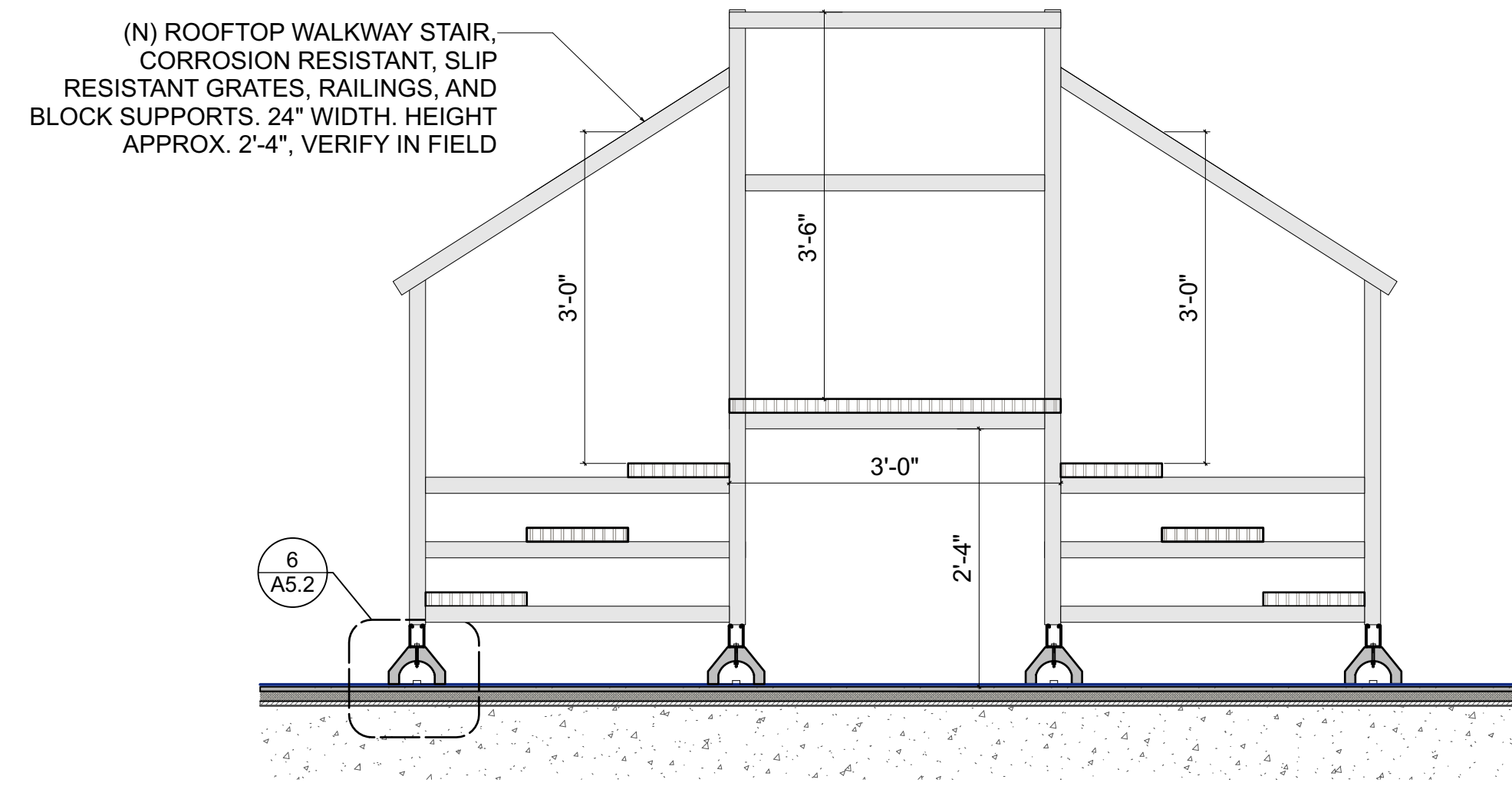


**MCSORLEY  
 ARCHITECTURE**  
 garrett.mcsorley@gmail.com  
 PO Box 2472  
 McKinleyville, CA 95519  
 707.633.9283

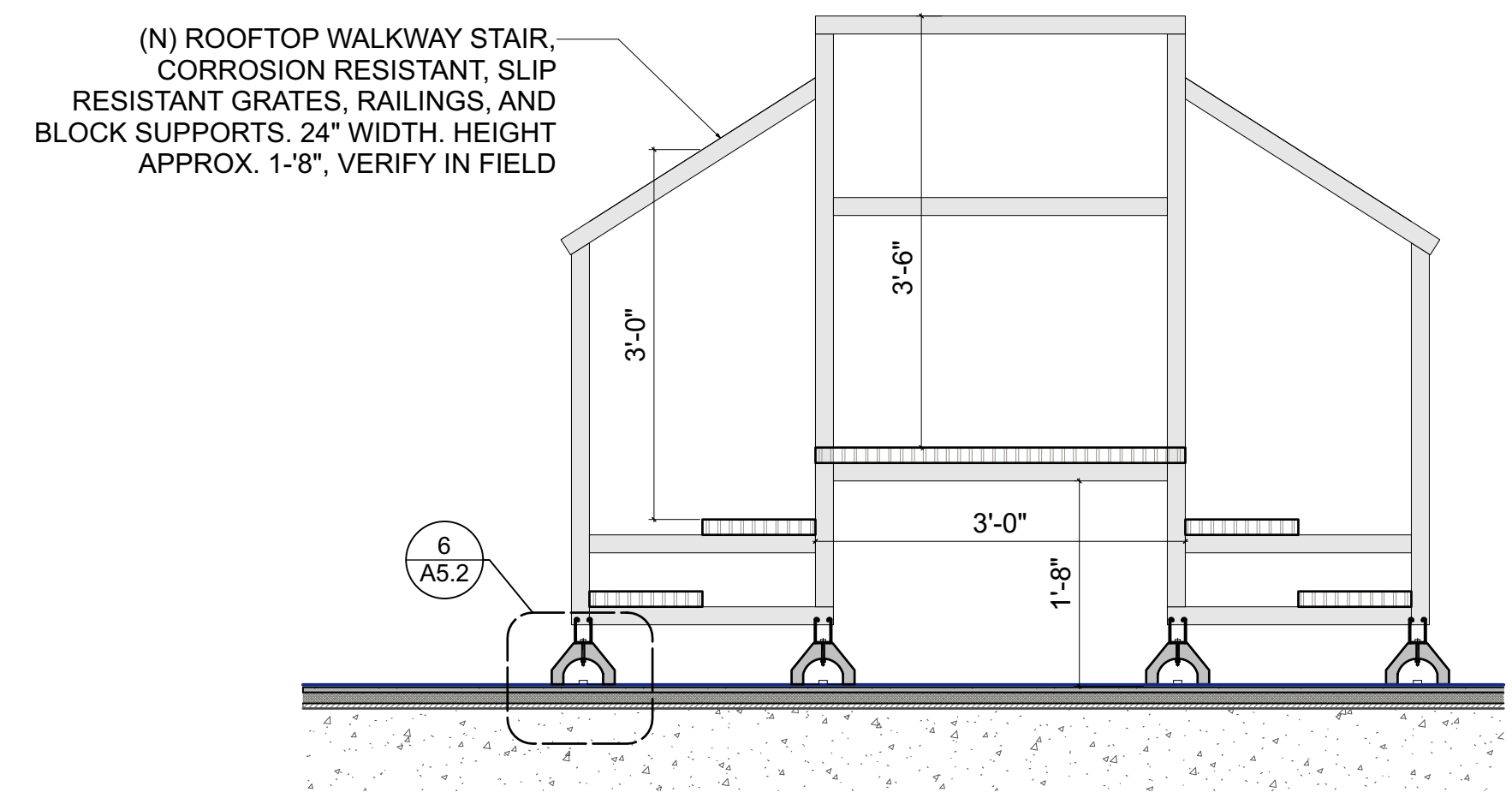
PROJECT NUMBER: 170245



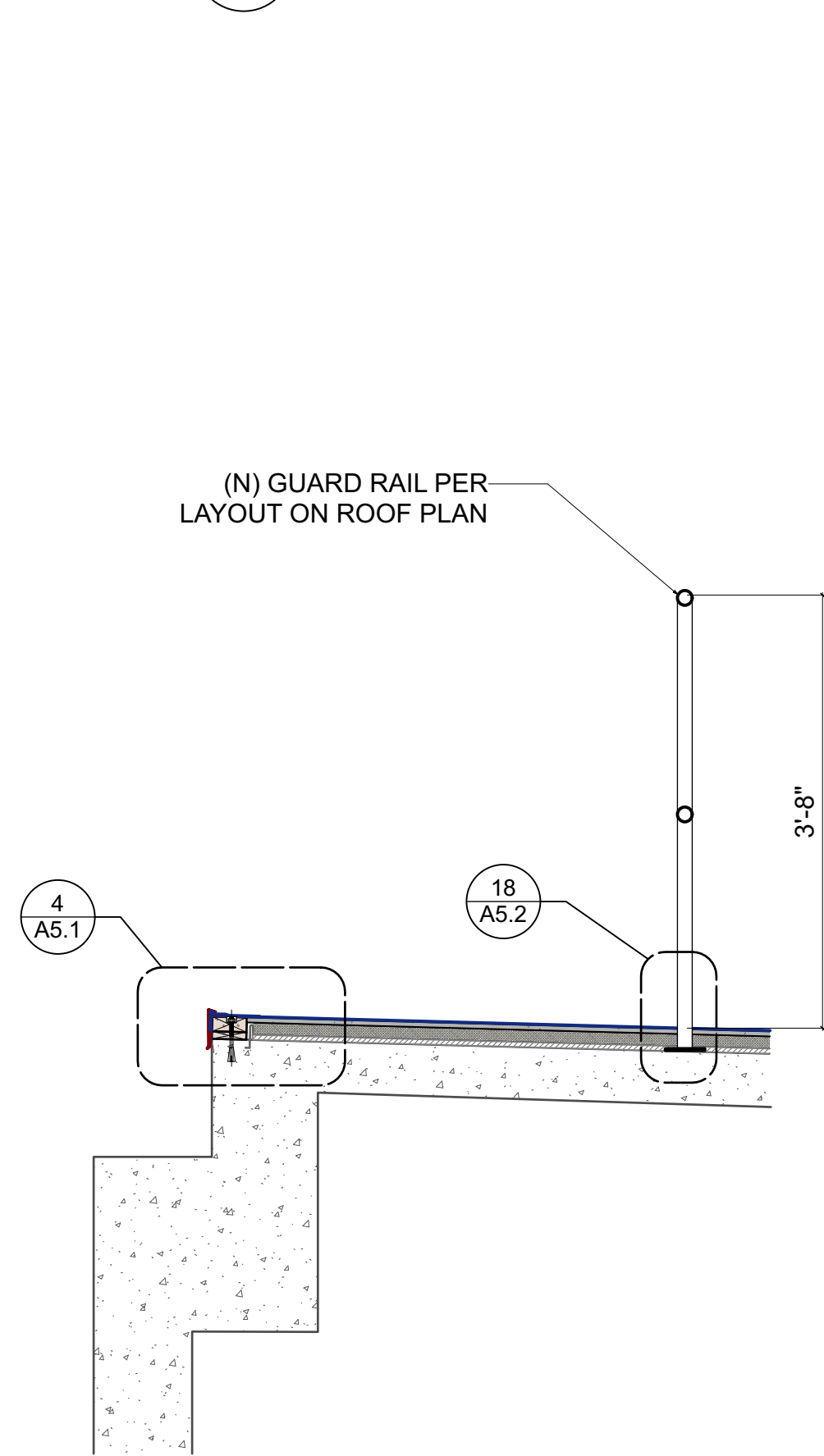
**6** PROPOSED ALUMINUM ROOFTOP WALKWAY STAIR  
 Scale: 3/4" = 1'-0"



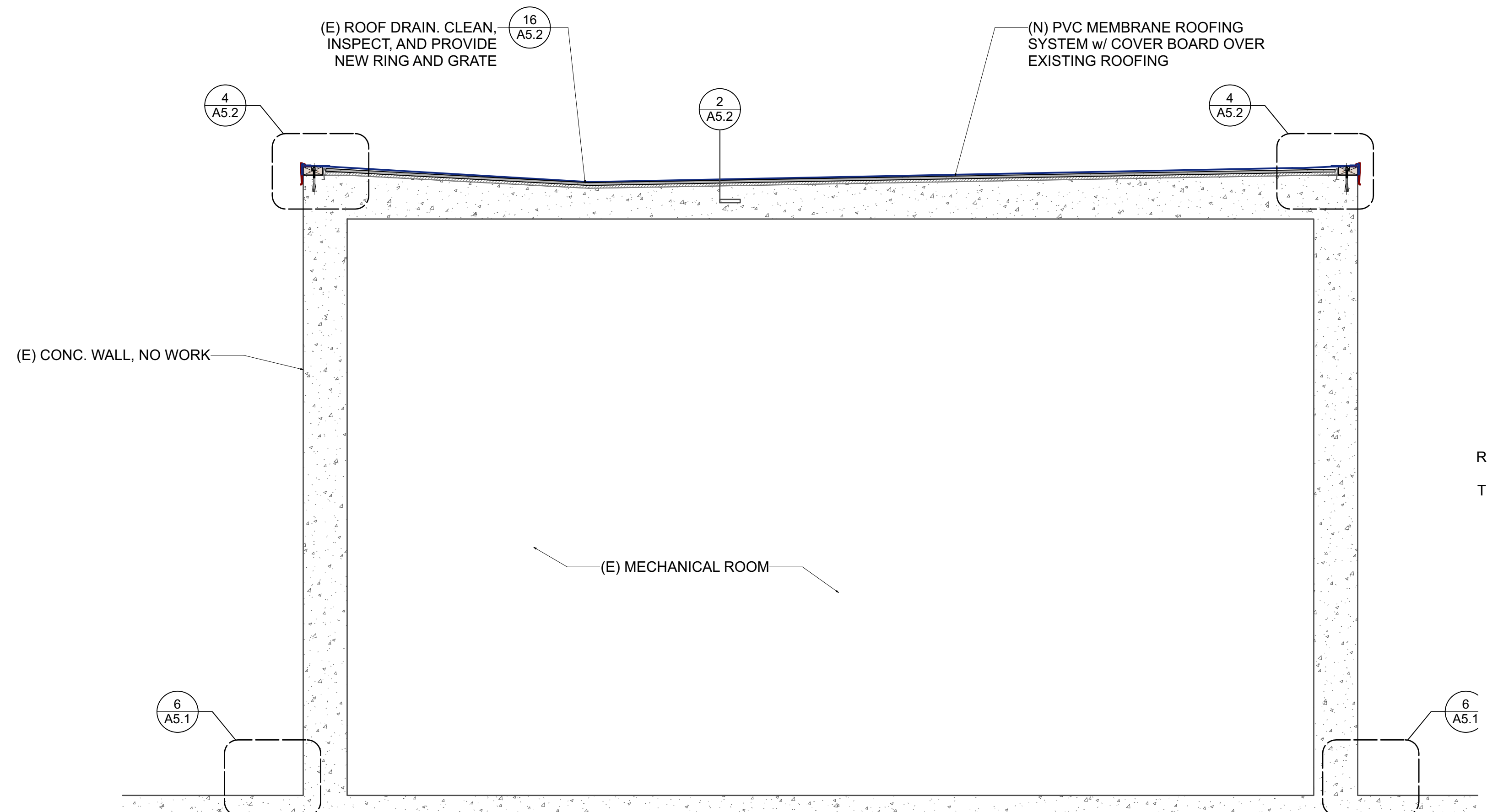
**5** PROPOSED ALUMINUM ROOFTOP CROSS OVER STAIR  
 Scale: 3/4" = 1'-0"



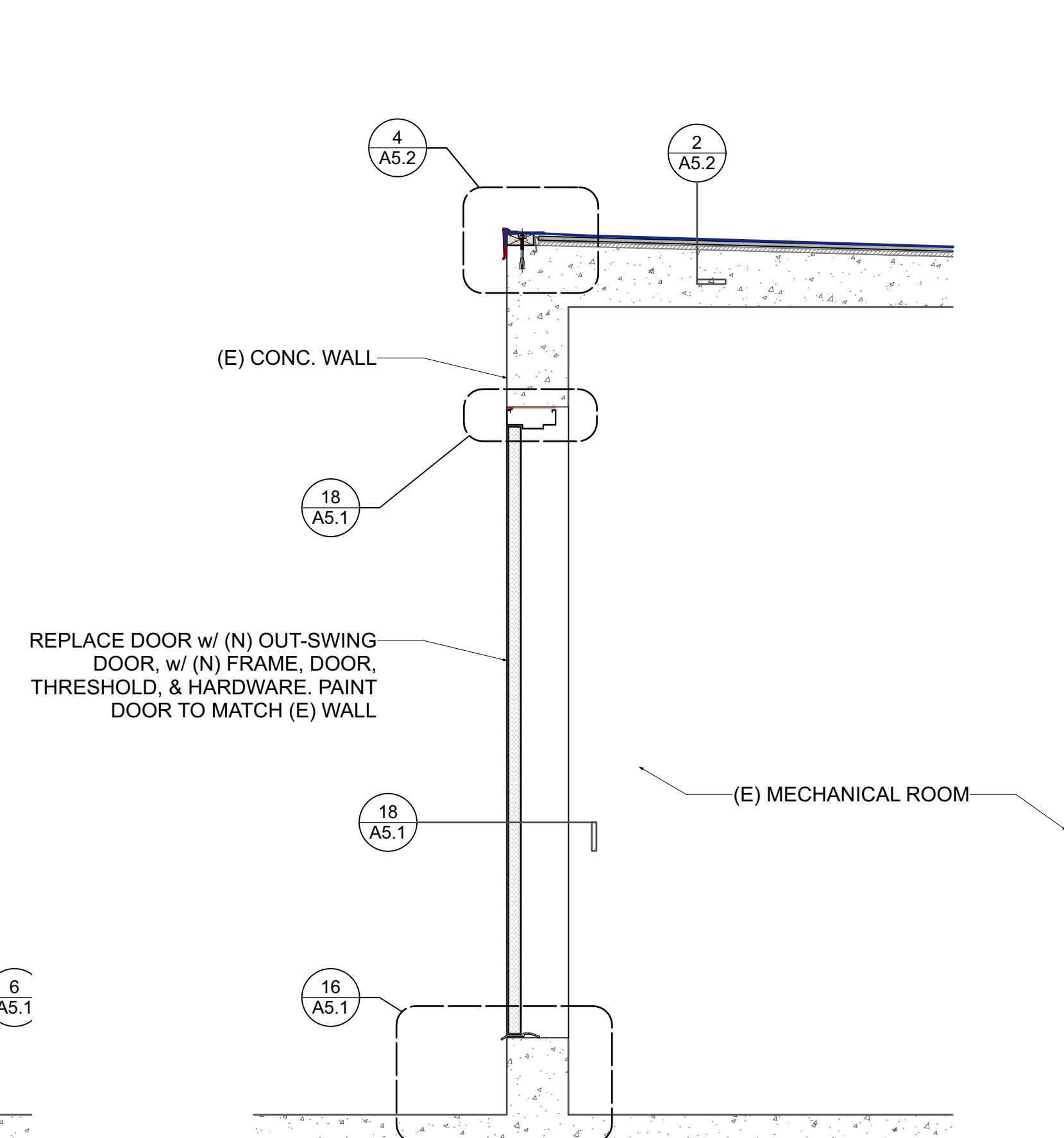
**4** PROPOSED ALUMINUM ROOFTOP CROSS OVER STAIR  
 Scale: 3/4" = 1'-0"



**3** TYPICAL ROOF EDGE  
 Scale: 3/4" = 1'-0"

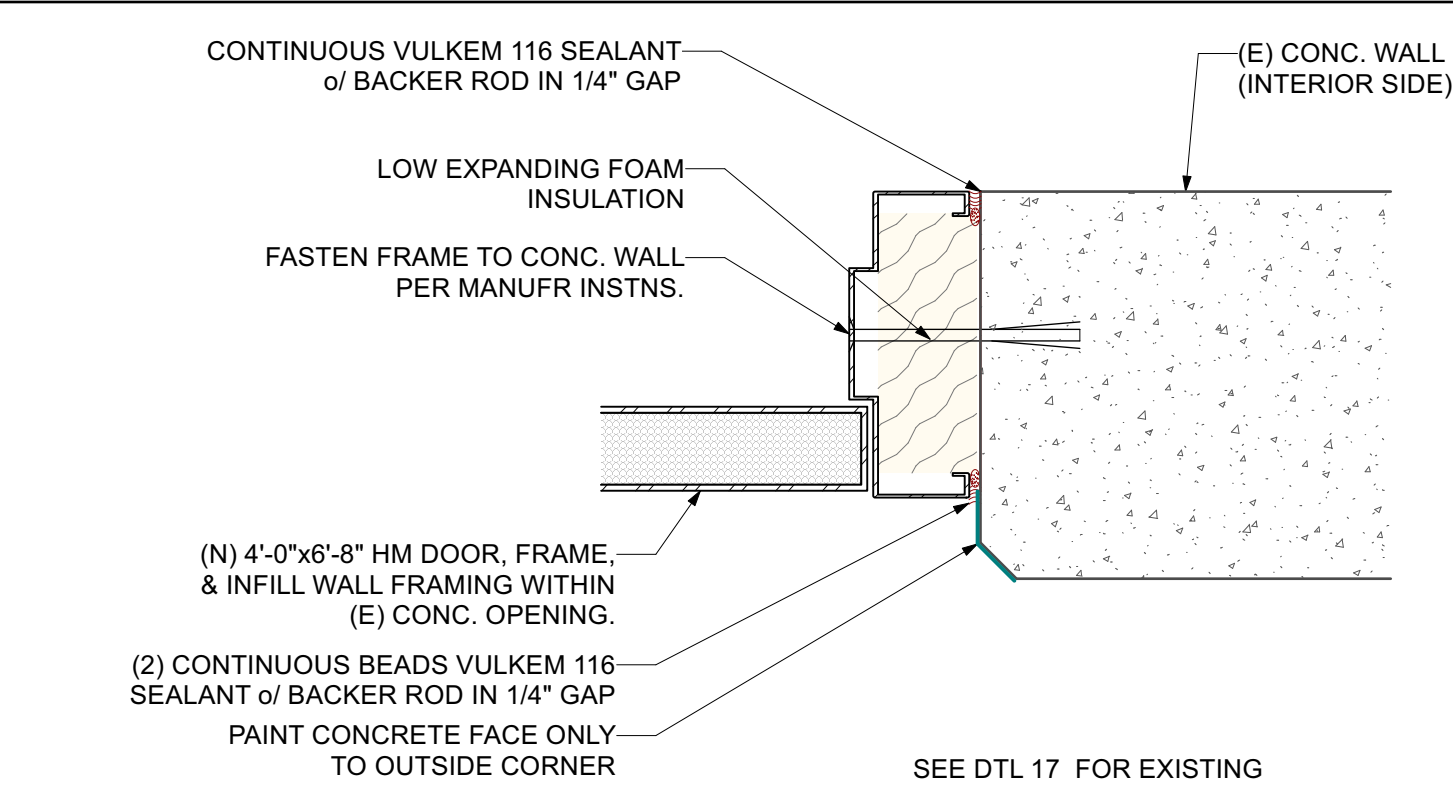


**2** CROSS SECTION AT MECH. PENT HOUSE  
 Scale: 3/4" = 1'-0"

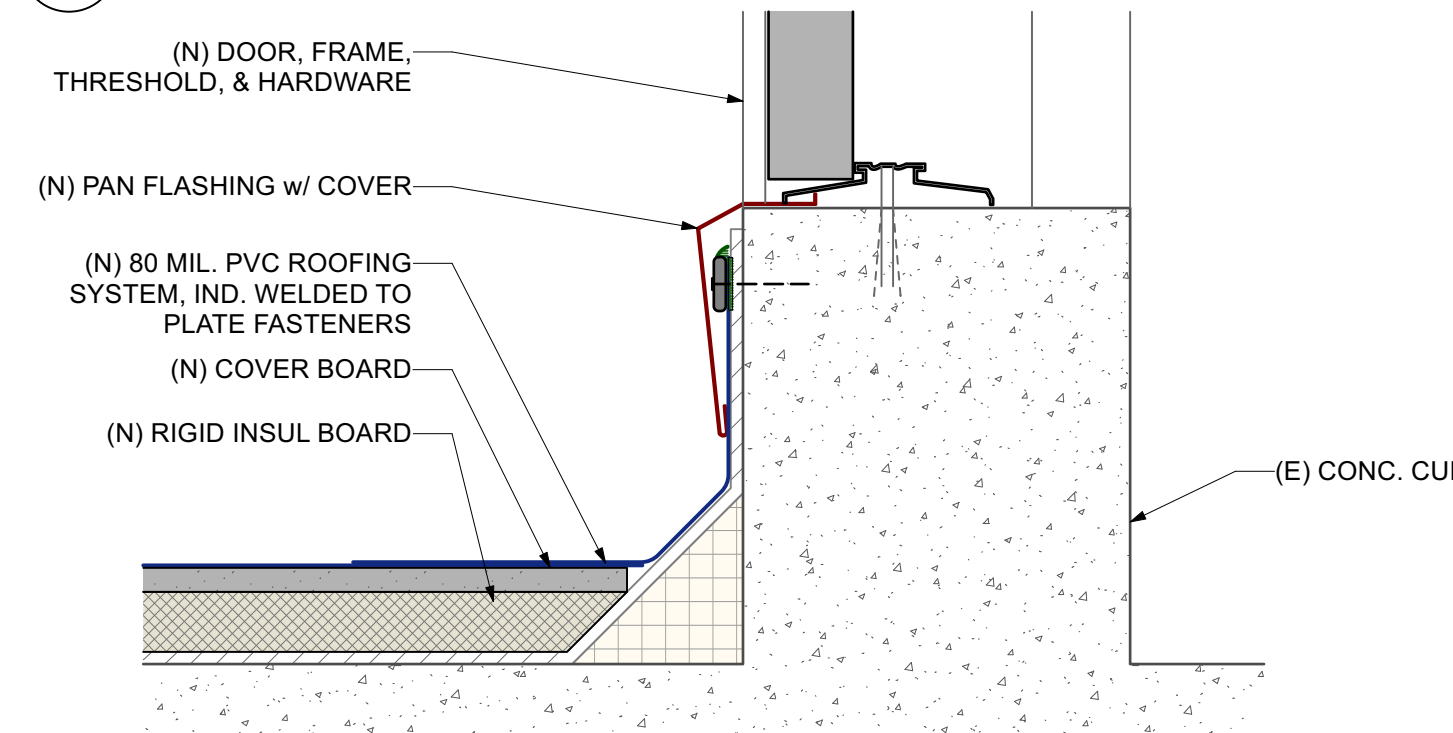


**1** CROSS SECTION AT MECH. PENT HOUSE DOOR  
 Scale: 3/4" = 1'-0"

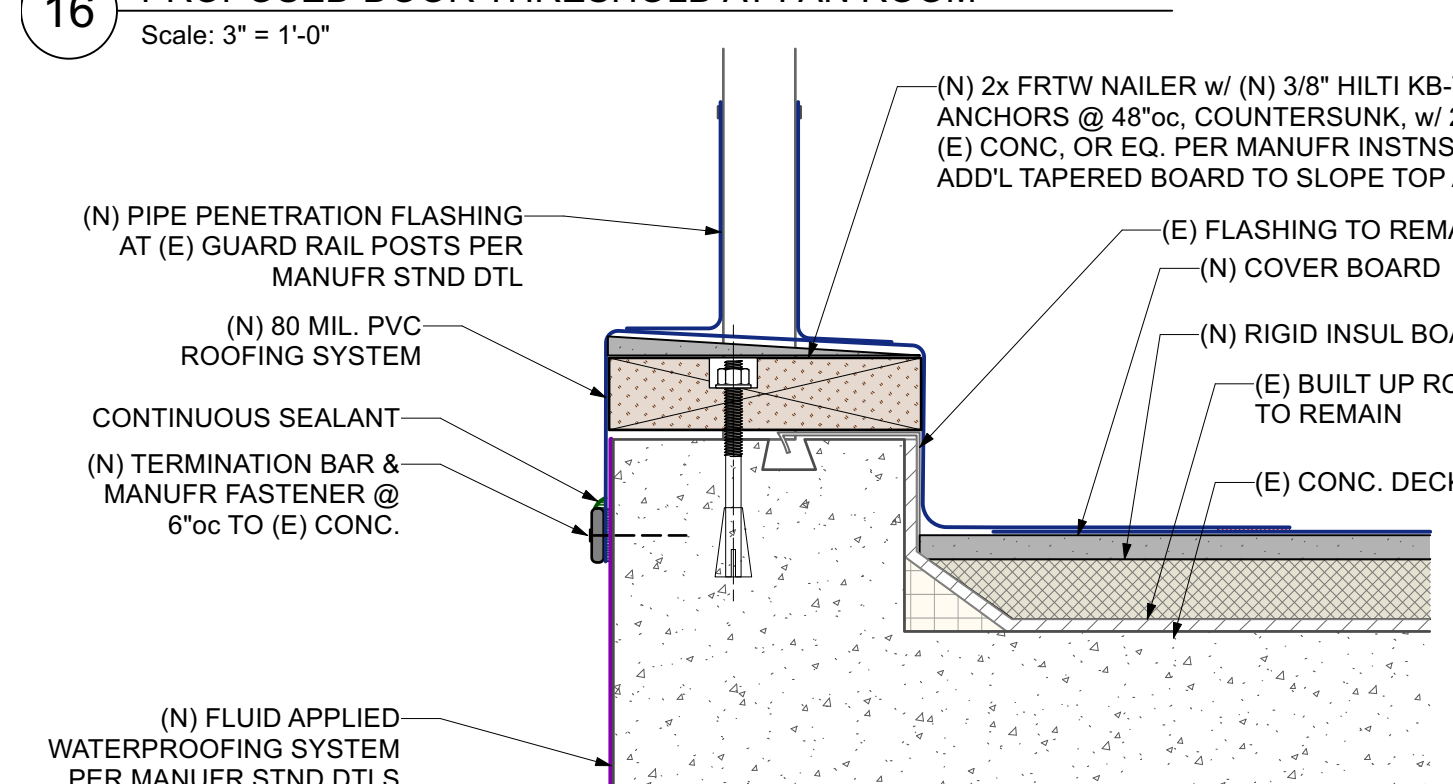




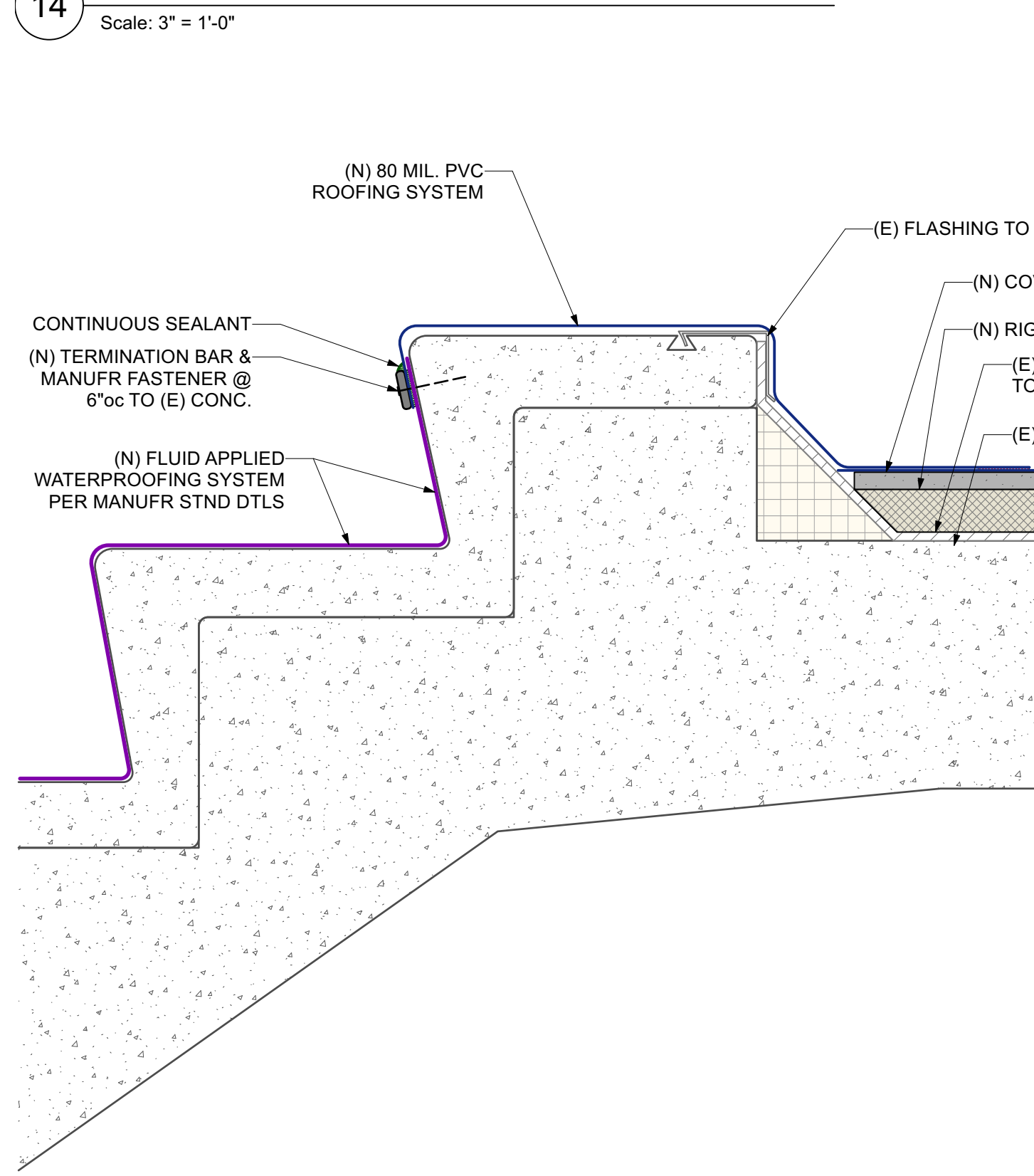
**18** PROPOSED DOOR HEAD/JAMB AT FAN ROOM (PLAN VIEW)  
Scale: 3" = 1'-0"



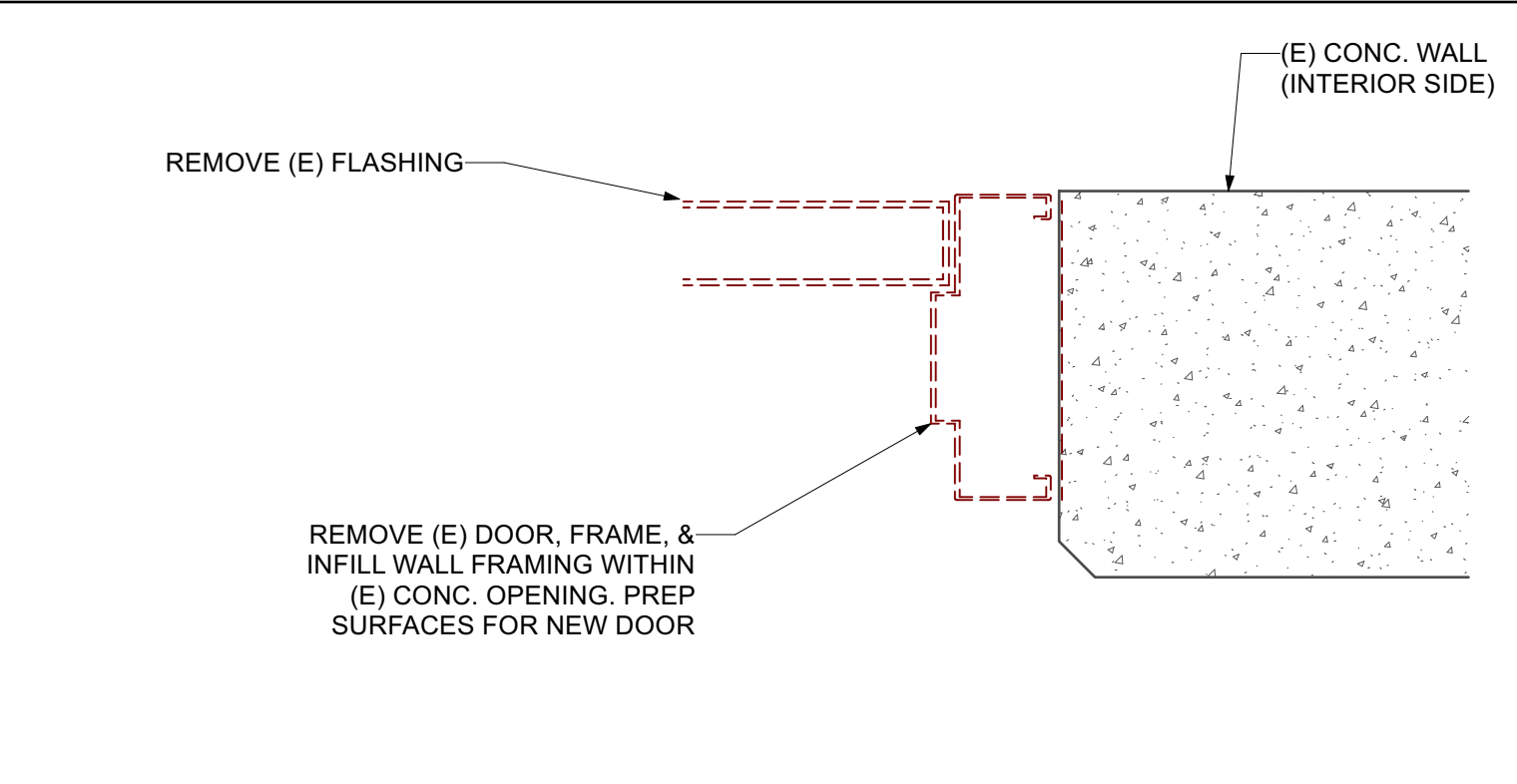
**16** PROPOSED DOOR THRESHOLD AT FAN ROOM  
Scale: 3" = 1'-0"



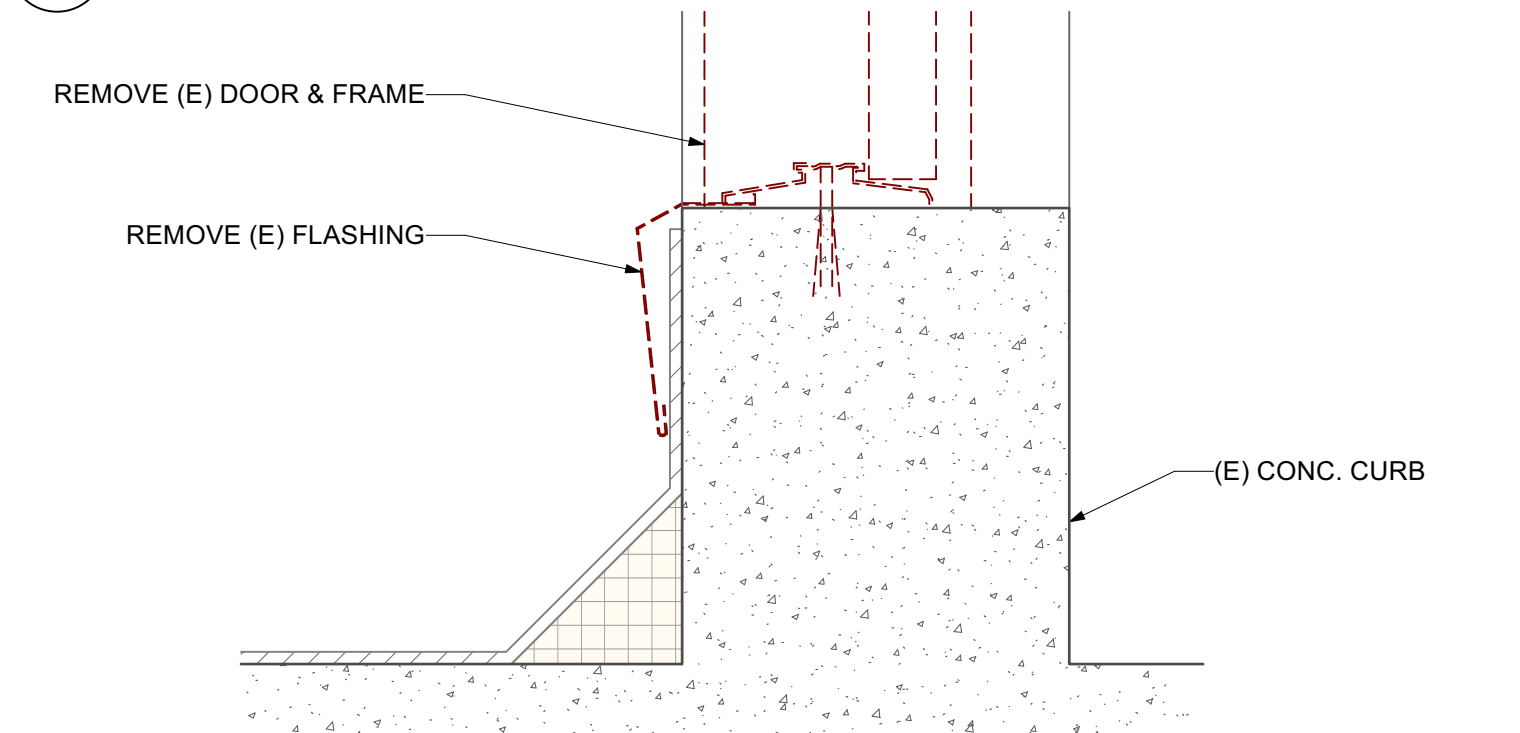
**14** PROPOSED CURB AT STAIRWELL SIDES  
Scale: 3" = 1'-0"



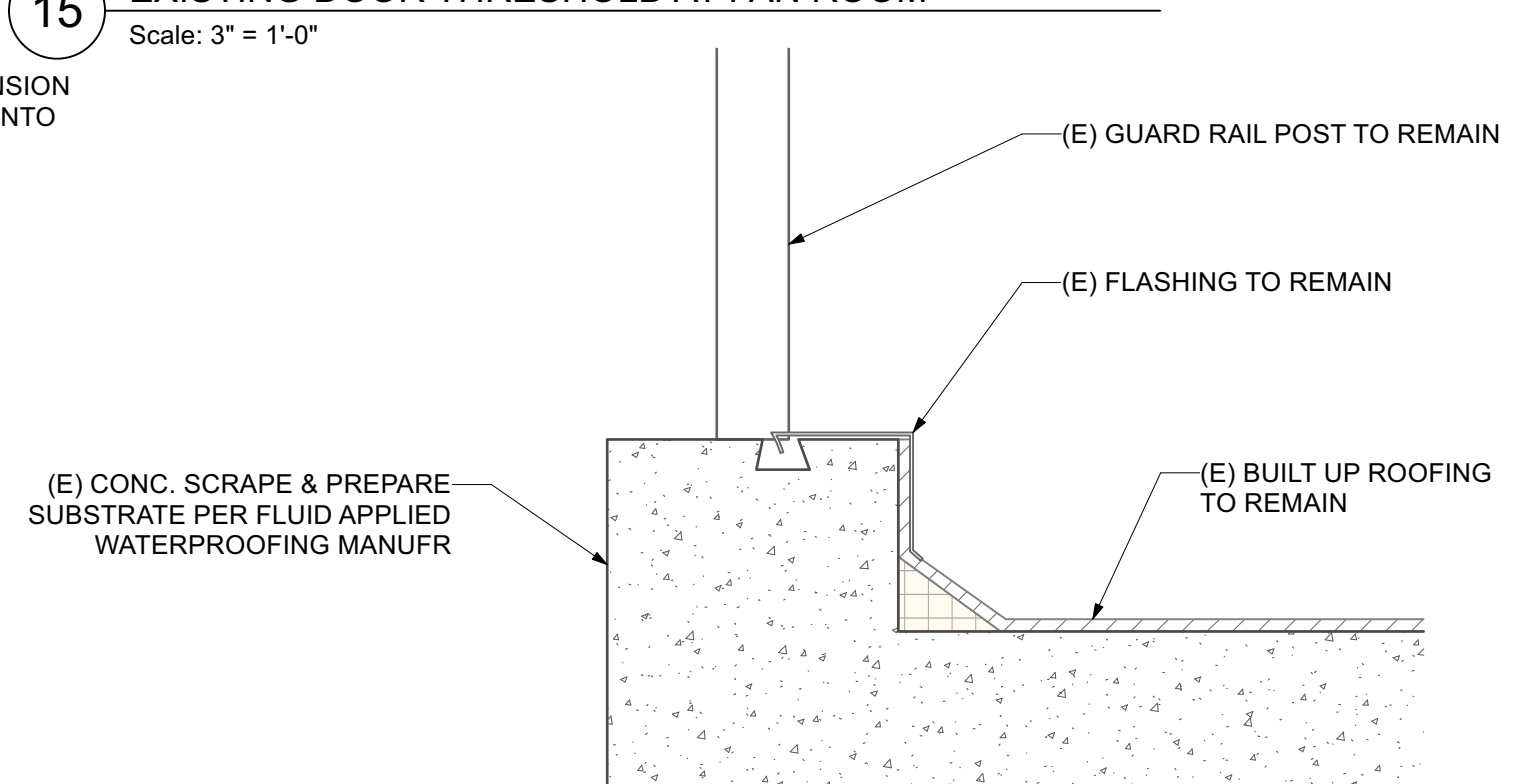
**12** PROPOSED TOP OF STAIRS  
Scale: 3" = 1'-0"



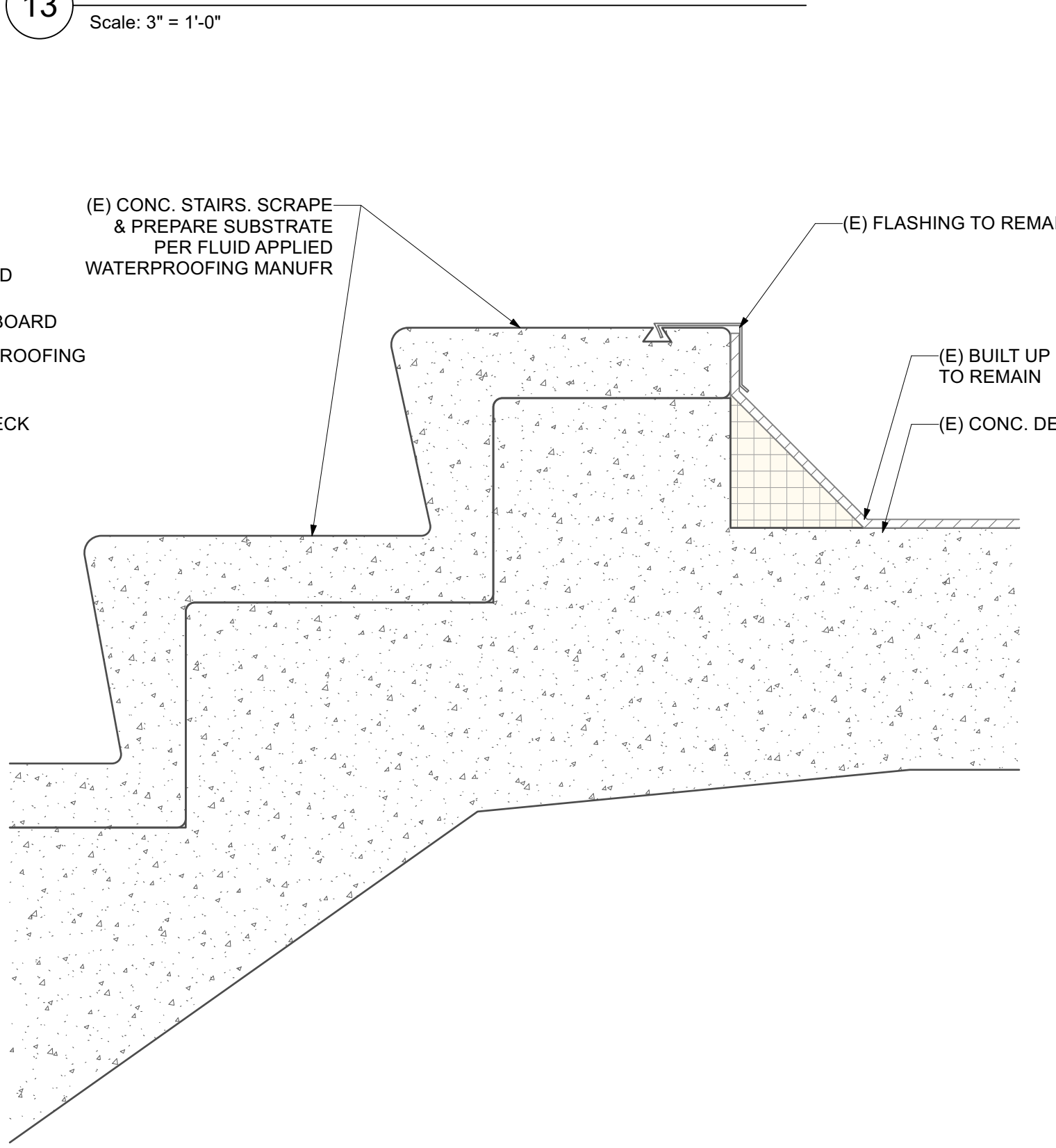
**17** EXISTING DOOR HEAD/JAMB AT FAN ROOM (PLAN VIEW)  
Scale: 3" = 1'-0"



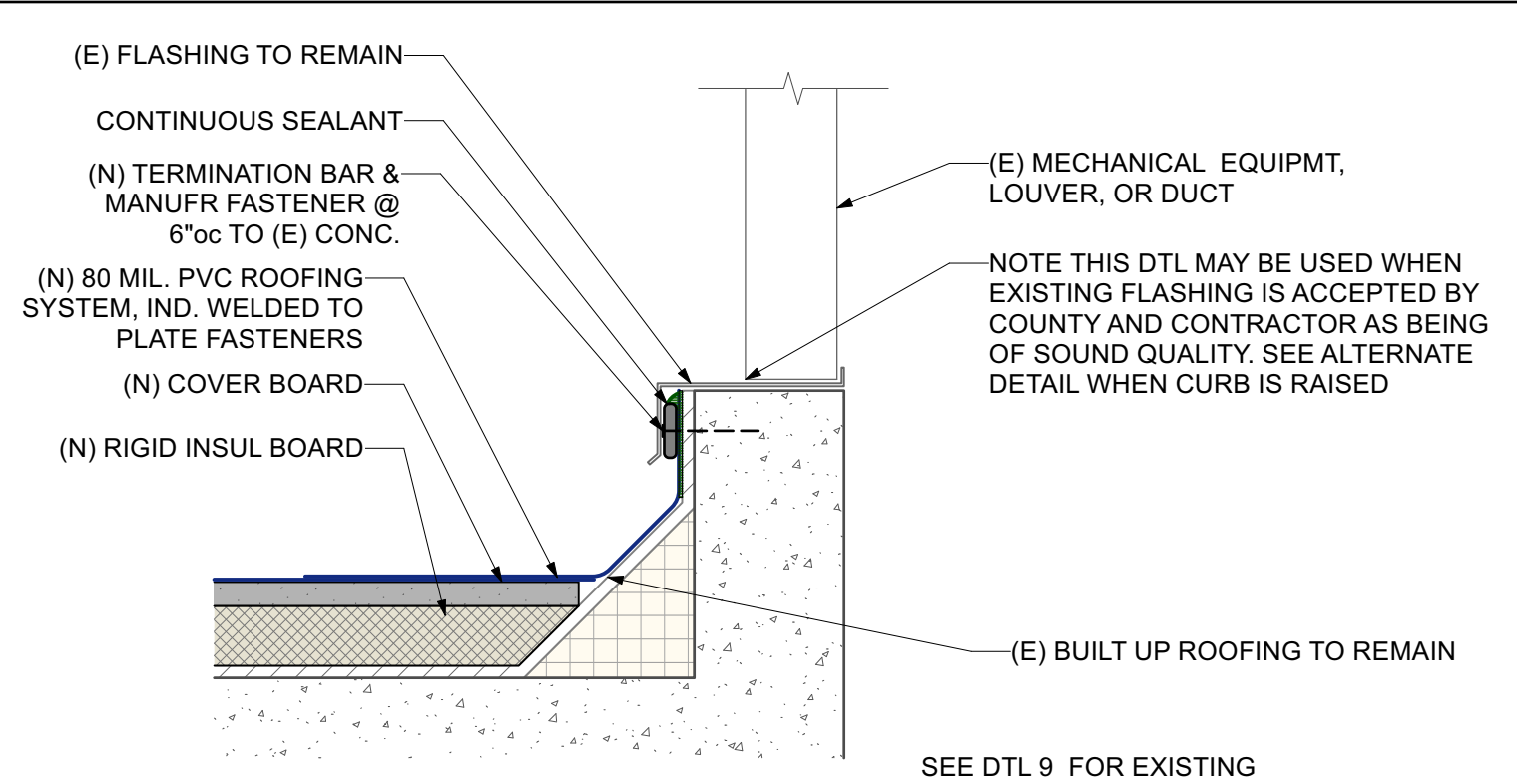
**15** EXISTING DOOR THRESHOLD AT FAN ROOM  
Scale: 3" = 1'-0"



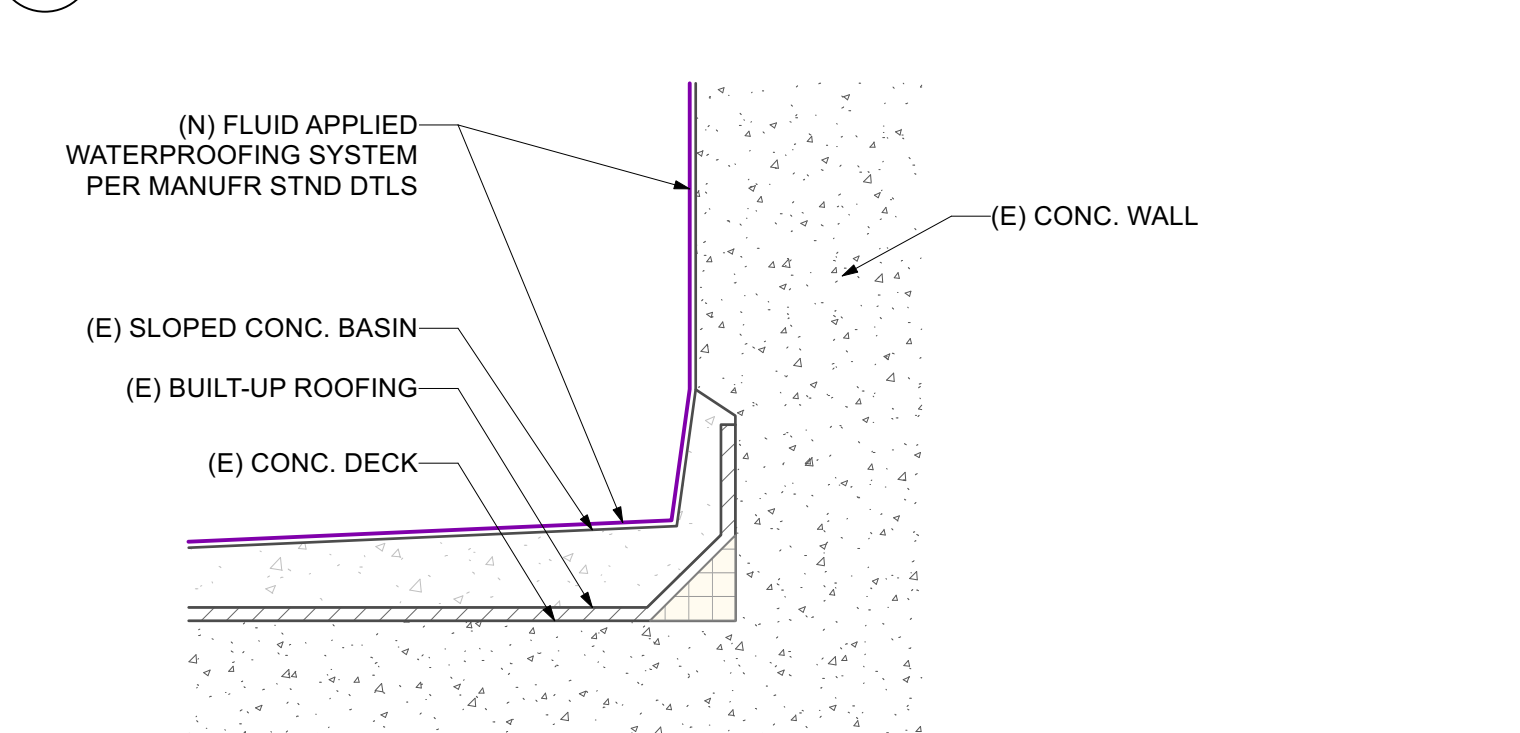
**13** EXISTING CURB AT STAIRWELL SIDES  
Scale: 3" = 1'-0"



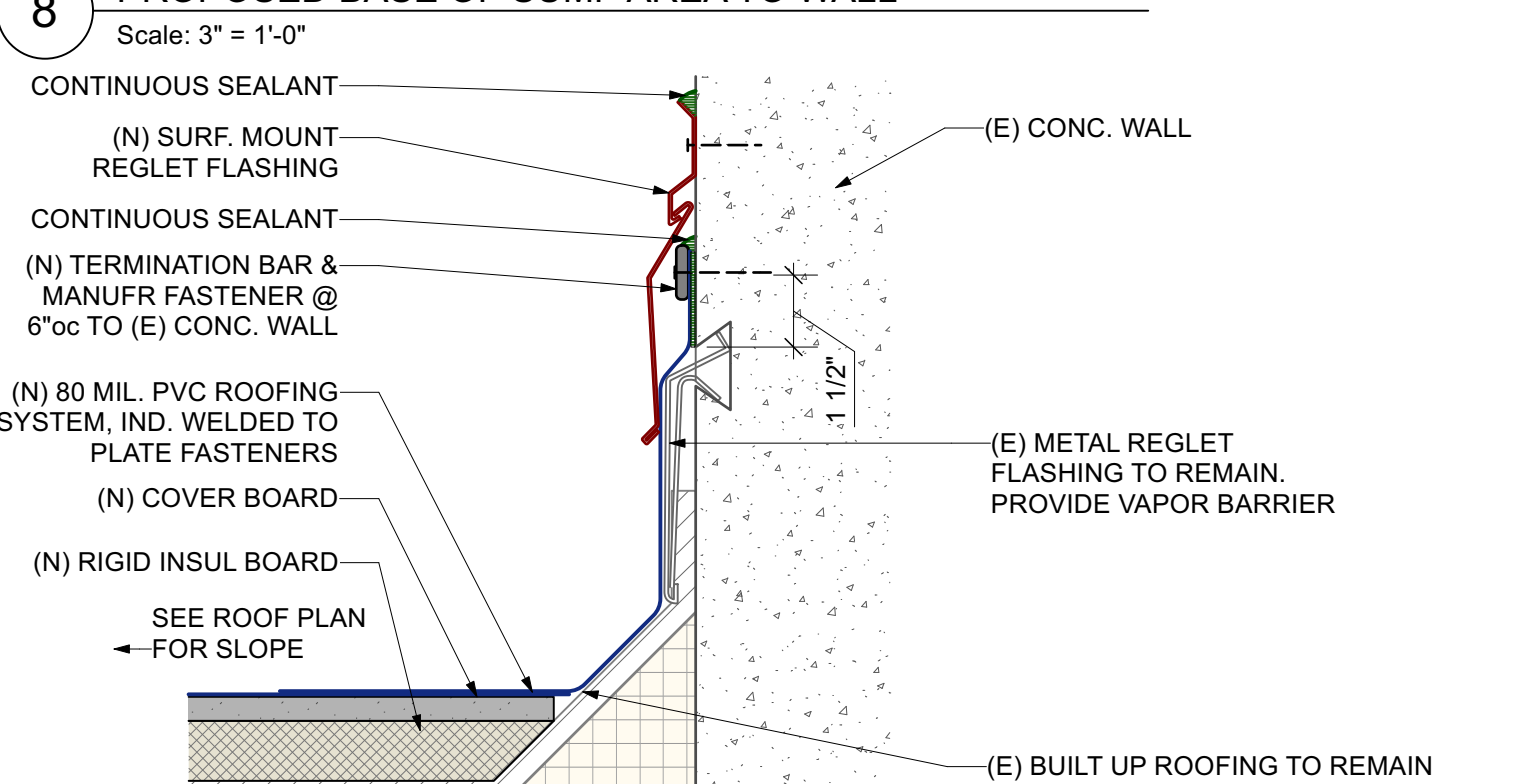
**11** EXISTING TOP OF STAIRS  
Scale: 3" = 1'-0"



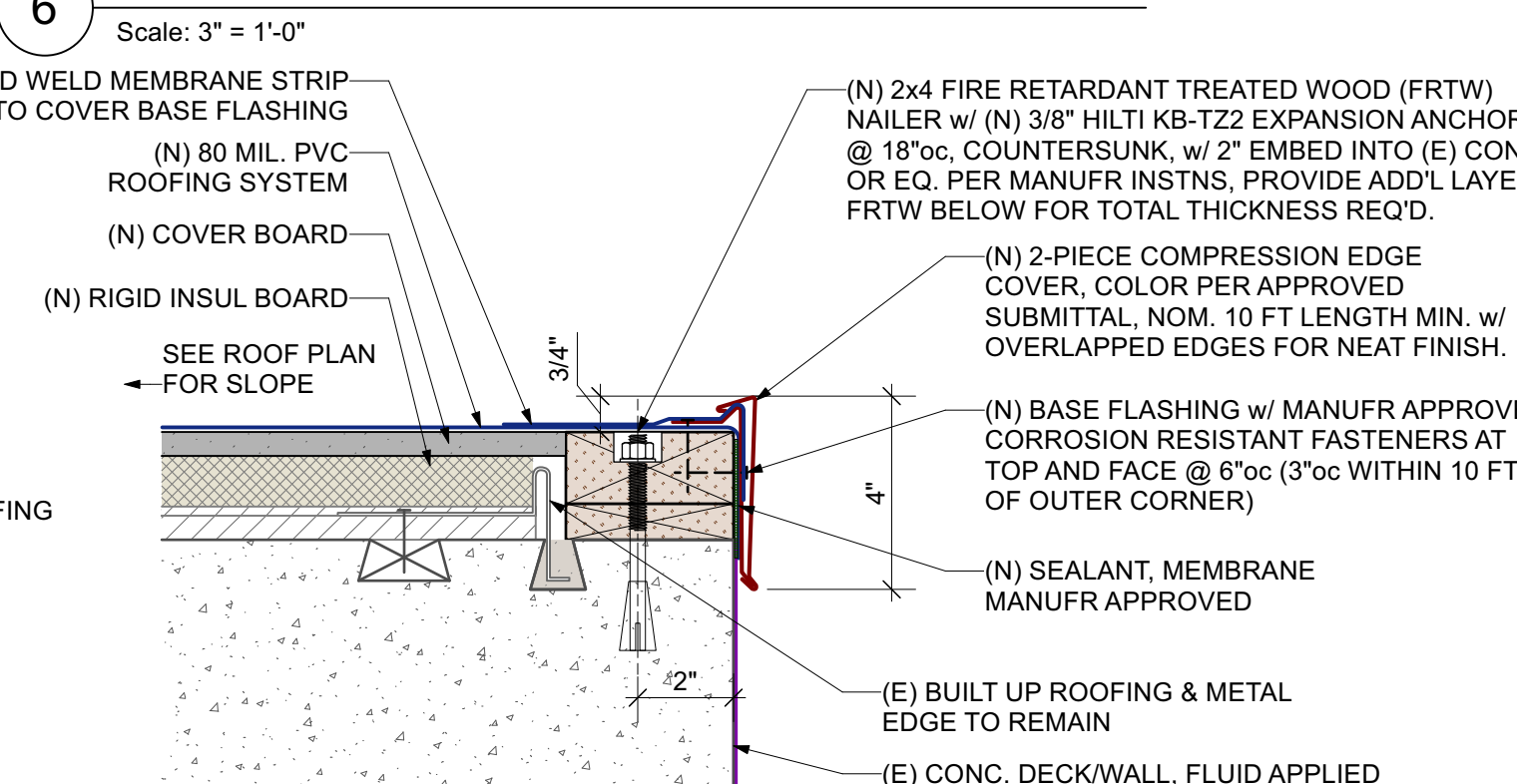
**10** PROPOSED CURB AT MECHANICAL, (E) FLASHING REMAINS  
Scale: 3" = 1'-0"



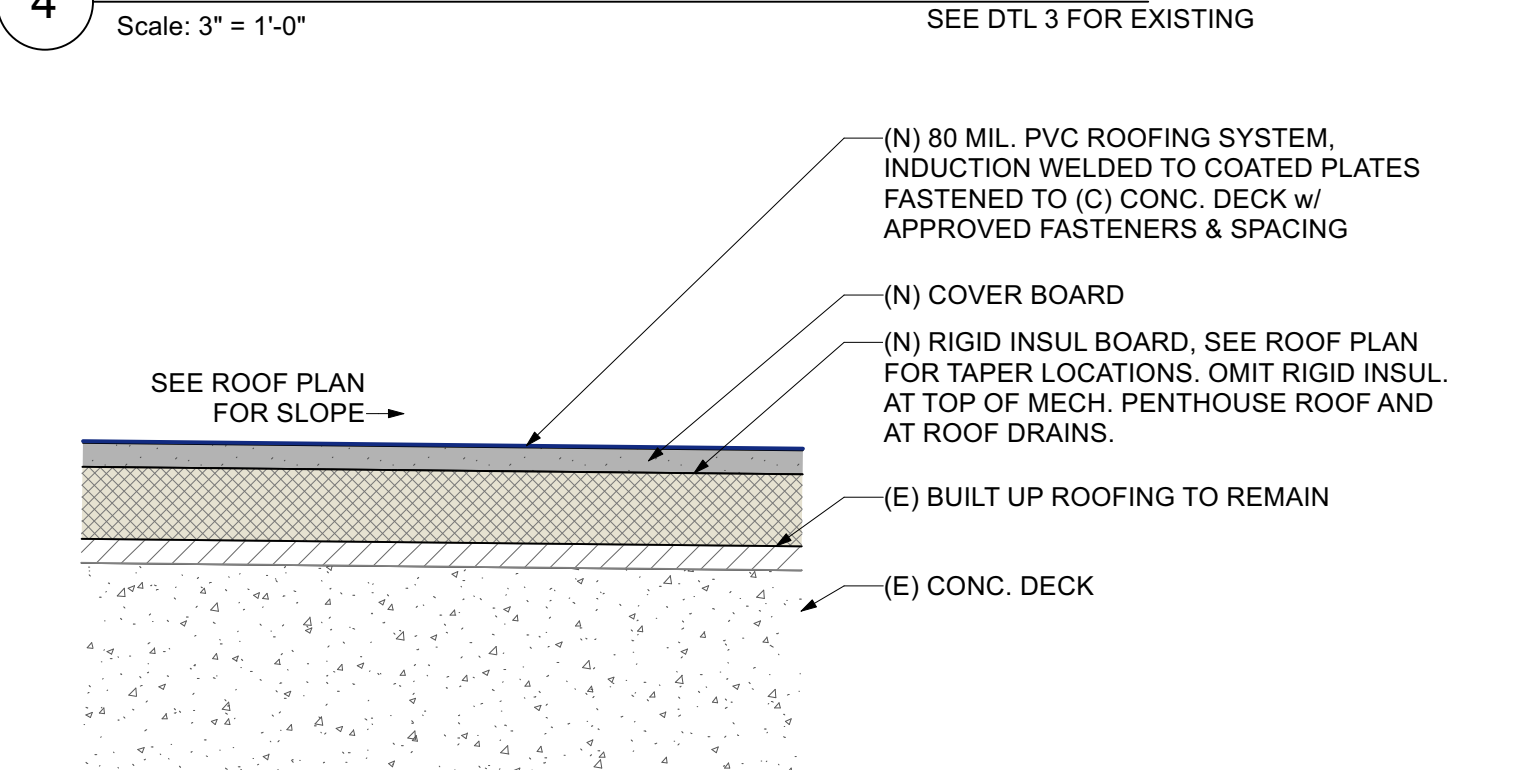
**8** PROPOSED BASE OF SUMP AREA TO WALL  
Scale: 3" = 1'-0"



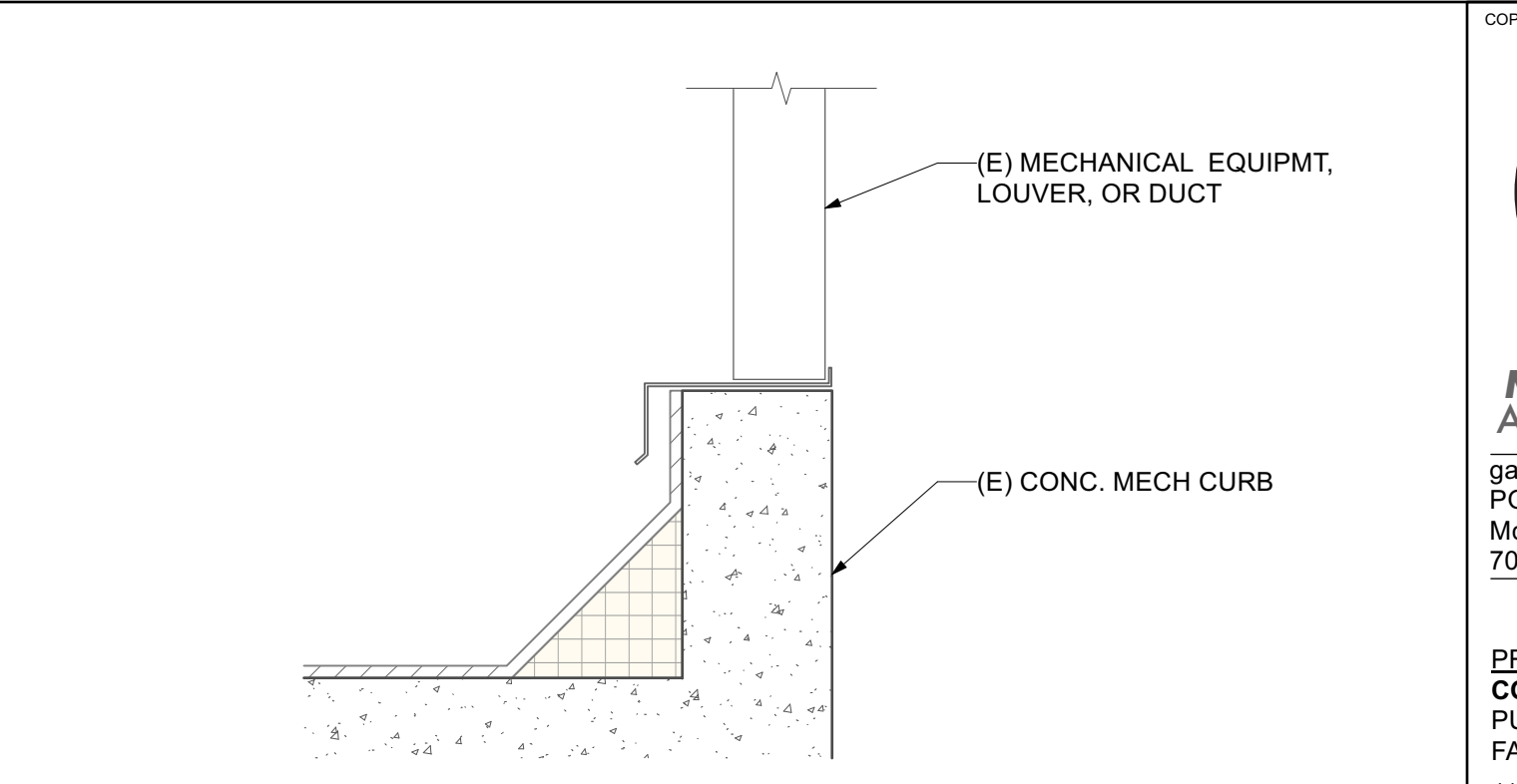
**6** PROPOSED ROOF TO WALL FLASHING DETAIL  
Scale: 3" = 1'-0"



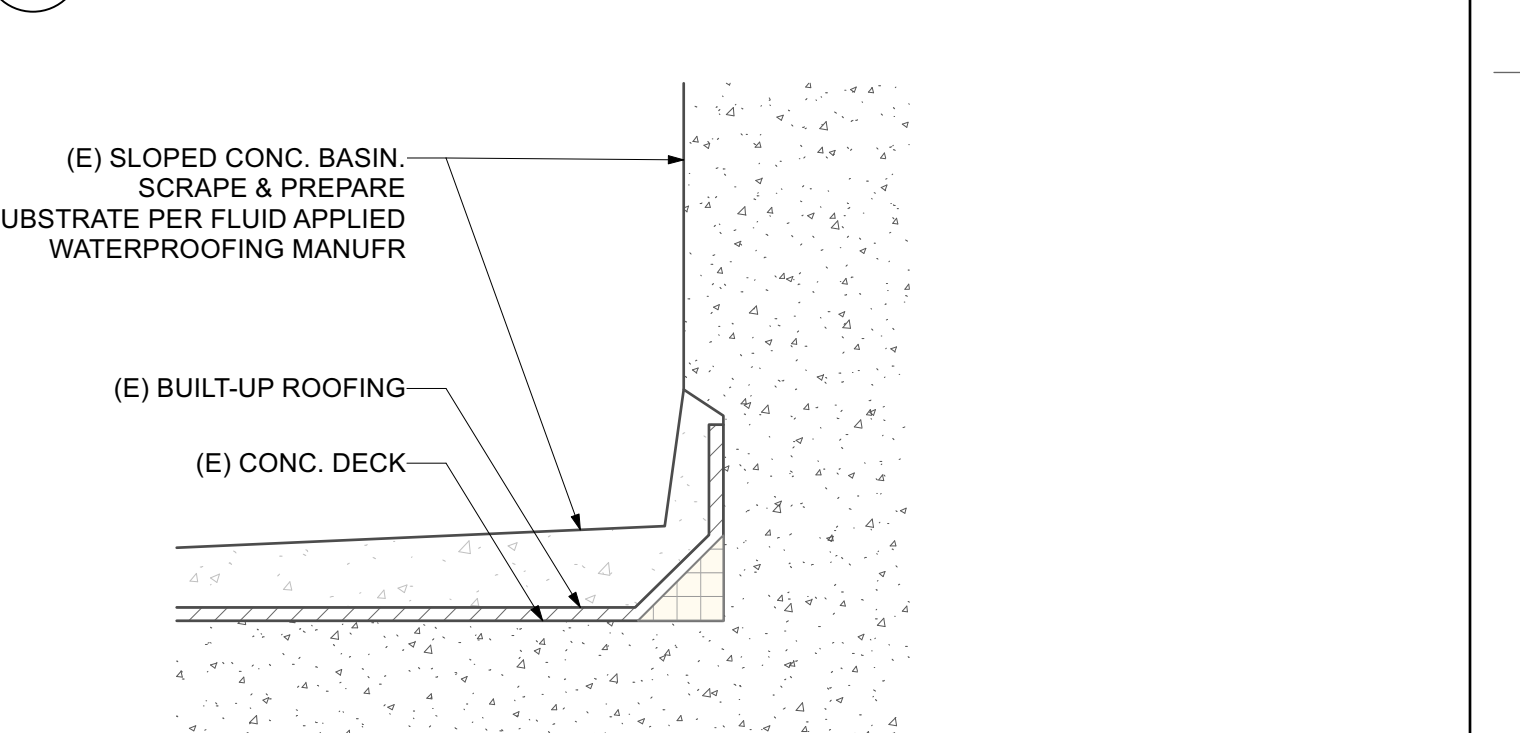
**4** PROPOSED ROOF EDGE DETAIL  
Scale: 3" = 1'-0"



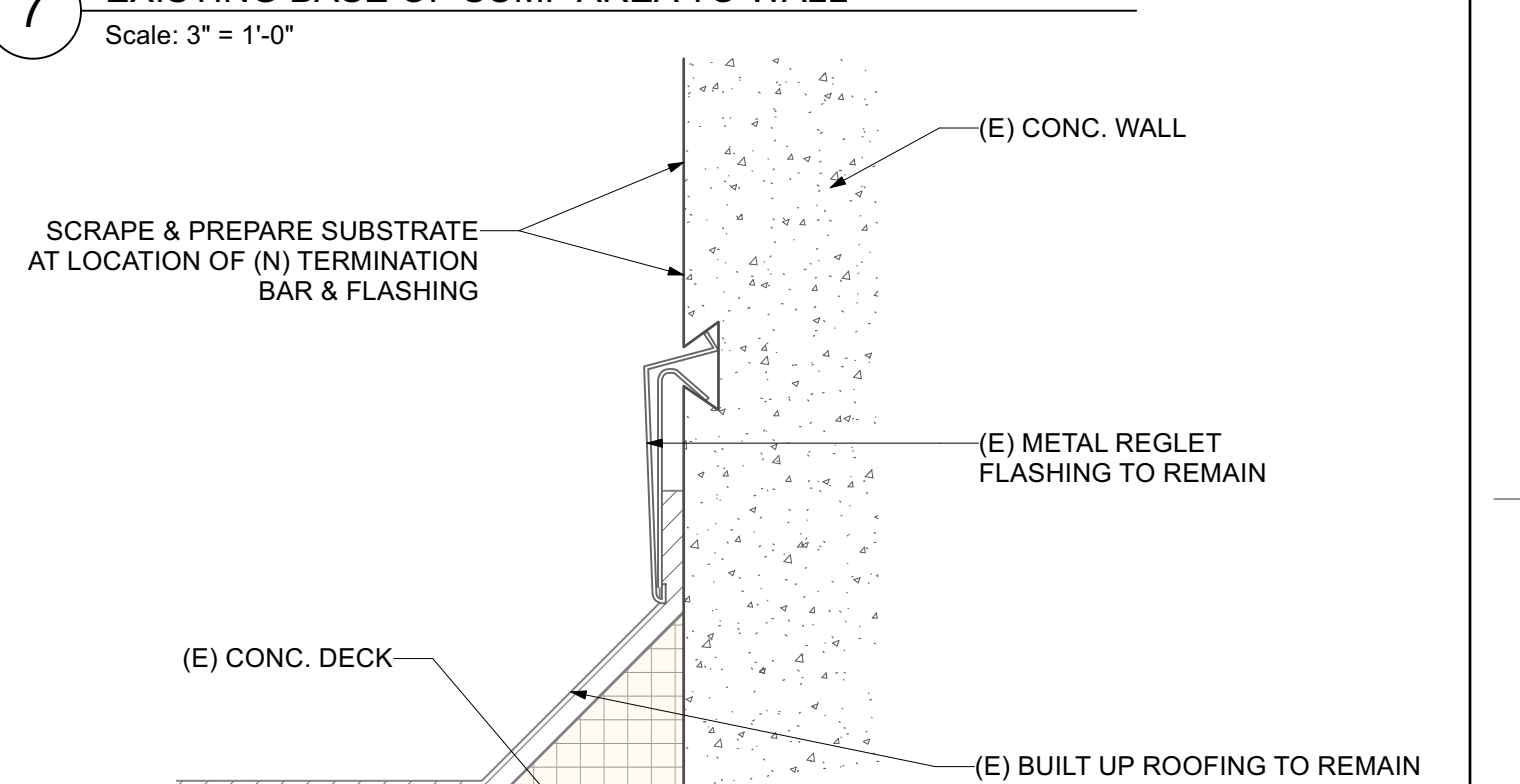
**2** PROPOSED ROOF ASSEMBLY  
Scale: 3" = 1'-0"



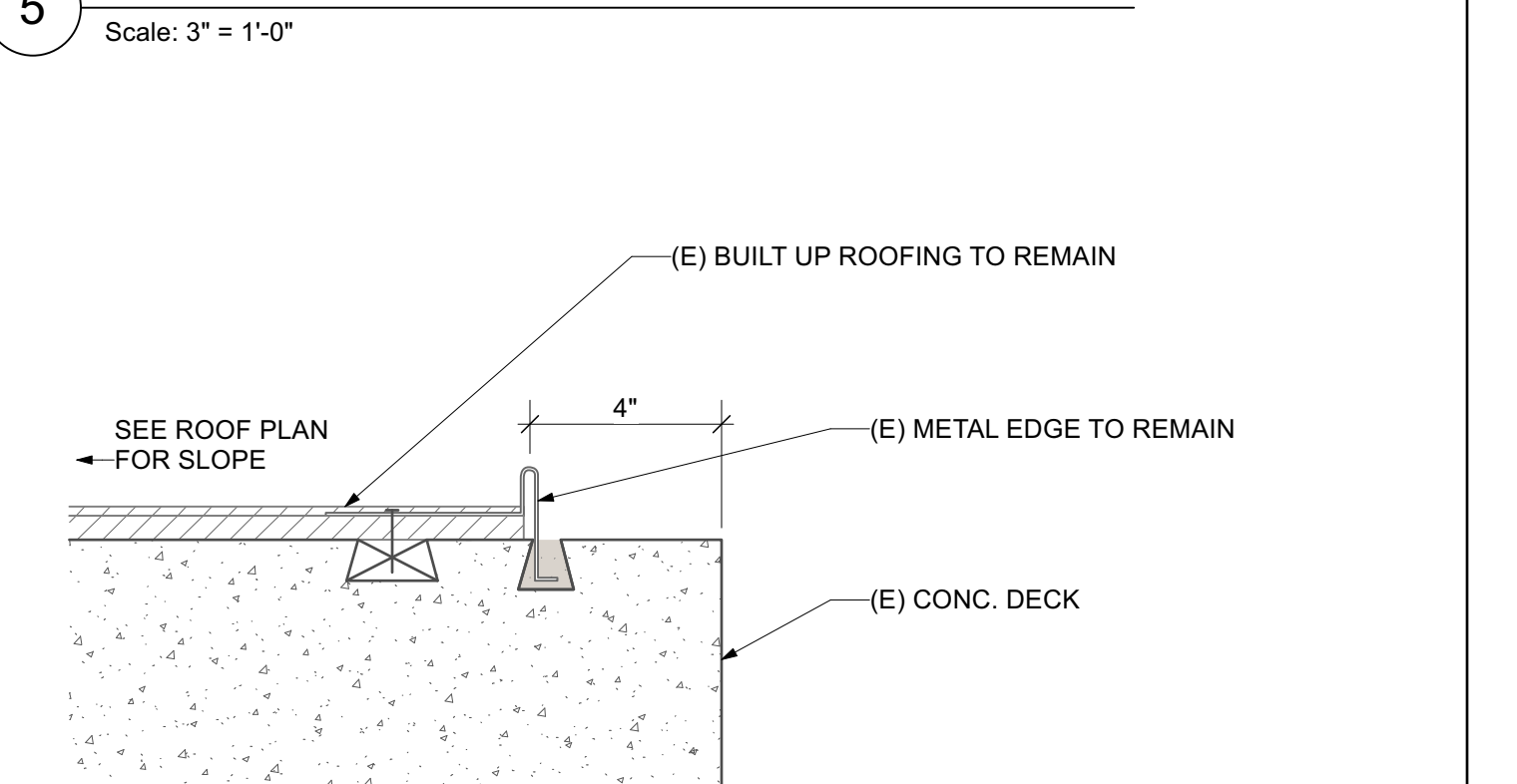
**9** EXISTING CURB AT MECHANICAL  
Scale: 3" = 1'-0"



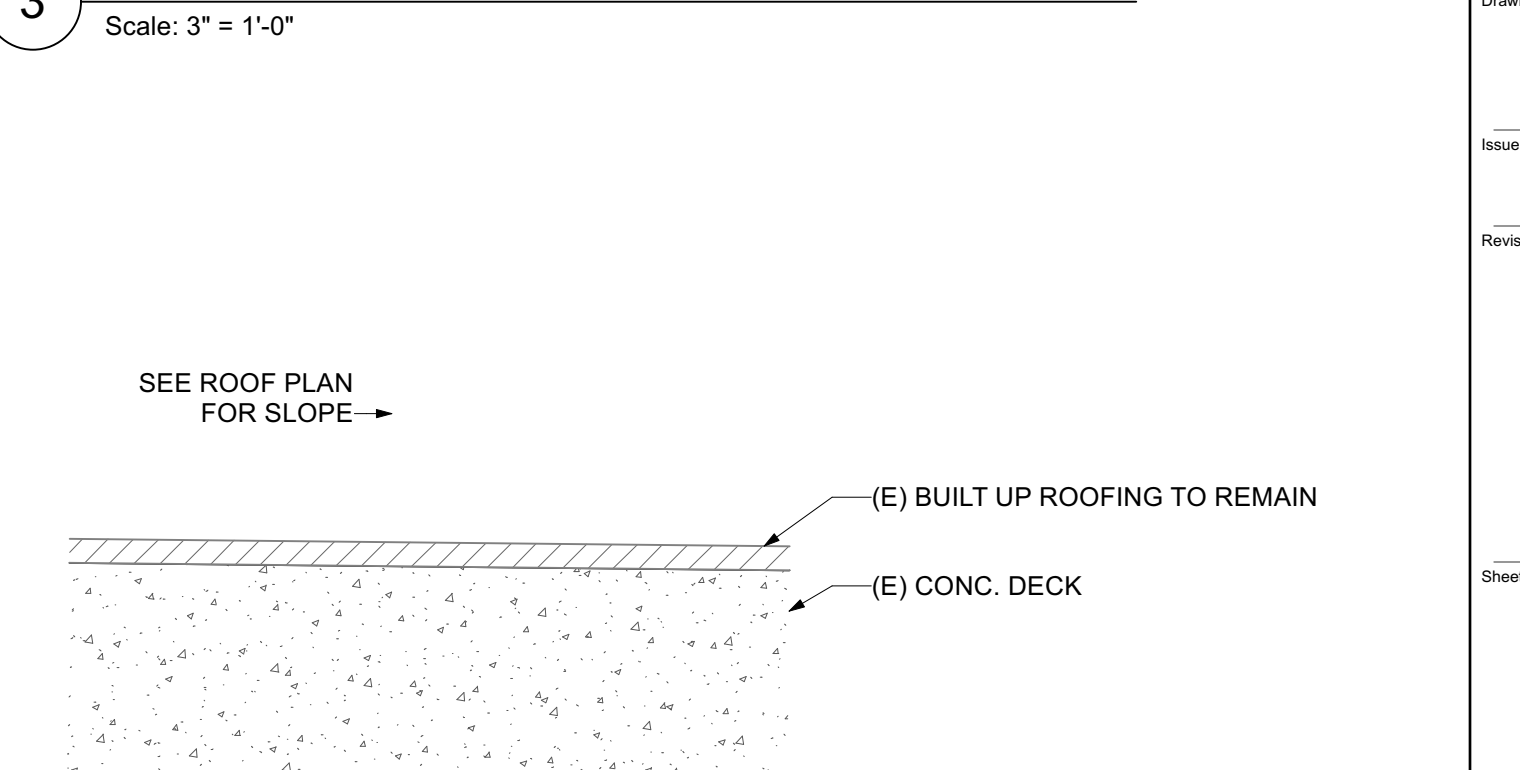
**7** EXISTING BASE OF SUMP AREA TO WALL  
Scale: 3" = 1'-0"



**5** EXISTING ROOF TO WALL FLASHING DETAIL  
Scale: 3" = 1'-0"

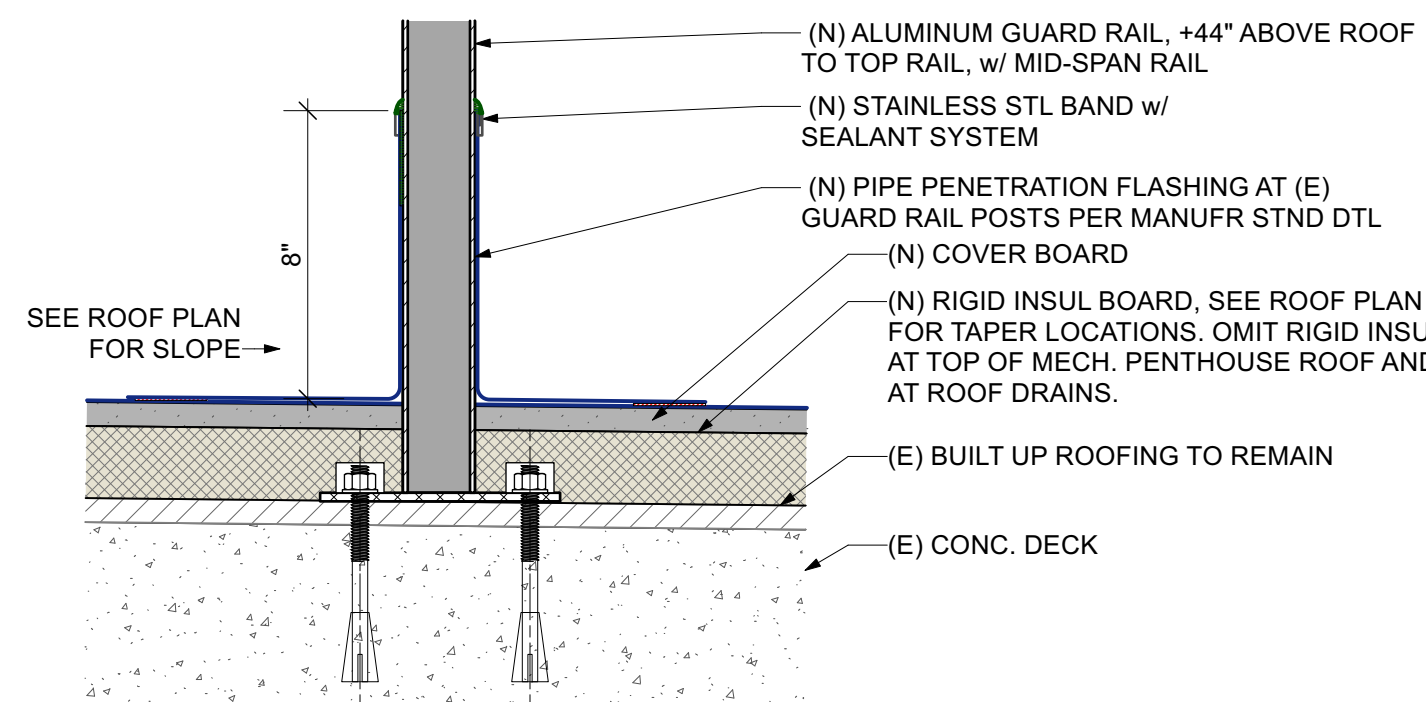


**3** EXISTING ROOF EDGE DETAIL  
Scale: 3" = 1'-0"

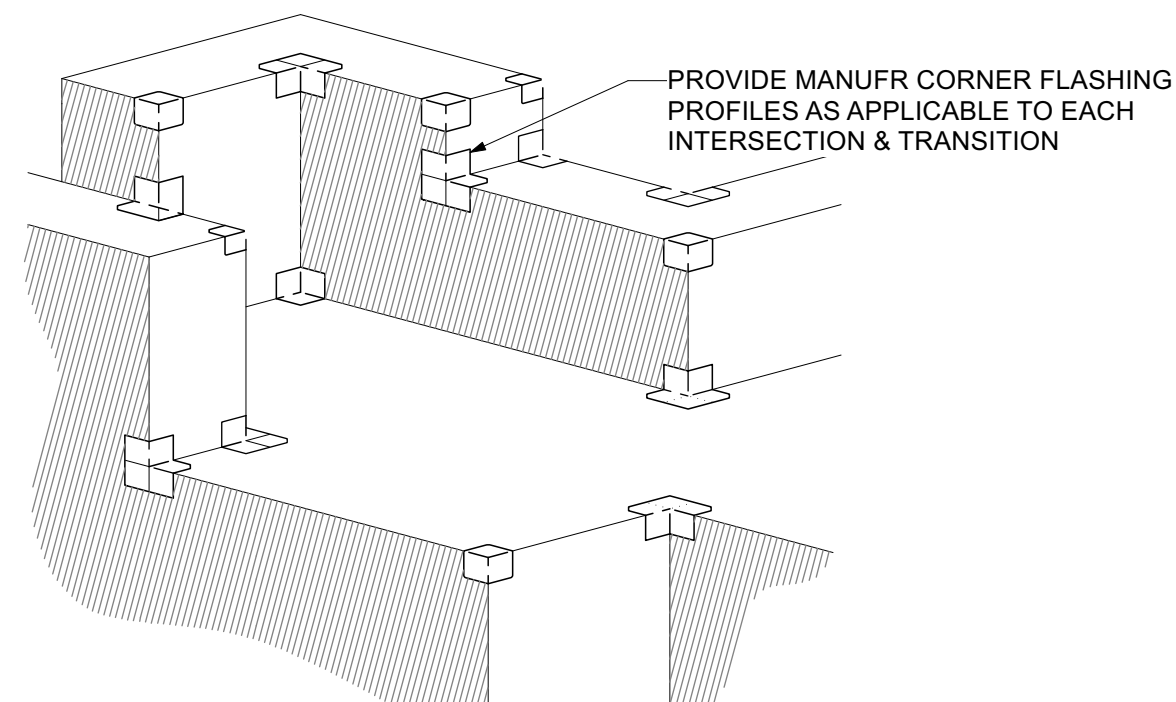


**1** EXISTING ROOF ASSEMBLY  
Scale: 3" = 1'-0"

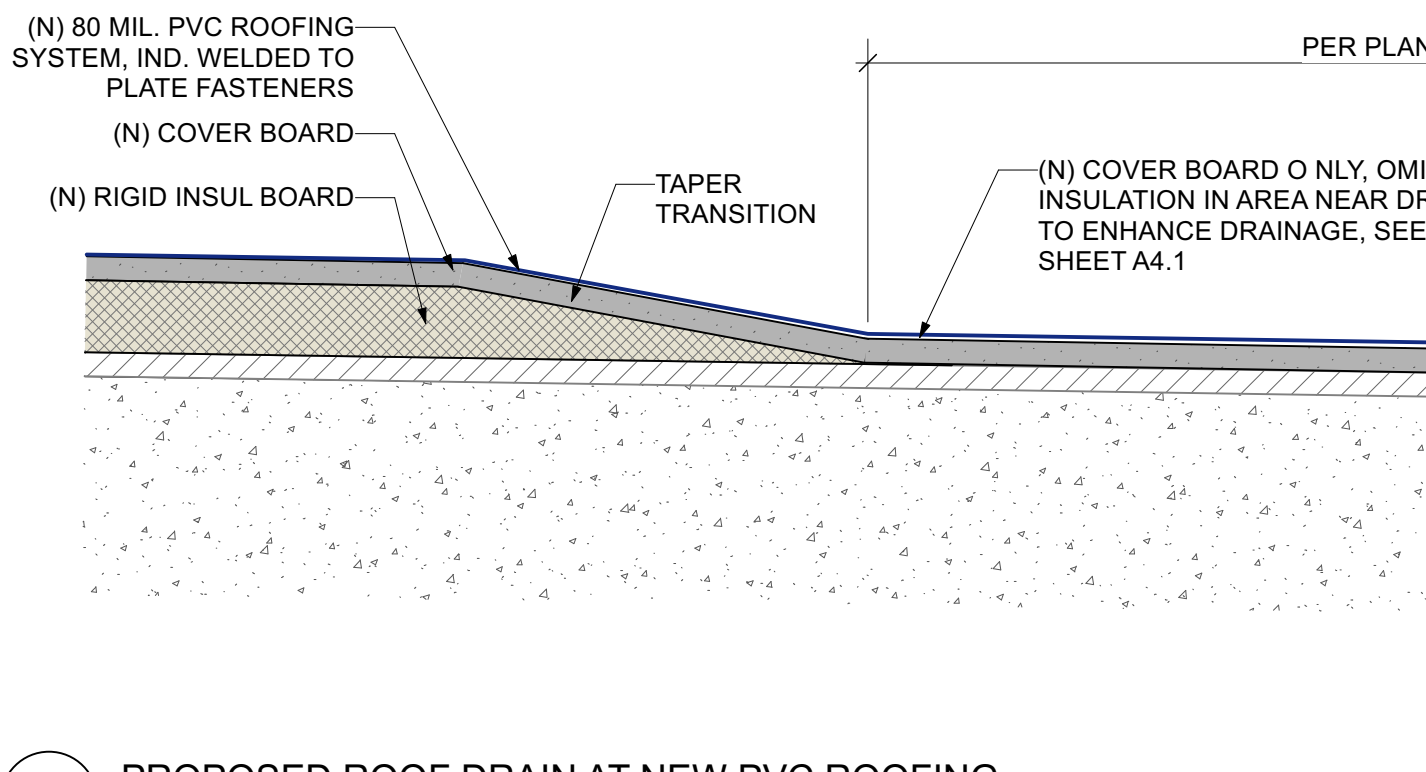




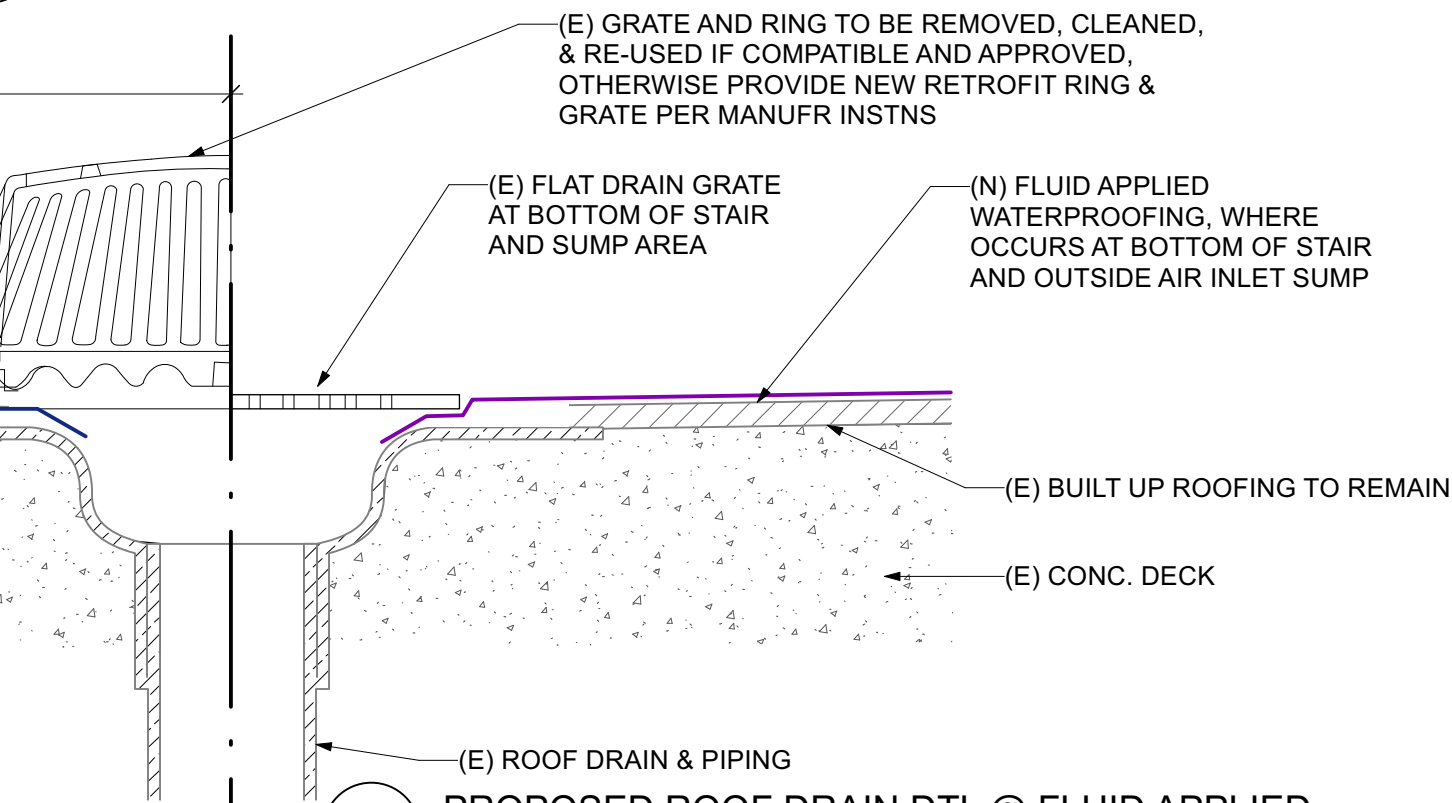
**18 PROPOSED GUARD RAIL BASE**  
Scale: 3" = 1'-0"



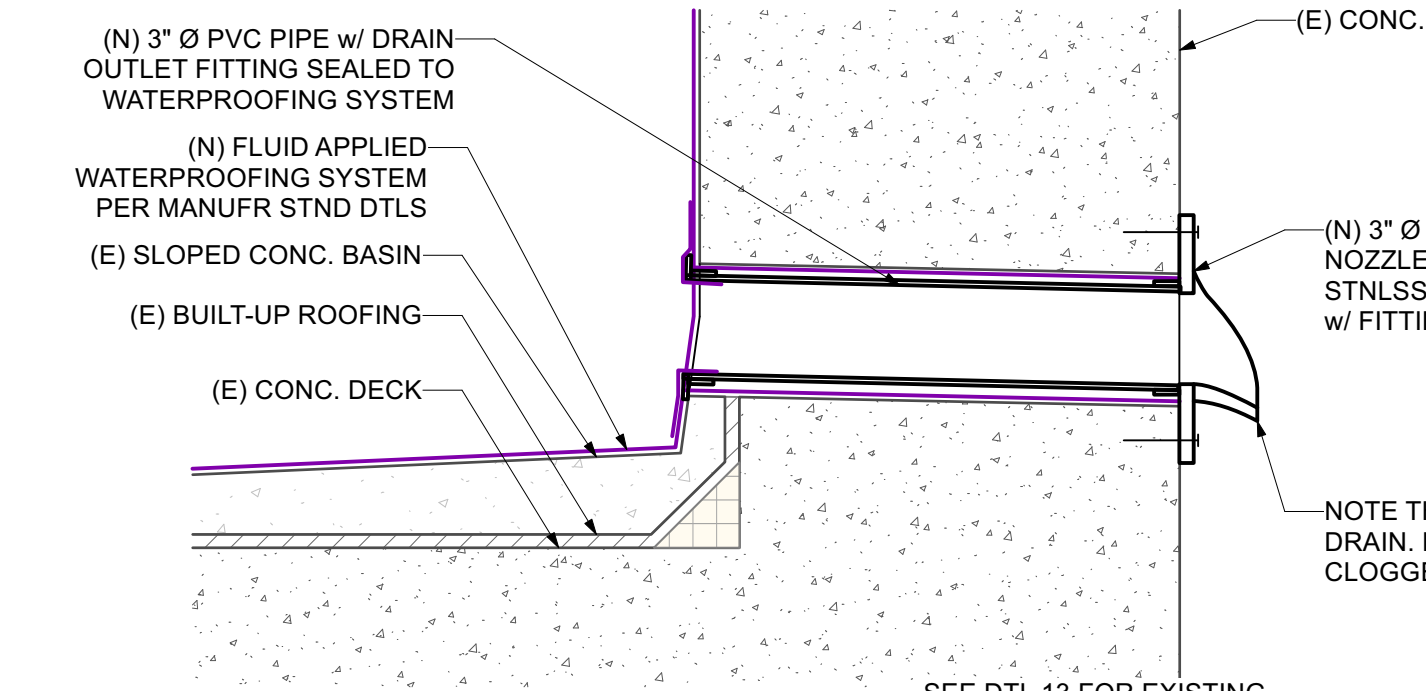
**17 CORNER FLASHINGS, TYPICAL**  
Scale: 3" = 1'-0"



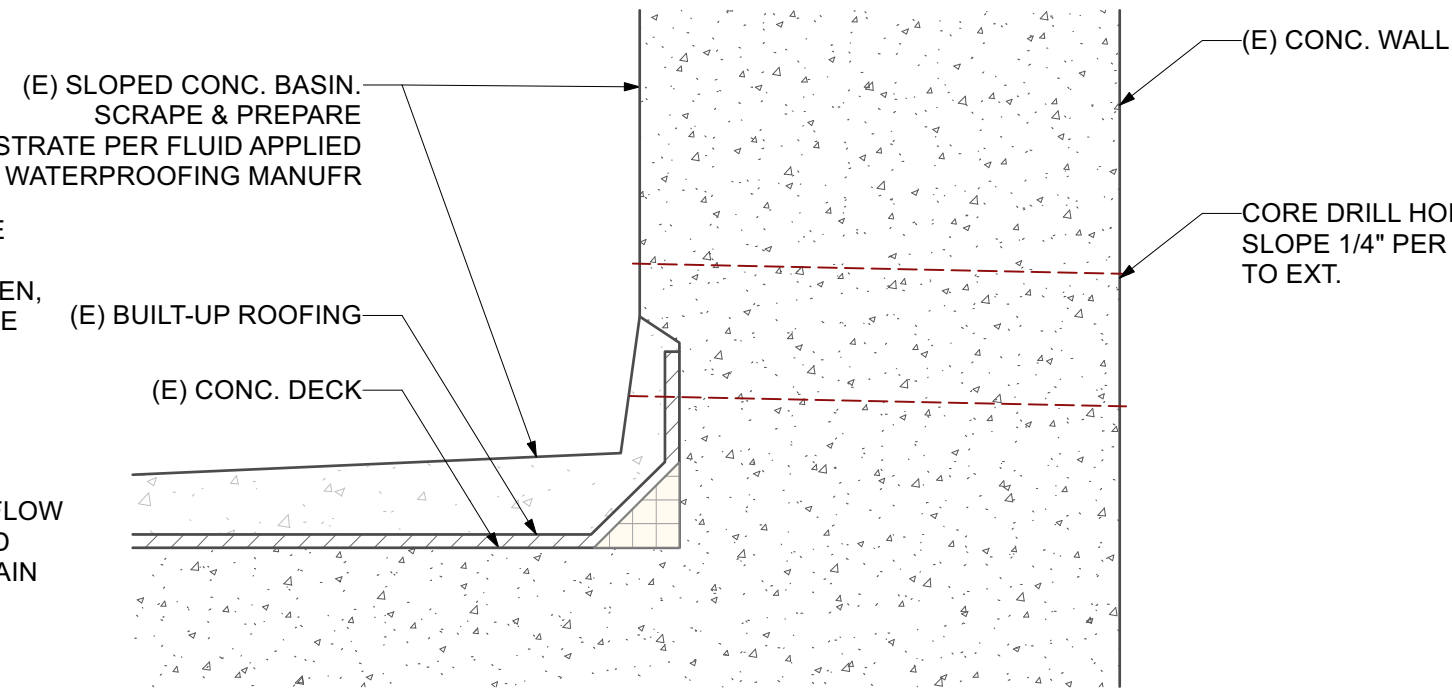
**16 PROPOSED ROOF DRAIN AT NEW PVC ROOFING**  
Scale: 3" = 1'-0"



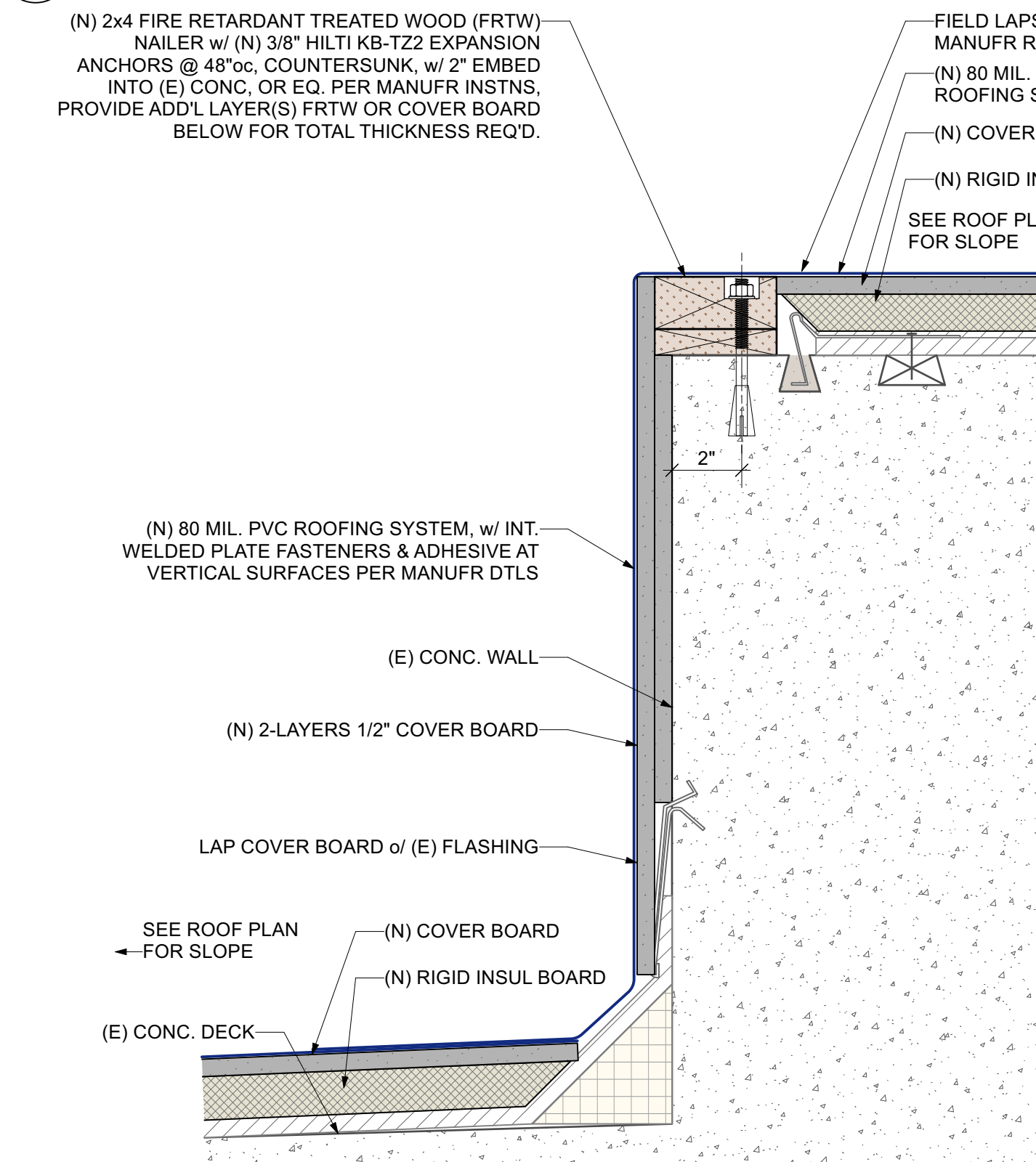
**15 PROPOSED ROOF DRAIN DTL @ FLUID APPLIED**  
Scale: 3" = 1'-0"



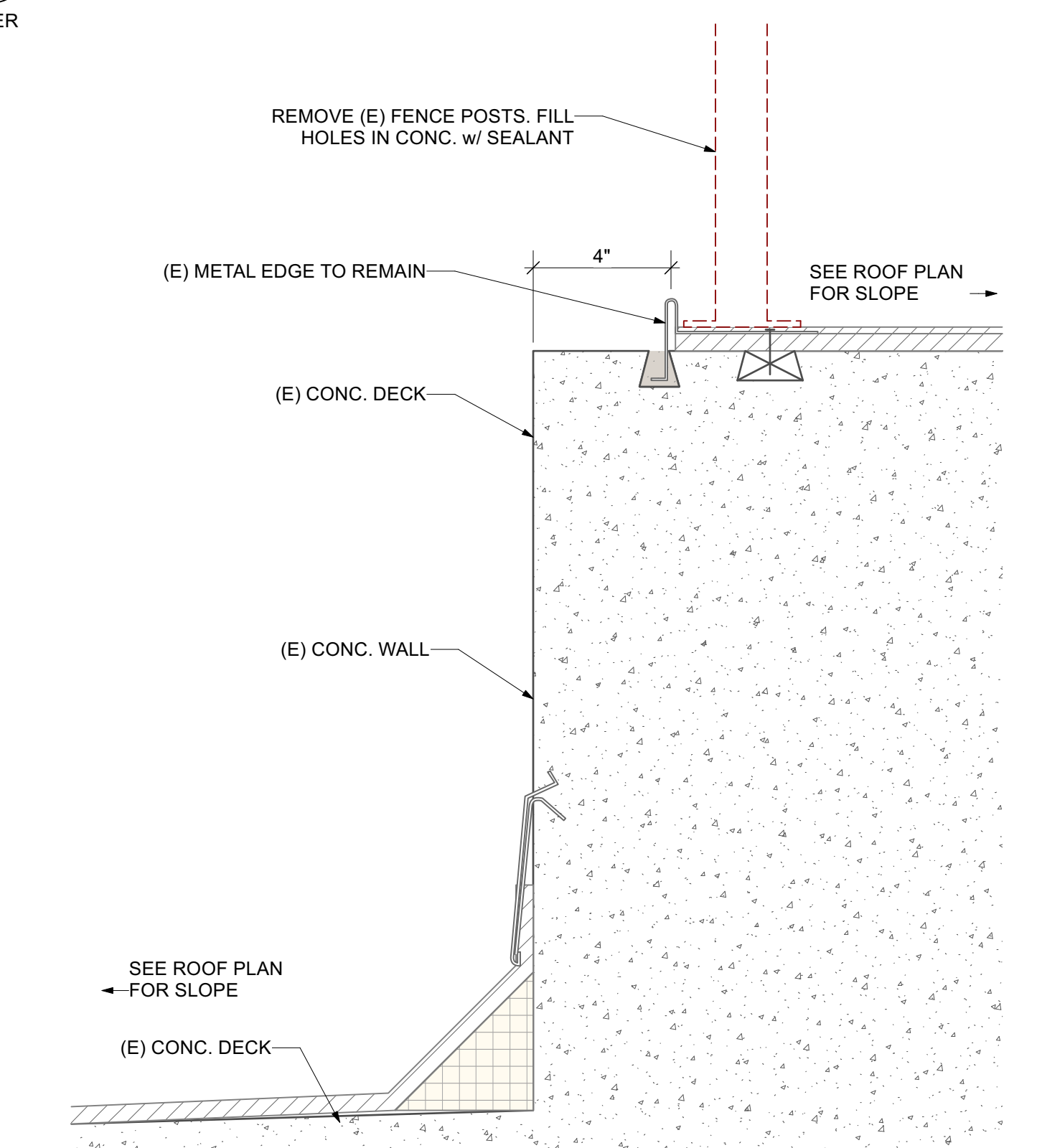
**14 PROPOSED OVERFLOW DRAIN THRU WALL AT SUMP AREA**  
Scale: 3" = 1'-0"



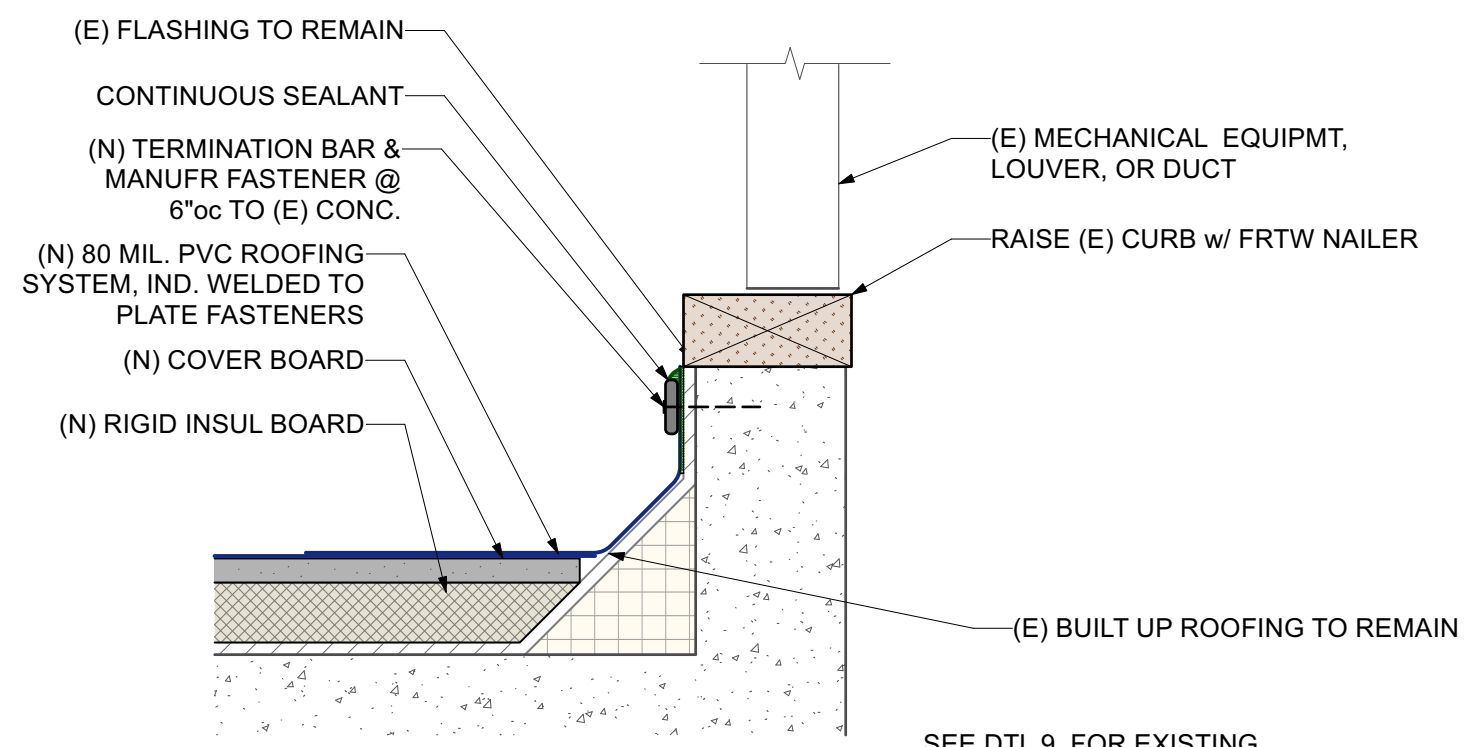
**13 EXISTING EXTERIOR WALL AT SUMP AREA**  
Scale: 3" = 1'-0"



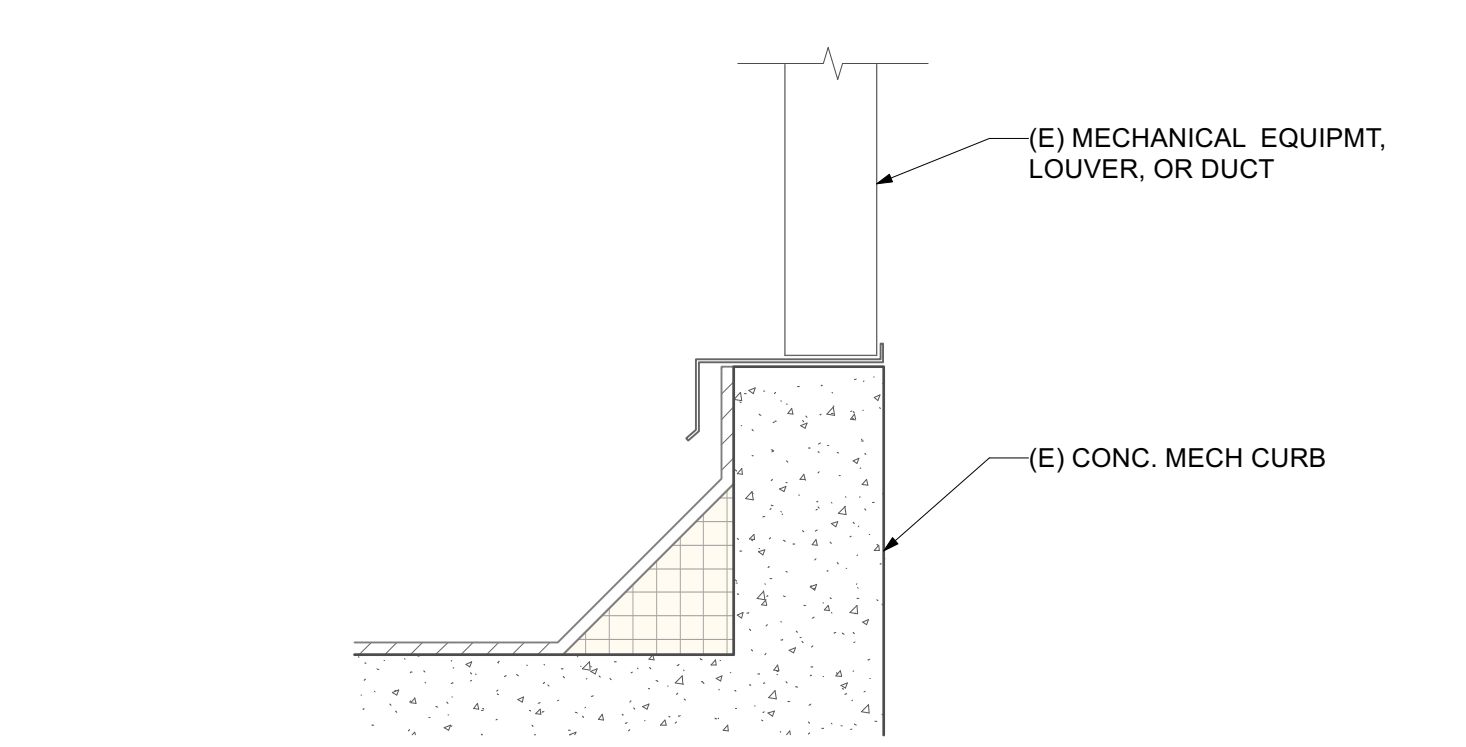
**12 PROPOSED TRANSITION AT GRIDLINE 5**  
Scale: 3" = 1'-0"



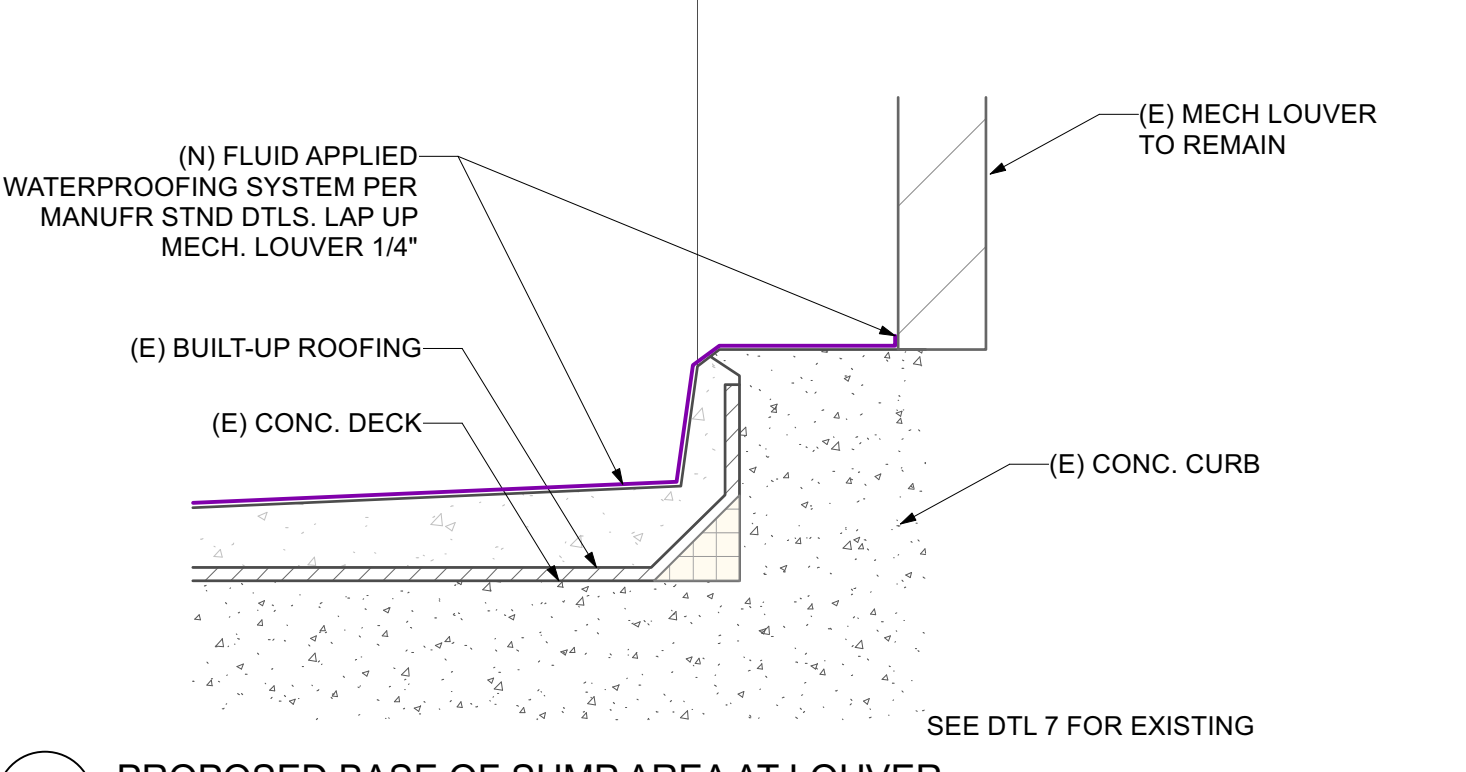
**11 EXISTING TRANSITION AT GRIDLINE 5**  
Scale: 3" = 1'-0"



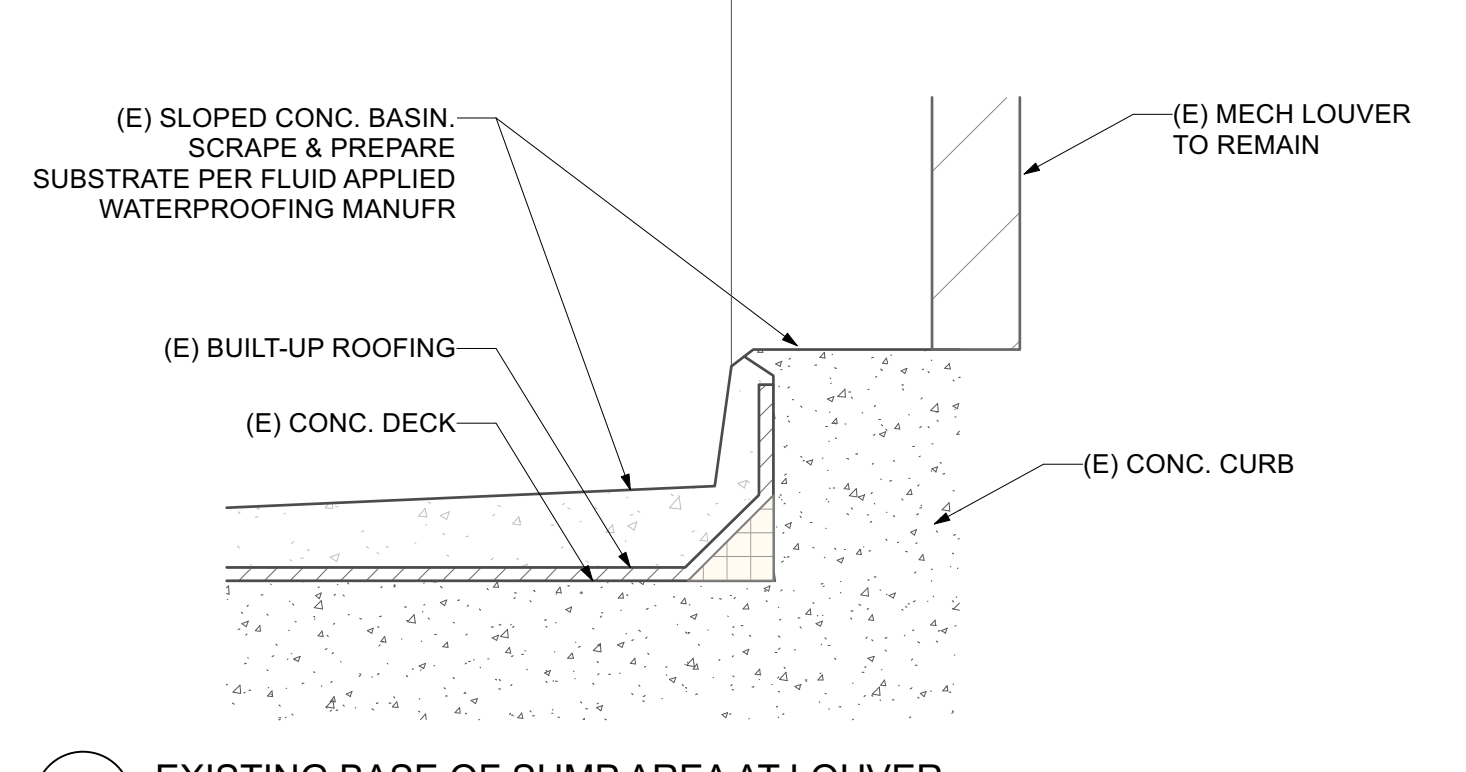
**10 PROPOSED CURB AT MECHANICAL, (E) FLASHING REMAINS**  
Scale: 3" = 1'-0"



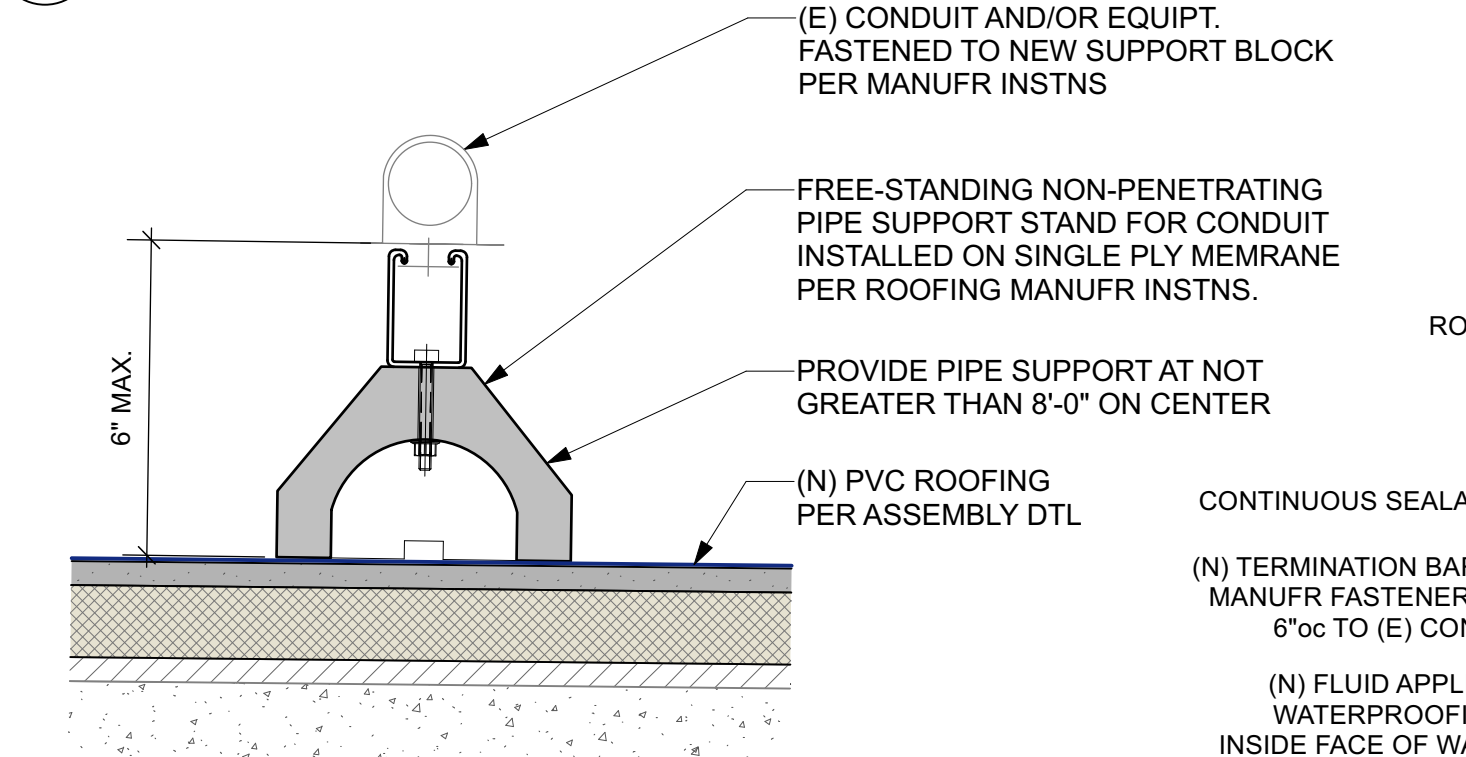
**9 EXISTING CURB AT MECHANICAL**  
Scale: 3" = 1'-0"



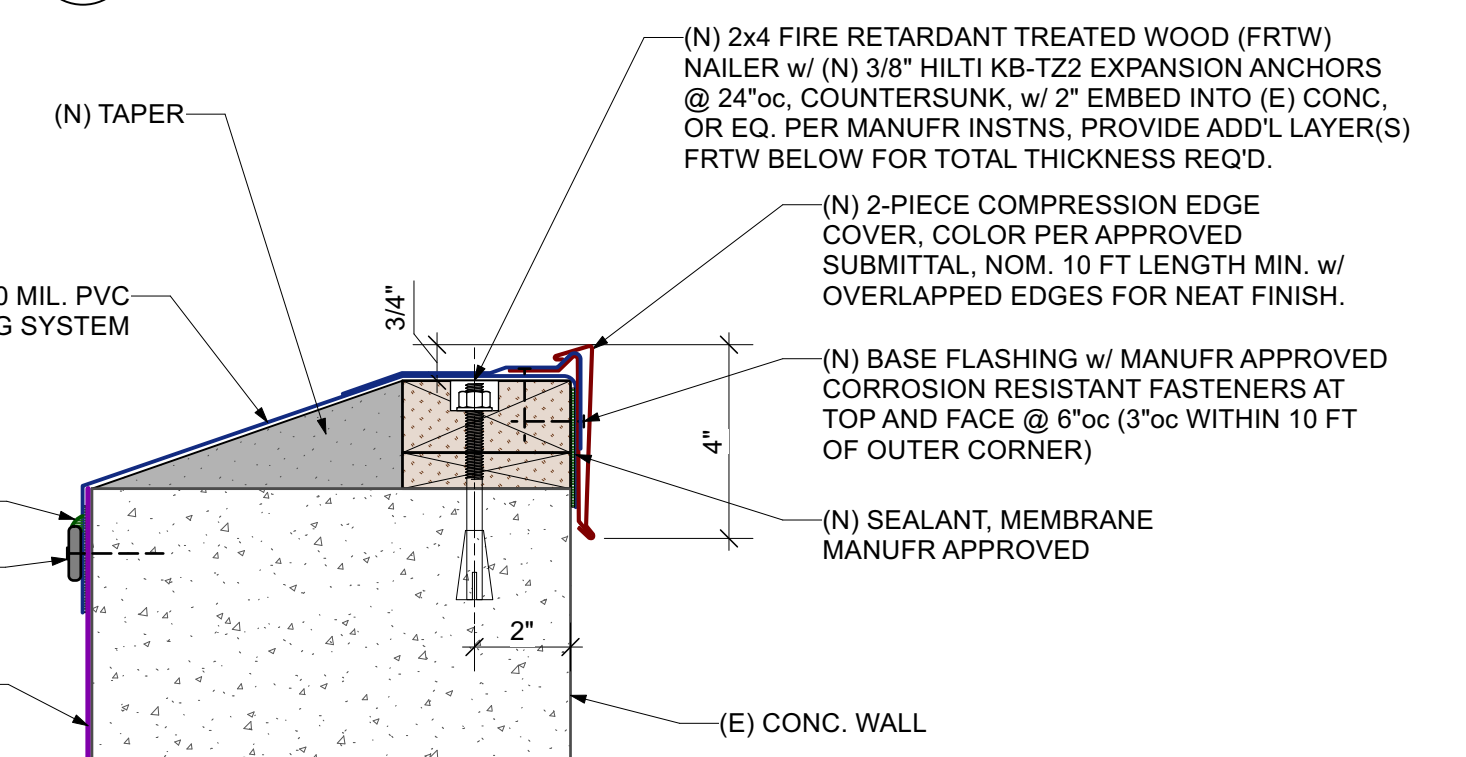
**8 PROPOSED BASE OF SUMP AREA AT LOUVER**  
Scale: 3" = 1'-0"



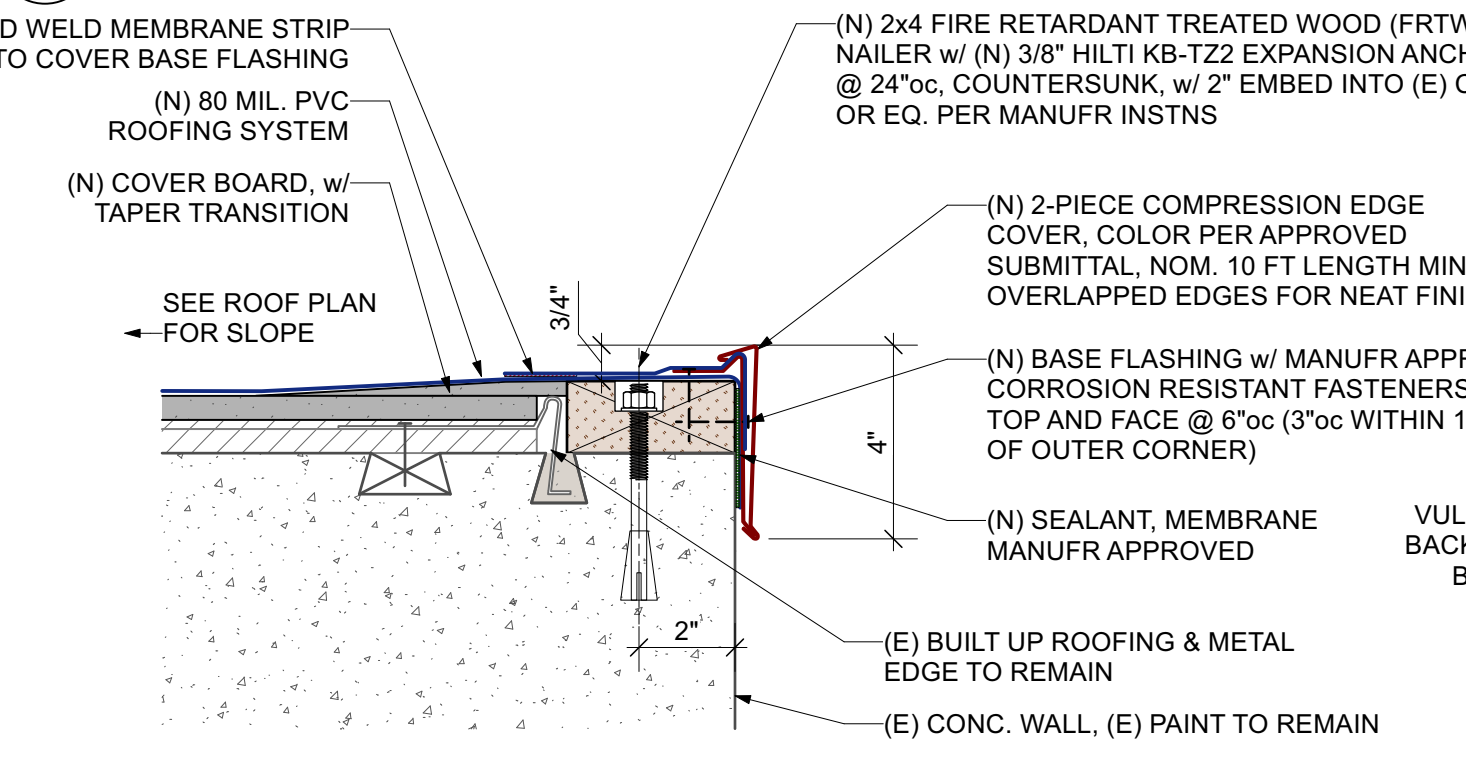
**7 EXISTING BASE OF SUMP AREA AT LOUVER**  
Scale: 3" = 1'-0"



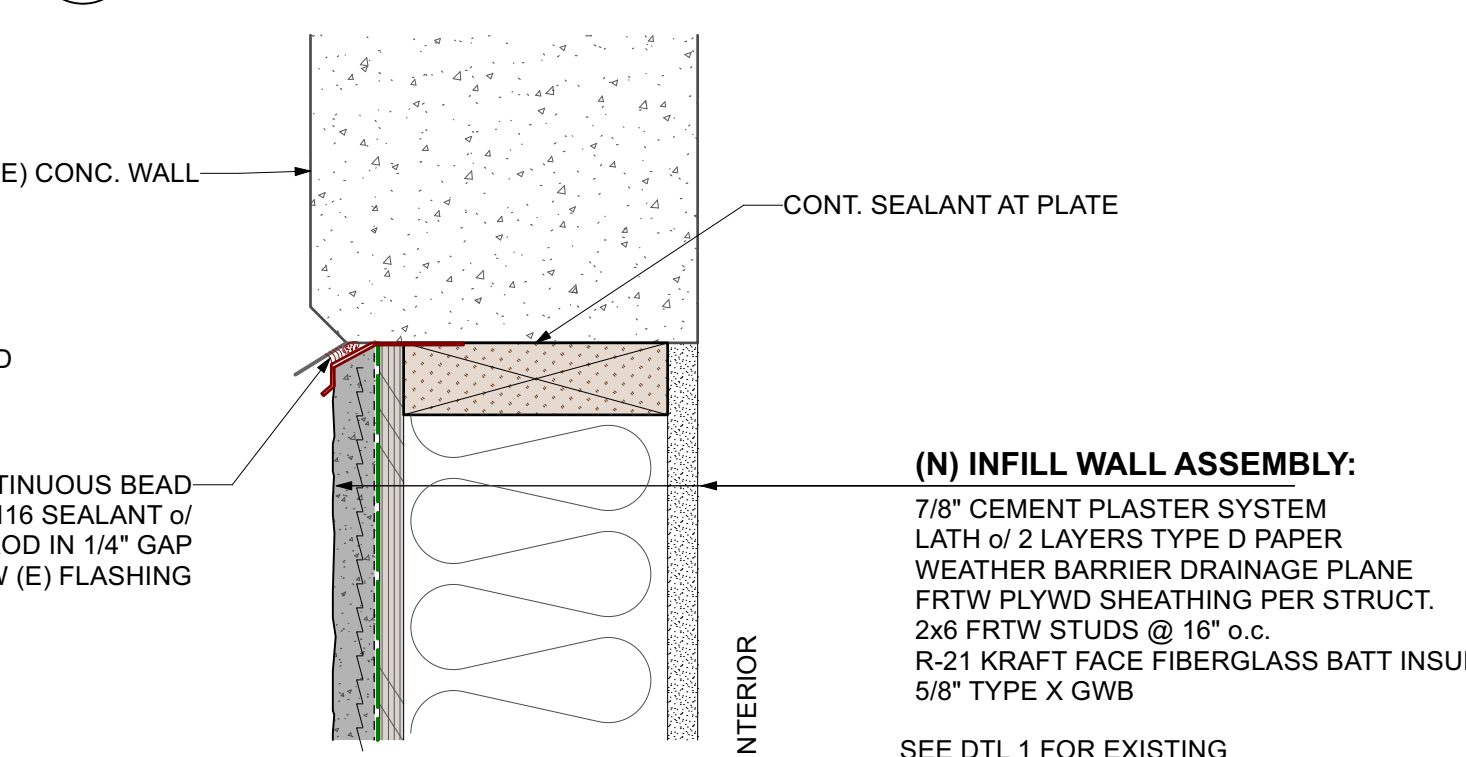
**6 PROPOSED ROOFTOP SUPPORT BLOCK DETAIL**  
Scale: 3" = 1'-0"



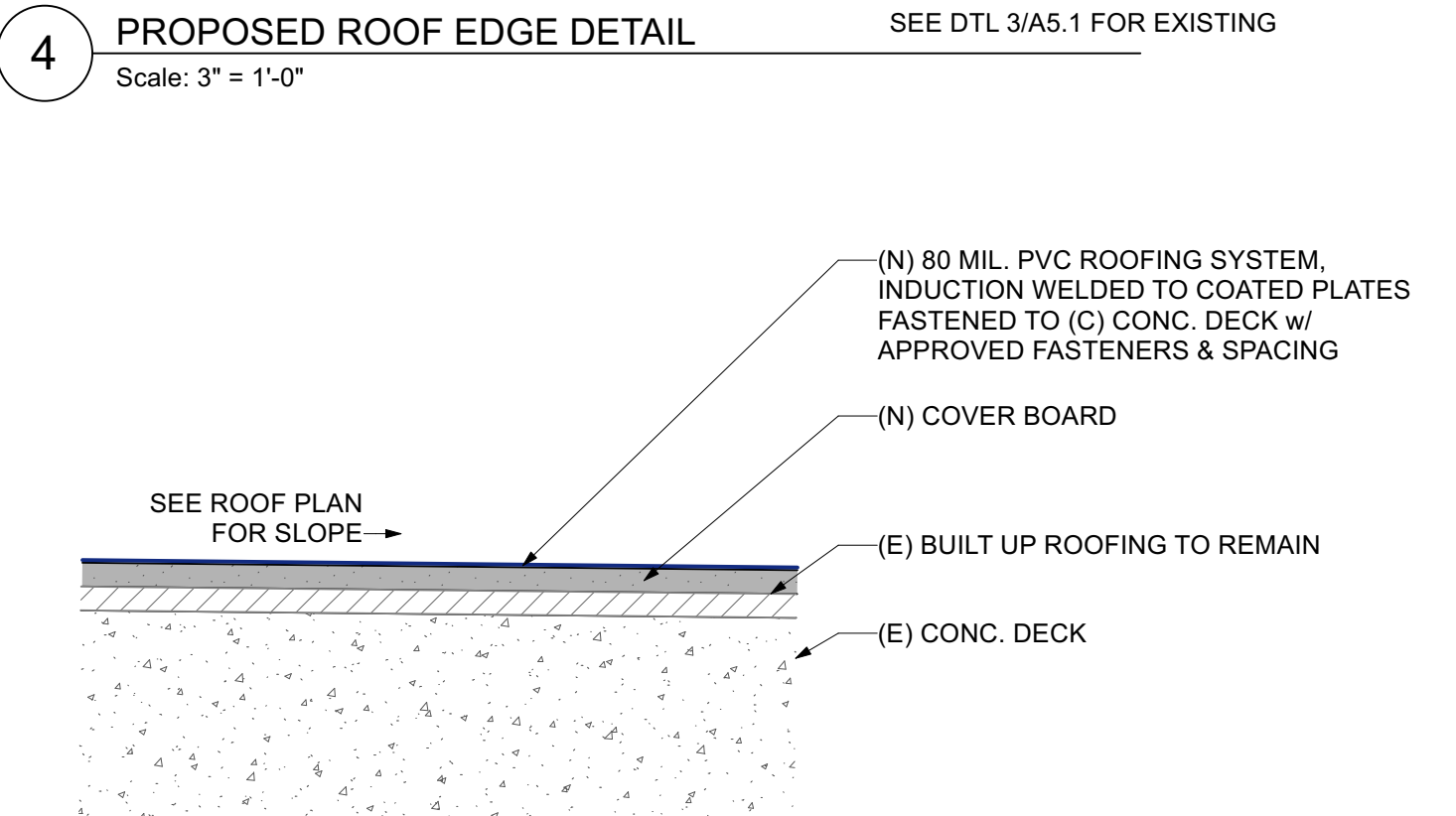
**5 PROPOSED EDGE DETAIL AT TOP OF SUMP WALL**  
Scale: 3" = 1'-0"



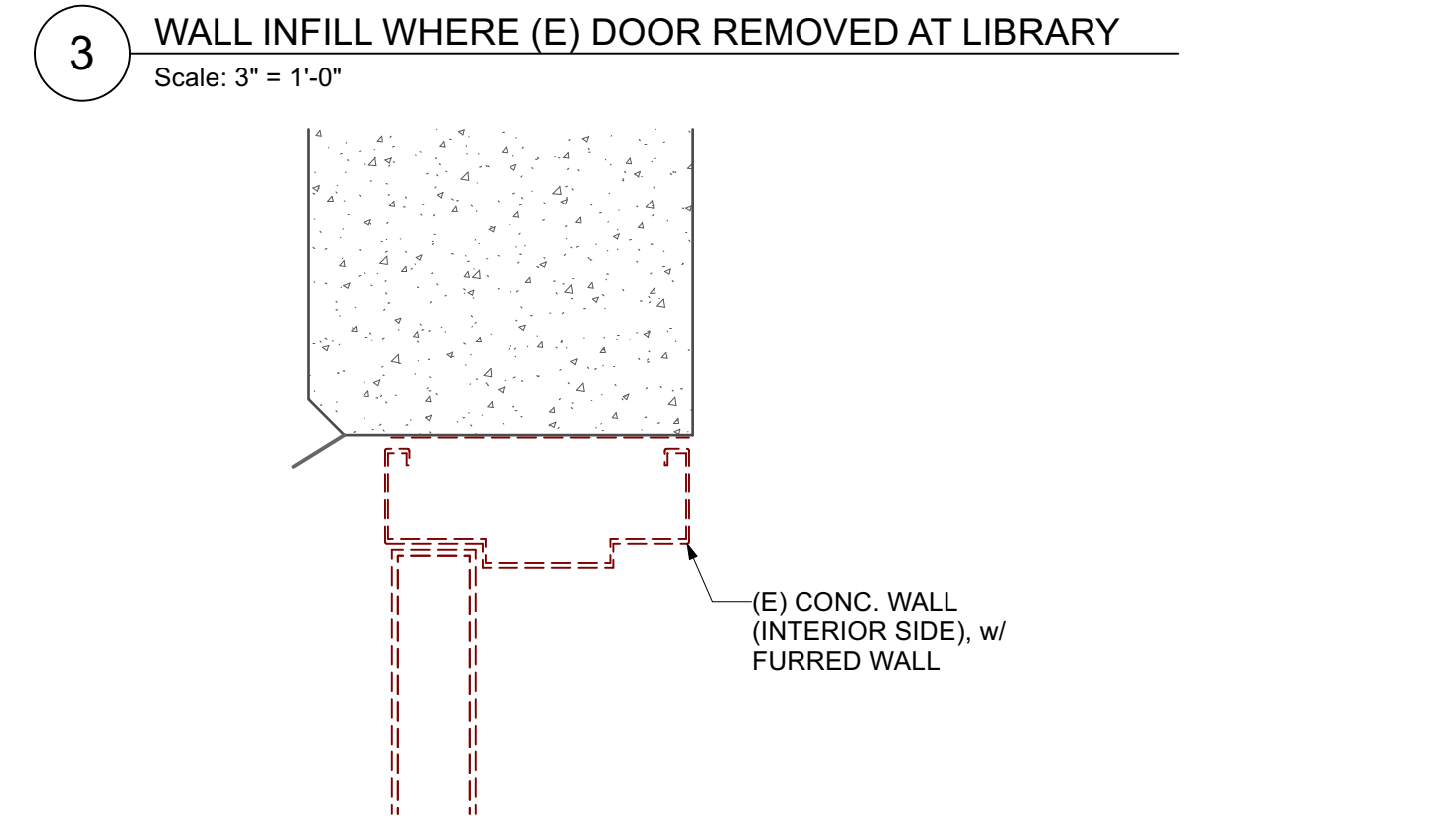
**4 PROPOSED ROOF EDGE DETAIL**  
Scale: 3" = 1'-0"



**3 WALL INFILL WHERE (E) DOOR REMOVED AT LIBRARY**  
Scale: 3" = 1'-0"



**2 PROPOSED ROOF ASSEMBLY (PENTHOUSE)**  
Scale: 3" = 1'-0"



**1 EXISTING DOOR TO BE REMOVED AT LIBRARY**  
Scale: 3" = 1'-0"





MCSORLEY ARCHITECTURE
garrett.mcsorley@gmail.com
PO Box 2472
McKinleyville, CA 95519
707.633.9283

PREPARED FOR:
COUNTY OF HUMBOLDT
PUBLIC WORKS
FACILITIES MANAGEMENT
1106 2ND STREET
EUREKA, CA 95501
707.445.7493

PROJECT NUMBER: 170245

COURTHOUSE RE-ROOF
COUNTY OF HUMBOLDT
825 5th STREET
EUREKA, CALIFORNIA 95540
APN: 001-191-002

ENERGY CODE

FOR PERMIT APPROVAL

06 SEPT 2023

Revisions:

Sheet No.

T1.1

BUILDING ENERGY ANALYSIS REPORT
PROJECT: Courthouse Re-Roof
Project Designer: McSorley Architecture
Report Prepared by: Anthony K. McQueeney
Job Number: 23208
Date: 9/5/2023

STATE OF CALIFORNIA
Envelope Component Approach
CERTIFICATE OF COMPLIANCE
Project Name: 23208 Courthouse Re-Roof
Report Page: (Page 1 of 6)
Date Prepared: 2023-09-05T12:15:23-04:00

Table with 4 columns: Item ID, Description, Value, and Unit. Includes general information like Project Location (Eureka), # of Stories (6), and Total Conditioned Floor Area (172186).

B. PROJECT SCOPE
This table specifies project envelope components within the permit application demonstrating compliance using the prescriptive paths outlined in 140.3/ 170.2 and 141.0(a)/ 180.1 and 141.0(b)/ 1 and 2/ 180.2 for additions and alterations.

Generated Date/Time: Documentation Software: Energy Code Ace
CA Building Energy Efficiency Standards - 2022 Nonresidential Compliance
Report Version: 2022.0.000
Compliance ID: 130793-0923-0002
Schema Version: rev 20220101
Report Generated: 2023-09-05 09:15:26

STATE OF CALIFORNIA
Envelope Component Approach
CERTIFICATE OF COMPLIANCE
Project Name: 23208 Courthouse Re-Roof
Report Page: (Page 2 of 6)
Date Prepared: 2023-09-05T12:15:23-04:00

B. PROJECT SCOPE
FOOTNOTE: Doors that are more than 25% glass in area are considered Glazed Doors and should be documented on table K with fenestration.

C. COMPLIANCE RESULTS
Table with 8 columns: Roof Assembly, Roofing Materials, Walls, Floors, Doors, Fenestration, Daylighting Spaces > 5,000ft², Compliance Results.

D. EXCEPTIONAL CONDITIONS
This table is auto-filled with uneditable comments because of selections made or data entered in tables throughout the form.

E. ADDITIONAL REMARKS
This table includes remarks made by the permit applicant to the Authority Having Jurisdiction.

F. ROOF ASSEMBLY SCHEDULE
Table with 10 columns: Tag/Plan Detail ID, Name/Description, Status, Exception to Roof Insulation Requirements, Occupancy Type.

Generated Date/Time: Documentation Software: Energy Code Ace
CA Building Energy Efficiency Standards - 2022 Nonresidential Compliance
Report Version: 2022.0.000
Compliance ID: 130793-0923-0002
Schema Version: rev 20220101
Report Generated: 2023-09-05 09:15:26

STATE OF CALIFORNIA
Envelope Component Approach
CERTIFICATE OF COMPLIANCE
Project Name: 23208 Courthouse Re-Roof
Report Page: (Page 3 of 6)
Date Prepared: 2023-09-05T12:15:23-04:00

F. ROOF ASSEMBLY SCHEDULE
Table with 10 columns: Tag/Plan Detail ID, Name/Description, Status, Exception to Roof Insulation Requirements, Occupancy Type.

FOOTNOTES: If any individual assembly is non-compliant, assemblies may show compliance using an area-weighted calculation. Metal building roofs may not be combined with other roof types.

G. RATED ROOFING MATERIAL (COOL ROOF)
Table with 10 columns: Tag/Plan Detail ID, Name/Description/Location, Status, Occupancy Type, Roof Slope, Roof Material, Compliance Method, Required Minimum Material Performance, Designed Material Performance, U-factor/R-value of Assembly.

Generated Date/Time: Documentation Software: Energy Code Ace
CA Building Energy Efficiency Standards - 2022 Nonresidential Compliance
Report Version: 2022.0.000
Compliance ID: 130793-0923-0002
Schema Version: rev 20220101
Report Generated: 2023-09-05 09:15:26

STATE OF CALIFORNIA
Envelope Component Approach
CERTIFICATE OF COMPLIANCE
Project Name: 23208 Courthouse Re-Roof
Report Page: (Page 4 of 6)
Date Prepared: 2023-09-05T12:15:23-04:00

H. WALL ASSEMBLY SCHEDULE
This section does not apply to this project.

I. FLOOR ASSEMBLY SCHEDULE
This section does not apply to this project.

J. EXTERIOR DOOR SCHEDULE
This section does not apply to this project.

K. FENESTRATION AND GLAZED DOOR SCHEDULE
This section does not apply to this project.

L. DAYLIGHT IN LARGE ENCLOSED SPACES
This section does not apply to this project.

M. DECLARATION OF REQUIRED CERTIFICATES OF INSTALLATION
Selections have been made based on information provided in this document. If any selection have been changed by the permit applicant, an explanation should be included in Table E Additional Remarks.

N. DECLARATION OF REQUIRED CERTIFICATES OF ACCEPTANCE
There are no NRCA forms required for this project.

Generated Date/Time: Documentation Software: Energy Code Ace
CA Building Energy Efficiency Standards - 2022 Nonresidential Compliance
Report Version: 2022.0.000
Compliance ID: 130793-0923-0002
Schema Version: rev 20220101
Report Generated: 2023-09-05 09:15:26

STATE OF CALIFORNIA
Envelope Component Approach
CERTIFICATE OF COMPLIANCE
Project Name: 23208 Courthouse Re-Roof
Report Page: (Page 5 of 6)
Date Prepared: 2023-09-05T12:15:23-04:00

O. DECLARATION OF REQUIRED CERTIFICATES OF VERIFICATION
There are no forms required for this project.

Generated Date/Time: Documentation Software: Energy Code Ace
CA Building Energy Efficiency Standards - 2022 Nonresidential Compliance
Report Version: 2022.0.000
Compliance ID: 130793-0923-0002
Schema Version: rev 20220101
Report Generated: 2023-09-05 09:15:26

STATE OF CALIFORNIA
Envelope Component Approach
CERTIFICATE OF COMPLIANCE
Project Name: 23208 Courthouse Re-Roof
Report Page: (Page 6 of 6)
Date Prepared: 2023-09-05T12:15:23-04:00

DOCUMENTATION AUTHOR'S DECLARATION STATEMENT
I certify that this Certificate of Compliance documentation is accurate and complete.
Documentation Author Name: Anthony McQueeney
Signature: Anthony K. McQueeney
Company: Abbey Technical Services
Address: 1125 18th St., Ste 216
City/State/Zip: Arcata, CA 95521
Phone: (707) 826-1433

RESPONSIBLE PERSON'S DECLARATION STATEMENT
I certify the following under penalty of perjury, under the laws of the State of California:
1. The information provided on this Certificate of Compliance is true and correct.
2. I am eligible under Division 3 of the Business and Professions Code to accept responsibility for the building design or system design identified on this Certificate of Compliance (responsible designer)
3. The energy features and performance specifications, materials, components, and manufactured devices for the building design or system design identified on this Certificate of Compliance conform to the requirements of Title 24, Part 1 and Part 6 of the California Code of Regulations.
4. The building design features or system design features identified on this Certificate of Compliance are consistent with the information provided on other applicable compliance documents, worksheets, calculations, plans and specifications submitted to the enforcement agency for approval with this building permit application.
5. I will ensure that a completed signed copy of this Certificate of Compliance shall be made available with the building permit(s) issued for the building, and made available to the enforcement agency for all applicable inspections. I understand that a completed signed copy of this Certificate of Compliance is required to be included with the documentation the builder provides to the building owner at occupancy.
Responsible Designer Name: Garrett McSorley
Signature: Garrett McSorley
Company: McSorley Architecture
Date Signed: 05 SEPT 2023
Address: P.O. Box 2472
City/State/Zip: McKinleyville, CA 95519
License: C-33283
Phone: (707) 633-9283

Generated Date/Time: Documentation Software: Energy Code Ace
CA Building Energy Efficiency Standards - 2022 Nonresidential Compliance
Report Version: 2022.0.000
Compliance ID: 130793-0923-0002
Schema Version: rev 20220101
Report Generated: 2023-09-05 09:15:26