




HUMBOLDT COUNTY COURTHOUSE ACCESSIBILITY IMPROVEMENTS

825 5TH STREET - EUREKA, CALIFORNIA

Copyright © 2023

All ideas, designs, arrangements and plans indicated or represented by this drawing are owned by and the property of NICHOLS MELBURG and ROSSETTO, and were created, conceived and developed for use on, and in connection with, the specified project. None of such ideas, designs, arrangements or plans shall be used by, or disclosed to any person, firm or corporation for any purpose whatsoever without the written permission of NICHOLS MELBURG and ROSSETTO.



NICHOLS
MELBURG

ROSSETTO
ARCHITECTS + ENGINEERS

300 KNOLLCREST DRIVE
REDDING, CA 96002
(530) 222-3300 (530) 222-3538 FAX
http://www.nmrdesign.com

KEY PLAN

GENERAL NOTES

GENERAL:

- ALL WORK AND MATERIALS SHALL BE IN FULL ACCORDANCE WITH ALL APPLICABLE ADOPTED ORDINANCES AND CODES. ANY DISCREPANCIES BETWEEN THESE CODES AND THE CONSTRUCTION DOCUMENTS SHOULD IMMEDIATELY BE BROUGHT TO THE ATTENTION OF THE COUNTY. THE CONSTRUCTION DOCUMENTS SHALL NOT BE CONSTRUED AS TO PERMIT WORK THAT DOES COMPLY WITH THESE CODES.
- DIMENSIONS SHALL TAKE PRECEDENCE OVER ITEMS AS GRAPHICALLY DEPICTED IN THESE DRAWINGS. DO NOT SCALE DRAWINGS. DIMENSIONS NOTED AS "CLEAN" (CLR) ARE TAKEN TO THE FACE OF FINISH MATERIALS. VERIFY DIMENSIONS OF PREFABRICATED AND MANUFACTURED ITEMS AND COORDINATE ROUGH OPENINGS ACCORDINGLY.
- WHERE CONSTRUCTION DETAILS ARE NOT SHOWN OR NOTED FOR ANY PART OF THE WORK, THE DETAILS SHALL BE THE SAME AS FOR OTHER SIMILAR WORK SHOWN ON DRAWINGS. IF SIMILAR WORK IS NOT DETAILED IN DRAWINGS, WORK SHALL FOLLOW INDUSTRY STANDARDS AND MANUFACTURER'S RECOMMENDATIONS AS ACCEPTABLE TO THE COUNTY.
- ALL CONSTRUCTION SHALL BE IN STRICT CONFORMANCE WITH MANUFACTURER'S LATEST PUBLISHED SPECIFICATIONS AND INSTRUCTIONS. ALL DISCREPANCIES BETWEEN THESE SPECIFICATIONS AND INSTRUCTIONS AND THE CONTRACT DOCUMENTS, SHALL BE BROUGHT TO THE ATTENTION OF THE COUNTY IN WRITING PRIOR TO COMMENCING WORK.
- VERIFY ALL DIMENSIONS, EXISTING UTILITY LOCATIONS, AND EXISTING CONDITIONS AFFECTED BY THE CONTRACT PRIOR TO STARTING CONSTRUCTION. ANY DISCREPANCIES OR INCONSISTENCIES FOUND SHALL BE BROUGHT TO THE COUNTY'S ATTENTION BEFORE WORK PROCEEDS.
- AT WALLS INDICATED AS BEING OF FIRE-RATED CONSTRUCTION WHERE PROTECTION OF OPENINGS REQUIRED, MAINTAIN FIRE-RESISTIVE WALL CONSTRUCTION AT BUILT-IN FIXTURES AS REQUIRED BY APPLICABLE CODES.

CODES / STANDARDS

APPLICABLE CODES:

ALL WORK PERFORMED & PRODUCTS FURNISHED SHALL COMPLY AS APPLICABLE WITH THE LATEST REGULATIONS OF:

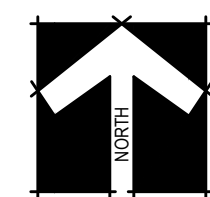
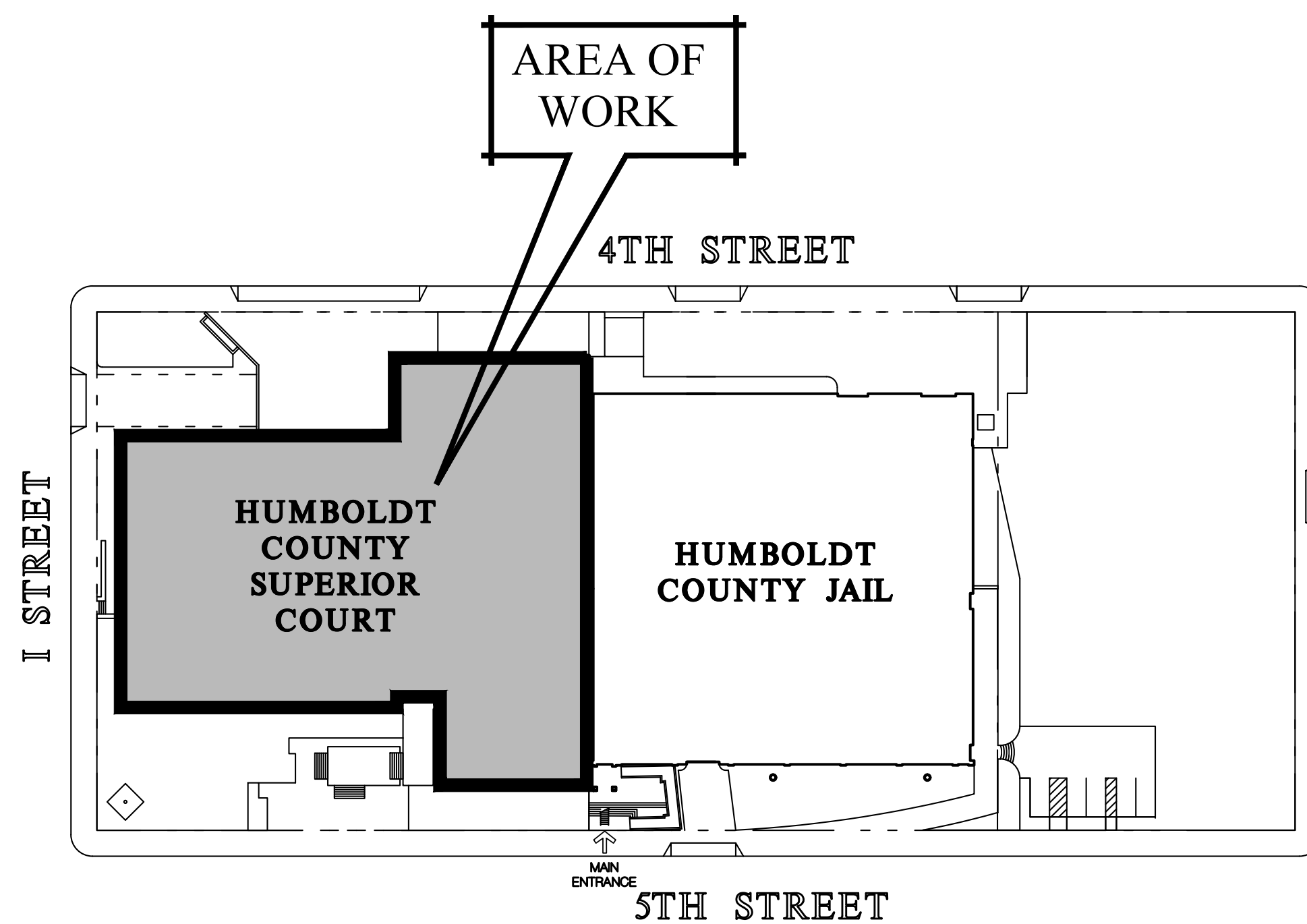
- TITLE 19 C.C.R., PUBLIC SAFETY, STATE FIRE MARSHAL REGULATIONS
- 2019 BUILDING STANDARDS ADMINISTRATIVE CODE, PART 1, TITLE 24 C.C.R.
- 2019 CALIFORNIA BUILDING CODE (CBC), PART 2, TITLE 24 C.C.R.
- 2019 CALIFORNIA ELECTRICAL CODE (CEC), PART 3, TITLE 24 C.C.R.
- 2019 CALIFORNIA MECHANICAL CODE (CMC), PART 4, TITLE 24 C.C.R.
- 2019 CALIFORNIA PLUMBING CODE (CPC), PART 5, TITLE 24 C.C.R.
- 2019 CALIFORNIA ENERGY CODE, PART 6, TITLE 24 C.C.R.
- 2019 CALIFORNIA FIRE CODE, PART 9, TITLE 24 C.C.R.
- 2019 CALIFORNIA EXISTING BUILDING CODE, PART 10, TITLE 24 C.C.R.
- 2019 CALIFORNIA GREEN BUILDING STANDARDS CODE, PART 11, TITLE 24 C.C.R.
- 2019 CALIFORNIA REFERENCED STANDARDS CODE, PART 12, TITLE 24 C.C.R.

APPLICABLE STANDARDS:

ALL WORK PERFORMED & PRODUCTS FURNISHED SHALL COMPLY AS APPLICABLE WITH THE LATEST REGULATIONS OF:

- 2019 NFPA 13 AUTOMATIC SPRINKLER SYSTEMS (CALIFORNIA AMENDED)
- 2013 NFPA 14 INSTALLATION OF STANDPIPE AND HOSE SYSTEMS (CALIFORNIA AMENDED)
- 2013 NFPA 20, PUMPS FOR FIRE PROTECTION
- 2013 NFPA 24, FIRE SERVICE MAINS (CALIFORNIA AMENDED)
- 2013 NFPA 72 NATIONAL FIRE ALARM CODE (CALIFORNIA AMENDED)
- ADA REGULATION FOR TITLE II - 2010 - STANDARDS FOR ACCESSIBILITY DESIGN, U.S. DEPT. OF JUSTICE, CIVIL RIGHTS DIVISION.

SITE PLAN



SITE PLAN

SCALE: 1" = 60'-0"



DRAWING INDEX

GENERAL			
G001	COVER SHEET	A750	DETAILS
G002	LIFE SAFETY REVIEW		
ARCHITECTURAL			
A001	STAGING & WORK PROTOCOLS	A900	TYP. PARTITION DETAILS
A002	WORK PHASING PLANS	A901	TYP. PARTITION DETAILS
A003	WORK PHASING PLANS		
A009	ACCESSIBILITY REQUIREMENTS		
A140	SCHEDULES & SCHEDULE NOTES		
A201	GROUND FLOOR RESTROOM WORK - RM. #G10 & RM. #G11		
A211	1ST FLOOR RESTROOM WORK - RM. #122 & RM. #123		
A212	1ST FLOOR RESTROOM WORK - RM. #106 & RM. #107		
A221	2ND FLOOR RESTROOM WORK - RM. #208 & RM. #209		
A222	2ND FLOOR RESTROOM WORK - RM. #228 & RM. #229		
A231	3RD FLOOR RESTROOM WORK - RM. #315 & RM. #316		
A232	3RD FLOOR RESTROOM WORK - RM. #319 & RM. #320		
A233	3RD FLOOR RESTROOM WORK - RM. #317 & RM. #318		
A241	4TH FLOOR RESTROOM WORK - RM. #404 & RM. #405		
A242	4TH FLOOR RESTROOM ELEVATIONS - RM. #404 & RM. #405		
A251	5TH FLOOR RESTROOM WORK - RM. #504 & RM. #505		

PROJECT DATA

EXISTING BUILDING AREA:	
BASEMENT:	53,106 S.F.
GROUND FLOOR:	33,062 S.F.
FIRST FLOOR:	31,585 S.F.
SECOND FLOOR:	32,862 S.F.
THIRD FLOOR:	28,721 S.F.
FOURTH FLOOR:	14,280 S.F.
FIFTH FLOOR:	13,570 S.F.

TOTAL: 207,186 S.F.

PROJECT AREA: 3,680 S.F.

PRIMARY OCCUPANCY: BUSINESS B
SECONDARY OCCUPANCIES: A-3; I-3; H-2

CONSTRUCTION TYPE: TYPE II, FULLY SPRINKLERED

NUMBER OF EXITS: 8

ALLOWABLE STORIES: 6 (CBC TABLE 504.4)
STORIES: 6 (EXISTING)

ALLOWABLE HEIGHT (CBC TABLE 504.3): 85'-0"
HEIGHT: 78'-6" (EXISTING)

PROJECT DESCRIPTION

PROJECT DESCRIPTION:

THIS PROJECT IS LOCATED IN HUMBOLDT COUNTY, IN THE CITY OF EUREKA. IT CONSISTS OF ACCESSIBILITY IMPROVEMENTS TO THE EXISTING COURTHOUSE.

FIRE INSPECTION

- FIRE DEPARTMENT TO PERFORM INSPECTION & APPROVAL OF FIRE ALARM AND FIRE SPRINKLERS

DEFERRED SUBMITTALS

- FIRE ALARM SYSTEM ALTERATIONS


NOTES

- SPECIAL INSPECTION BY A 3rd PARTY CASP INSPECTOR TO APPROVE UPGRADES PRIOR TO FINAL INSPECTION

VICINITY MAP



LICENSE STAMPS



PROJECT NAME

ACCESSIBILITY IMPROVEMENTS

FOR

HUMBOLDT COUNTY
COURTHOUSE

825 5TH STREET
EUREKA, CALIFORNIA

SHEET TITLE

COVER SHEET

DRAWING STATUS

CONSTRUCTION DOCUMENTS

REVISIONS

Sym.	DESCRIPTION	By	Date
▲	BACK CHECK #1	TAJ	11/2/22
▲	BACK CHECK #2	TAJ	1/30/22

Drawn By	TAJ
Checked By	
Date Drawn	2/15/2023
Scale	AS NOTED
Job No.	17-6430

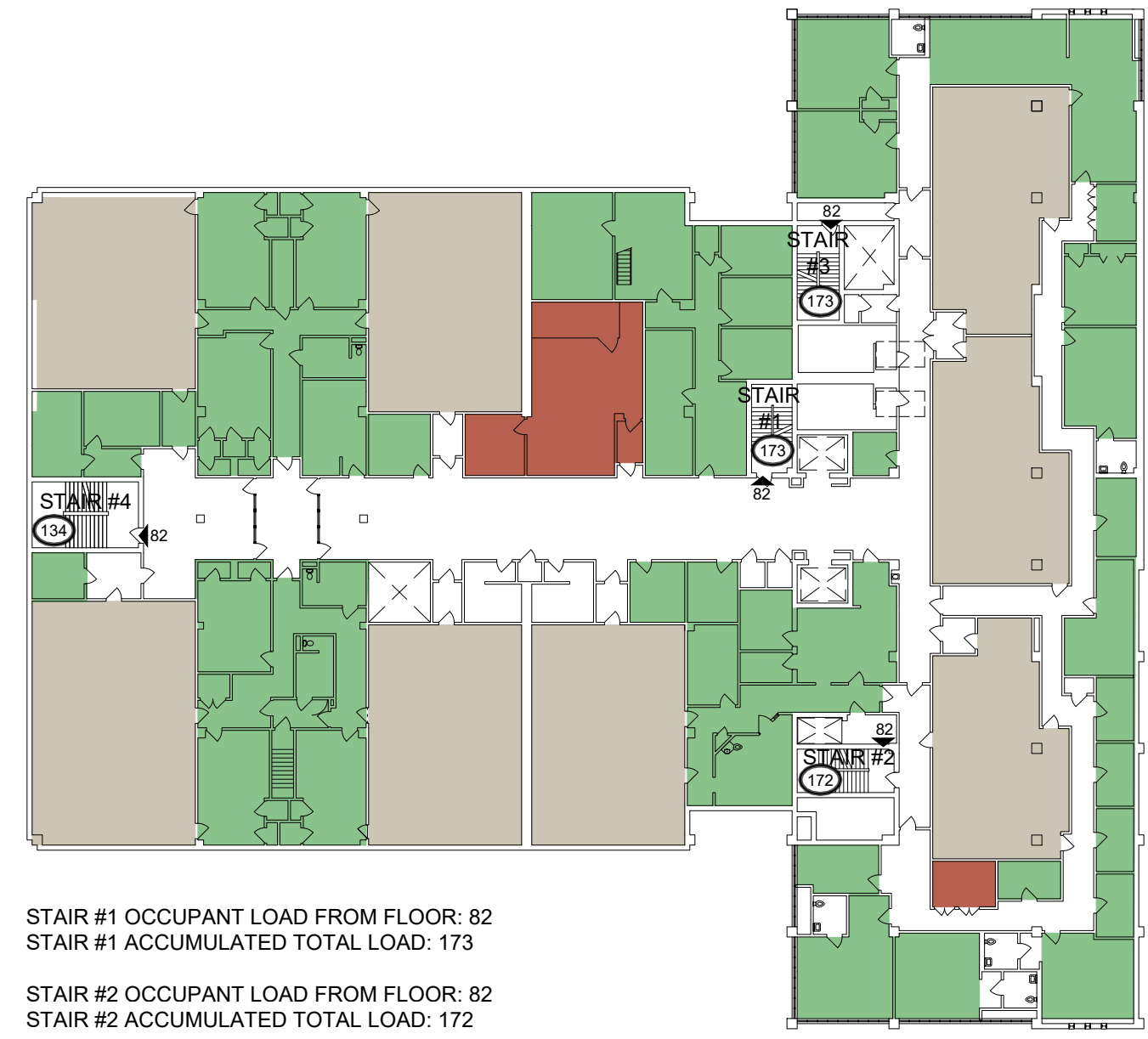
SHEET No.

G001

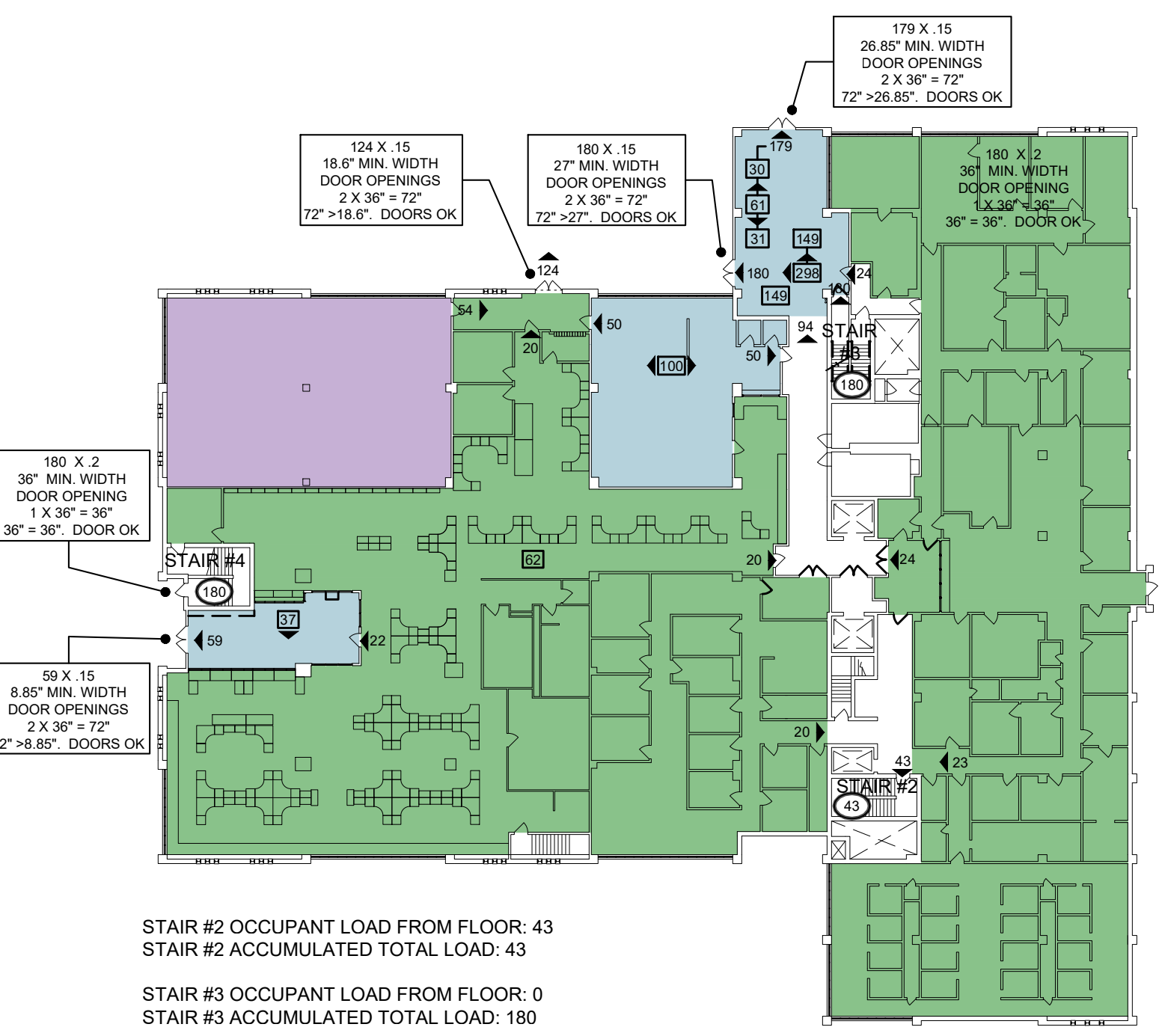
	OCCUPANT LOAD TYPE	OCCUPANCY AREA (S.F.)	OCCUPANT LOAD FACTOR	TOTAL OCCUPANTS
BASEMENT FLOOR	BUSINESS	2,575	150	18
	MECHANICAL	3,600	300	12
	INDUSTRIAL	1,375	100	14
	ACCESSORY STORAGE	7,706	300	26
	PARKING GARAGE	28,288	200	142
	LOCKERS	647	50	13
BASEMENT FLOOR TOTAL OCCUPANT LOAD				225
GROUND FLOOR	BUSINESS	22,841	150	153
	ASSEMBLY - UNCONCENTRATED	2,956	15	198
	LIBRARY - READING ROOM	2,656	50	54
BASEMENT FLOOR TOTAL OCCUPANT LOAD				405
FIRST FLOOR	BUSINESS	21,775	150	146
	ASSEMBLY - UNCONCENTRATED	1,561	15	104
FIRST FLOOR TOTAL OCCUPANT LOAD				250
SECOND FLOOR	BUSINESS	11,692	150	78
	MECHANICAL	992	300	4
	COURTROOM	9,875	40	247
	SECOND FLOOR TOTAL OCCUPANT LOAD			
THIRD FLOOR	BUSINESS	13,207	150	88
	MECHANICAL	2,729	300	9
	ASSEMBLY - UNCONCENTRATED	814	15	55
	LIBRARY - READING ROOM	2,343	50	47
	LIBRARY - STACKS	349	100	4
	KITCHEN	468	200	3
THIRD FLOOR TOTAL OCCUPANT LOAD				206
FOURTH FLOOR	BUSINESS	9,634	150	65
	MECHANICAL	359	300	2
FOURTH FLOOR TOTAL OCCUPANT LOAD				67
FIFTH FLOOR	BUSINESS	8,561	150	58
	MECHANICAL	1,607	300	6
FIFTH FLOOR TOTAL OCCUPANT LOAD				64
TOTAL BUILDING OCCUPANT LOAD				1,547



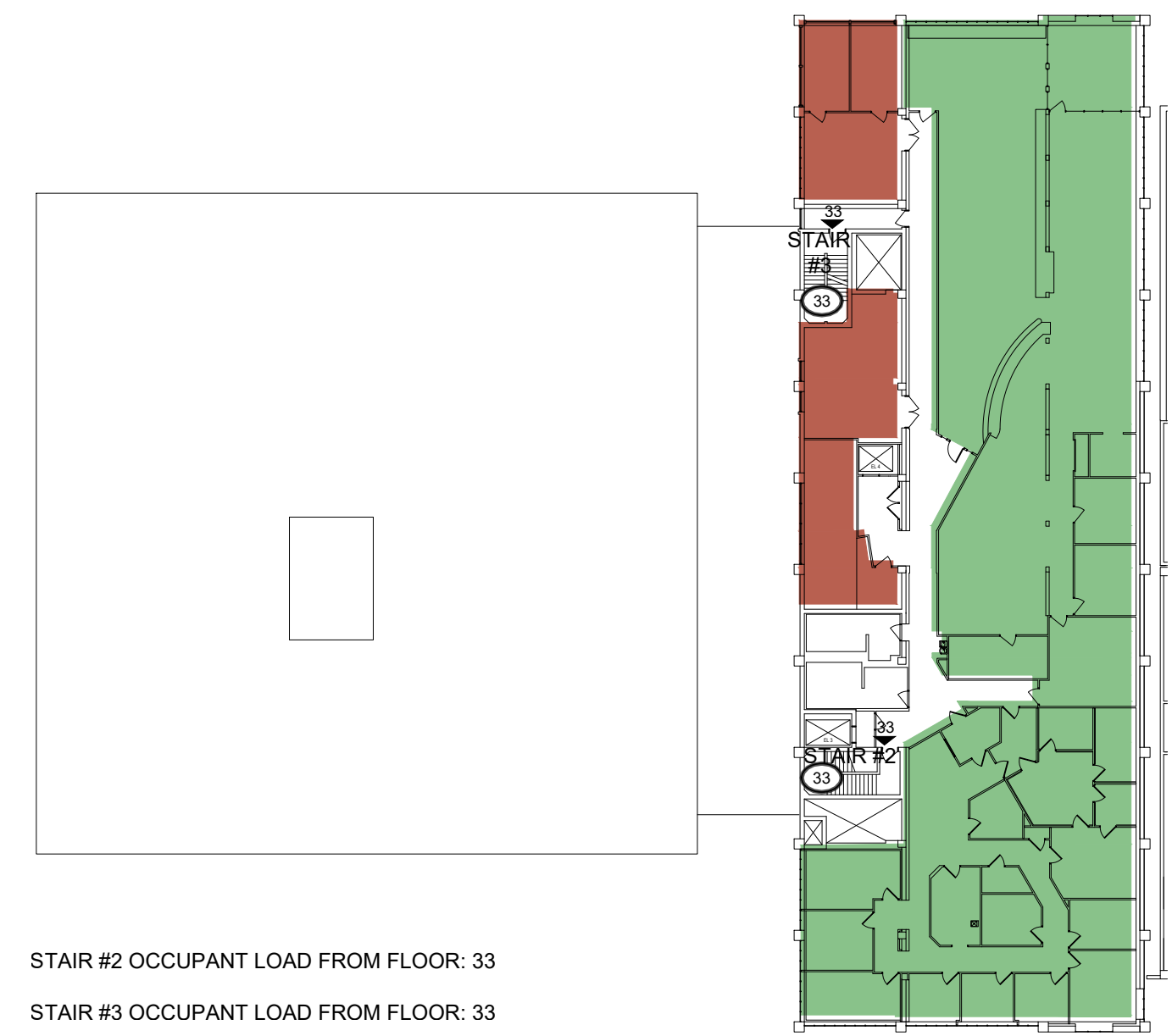
FOURTH FLOOR



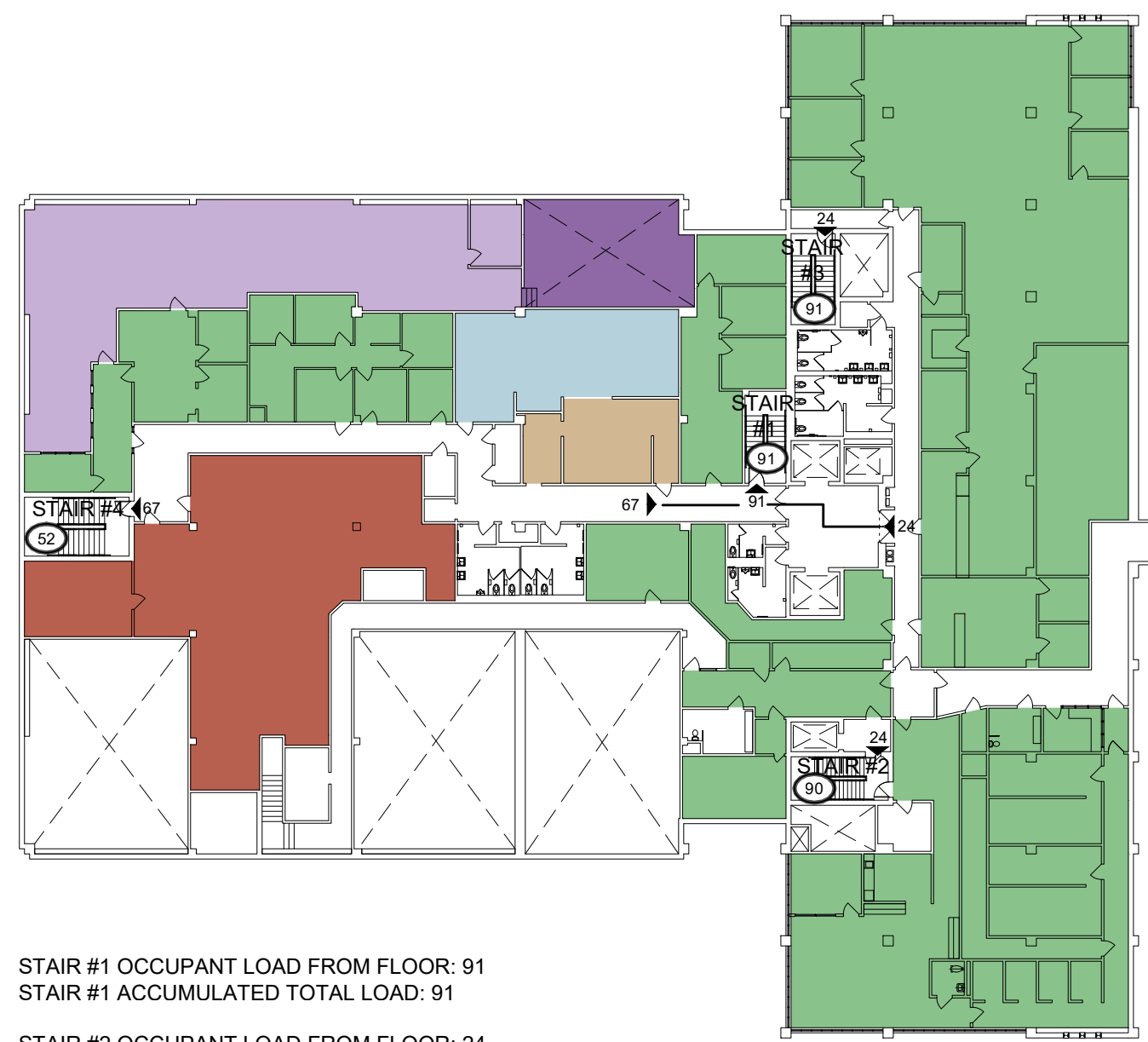
SECOND FLOOR



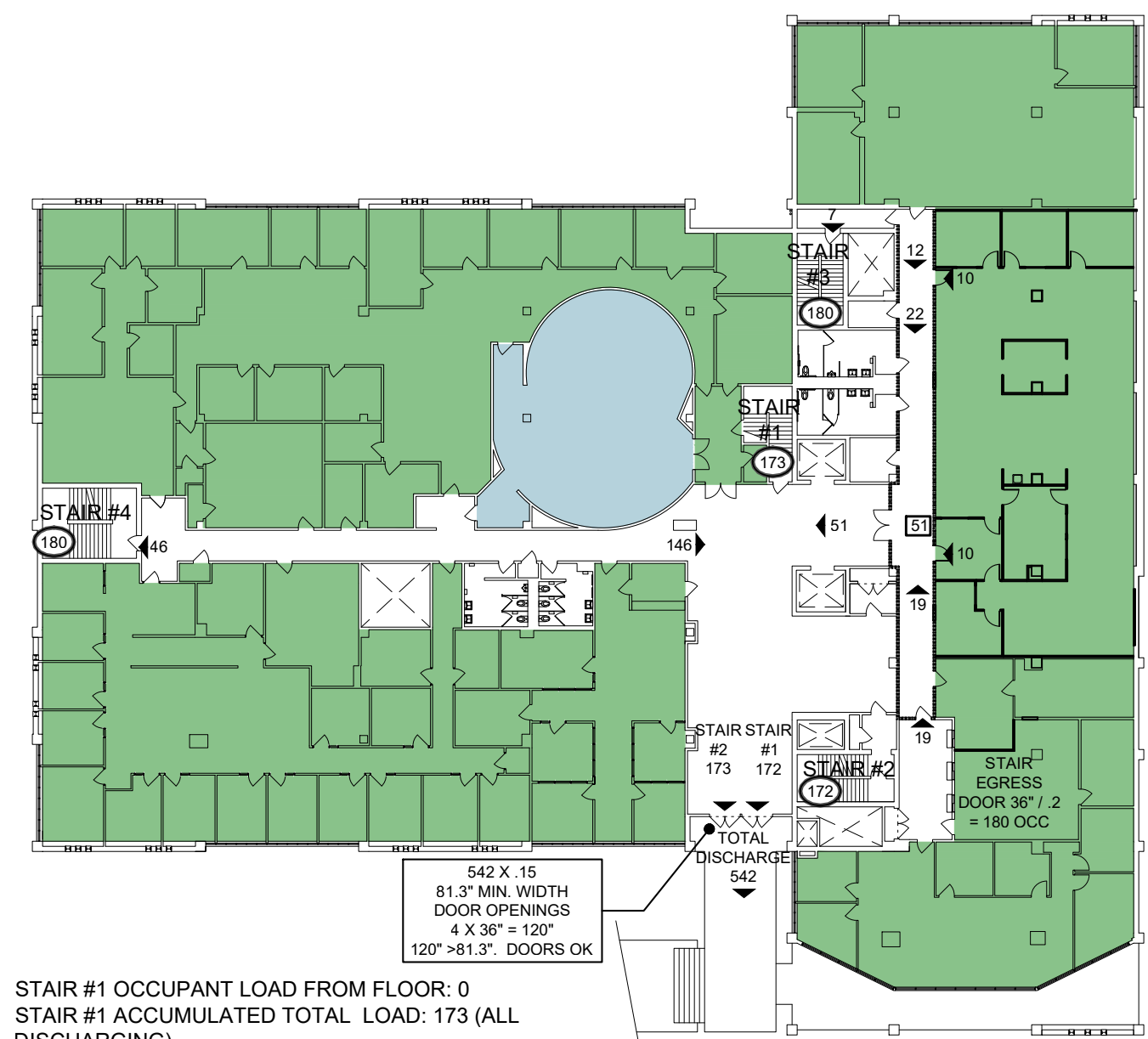
GROUND FLOOR



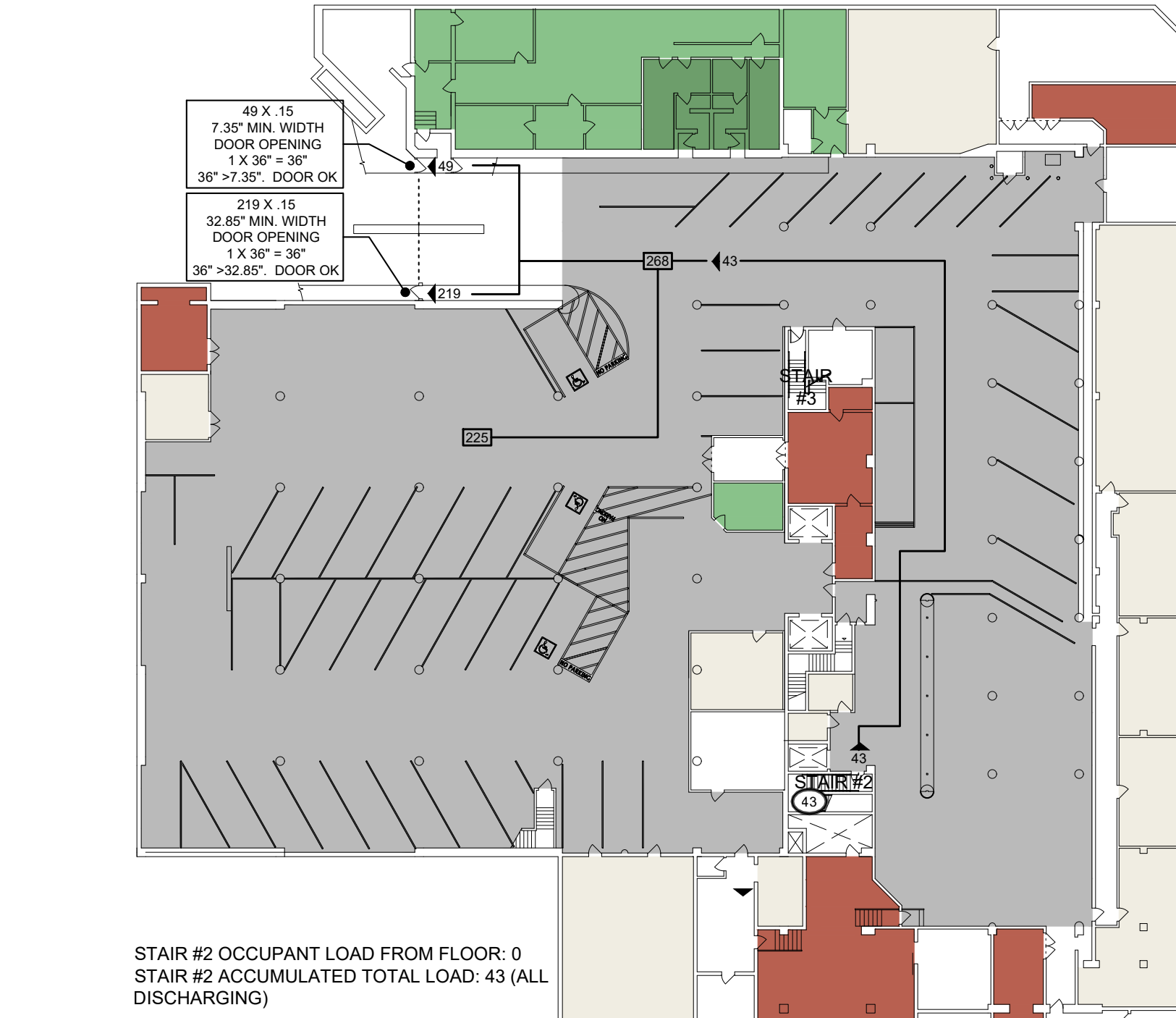
FIFTH FLOOR



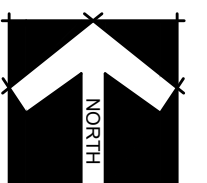
THIRD FLOOR



FIRST FLOOR



BASEMENT FLOOR



LIFE SAFETY PLANS

SCALE: 1/32" = 1'-0"

Logn Name: Devin C
 Plt Date: March 06, 2023 - 1:19 pm
 File Name: \\NWREDC01-RS2\NWREDC01\Projects\06050\06050\06050\Drawings\06050\CHLIFE SAFETY PLANS.dwg
 User: NWREDC01-RS2\NWREDC01\Projects\06050\06050\06050\Drawings\06050\CHLIFE SAFETY PLANS.dwg
 PERS: \\NWREDC01-RS2\NWREDC01\Projects\06050\06050\06050\Drawings\06050\CHLIFE SAFETY PLANS.dwg

Copyright © 2023

NICHOLS MELBURG ROSSETTO ARCHITECTS + ENGINEERS
 300 KNOLOCREST DRIVE
 REDDING, CA 96002
 (530) 222-3300 (530) 222-3538 FAX
<http://www.nmrdesign.com>

KEY PLAN

LICENSE STAMPS

PROJECT NAME
ACCESSIBILITY IMPROVEMENTS
 FOR
HUMBOLDT COUNTY COURTHOUSE
 826 5TH STREET
 EUREKA, CALIFORNIA

SHEET TITLE
LIFE SAFETY PLANS

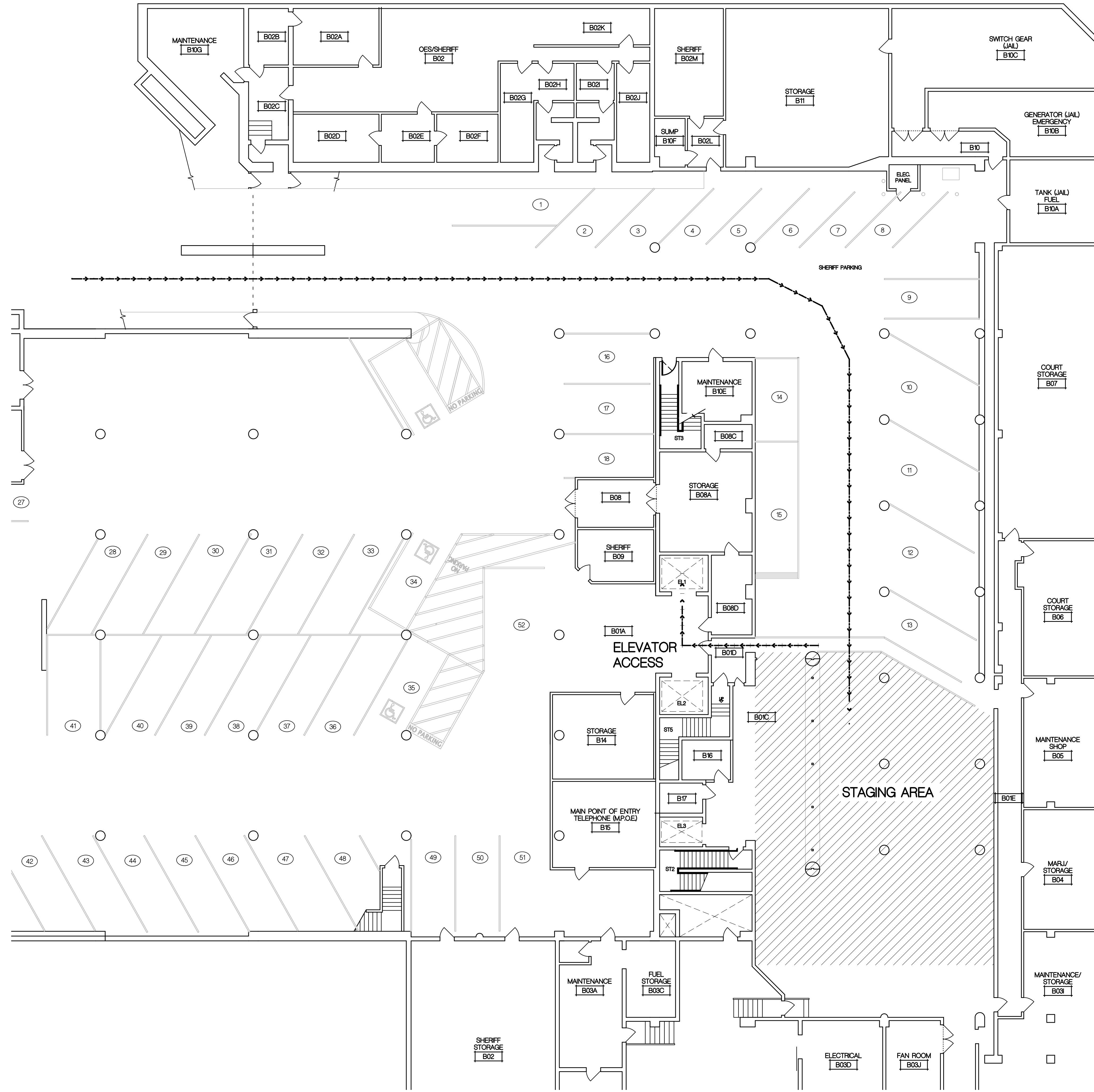
DRAWING STATUS
CONSTRUCTION DOCUMENTS

REVISIONS
 Sym. Description By Date

Drawn By	QL
Checked By	DRC
Date Drawn	2/15/2023
Scale	1/16" = 1'-0"
Job No.	17-6430

SHEET No.
G002

LogIn Name: Dawn C
 Pct Date: March 06, 2023 - 2:18 pm
 Plo Name: \\NMBP005\S201\MELB\Projects\825\5th\825 Courthouse\Drawings\HC CHL_A001_Plan\tag
 PEPS: \\NMBP005\S201\MELB\Projects\825\5th\825 Courthouse\Drawings\HC CHL_A001_Plan\tag



BASEMENT - STAGING PLAN

SCALE: NTS

**CONTRACTOR WORK
ACCESS SHIFTS**

CONTRACTOR WORK SHIFTS AS INDICATED BELOW:

MONDAY THRU FRIDAY:
BUSINESS HOURS

WORK THAT REQUIRES NOISE, SUCH AS DEMOLITION IS LIMITED TO:
AFTER BUSINESS HOURS
AND WEEKENDS


**FACILITY CLEARANCE &
CONTRACTOR ACCESS PROTOCOL**

- PRIOR TO FACILITY ACCESS, CONTRACTOR AND ALL SUB-CONTRACTORS AND EMPLOYEES WHO MAY BE WORKING INSIDE SHALL SUBMIT A "FACILITY CLEARANCE APPLICATION FORM" AVAILABLE FOR PICK-UP AT THE SECOND FLOOR FACILITY ADMINISTRATION RECEPTION AREA, LOCATED ON THE 5TH STREET SIDE OF THE FACILITY. THE CORRECTIONAL FACILITY WILL REVIEW THE APPLICATIONS AND CREATE A PRE-APPROVED CONTRACTOR LIST THAT WILL BE LOCATED AT THE PRE-PROCESSING CONTRACTOR CHECK-IN. CONTRACTOR MAY OBTAIN A COPY OF THE PRE-APPROVED LIST FROM ADMINISTRATION.
- THE MAIN CONTRACTOR ACCESS SHALL BE THROUGH 1 STREET* VEHICLE DOORS.
- ONCE INSIDE THE BASEMENT, CONTRACTOR TO ENTER THE FACILITY THROUGH THE ELEVATOR.
- CONTRACTOR WILL MEET WITH THE DUTY SHIFT SUPERVISOR AT THE SECURITY STATION AND PRESENT THEIR PERSONAL IDENTIFICATION, EITHER A CALIFORNIA DRIVERS LICENSE OR PASSPORT AND INFORM THE SHIFT SUPERVISOR OF THEIR WORK ASSIGNMENT AND LOCATION WITHIN THE FACILITY.
- THE SHIFT SUPERVISOR WILL CHECK THE PRE-APPROVED CONTRACTOR LIST AND ASSIGN ALL CONTRACTORS "CLIP-ON VISITOR PASSES" WHICH SHALL BE VISIBLY WORN BY ALL CONTRACTORS AND EMPLOYEES WHILE INSIDE THE FACILITY, FOR SAFETY AND SECURITY.
- IN THE EVENT OF AN EMERGENCY, ALL FACILITY GUIDELINES AND EVACUATIONS SHALL BE FOLLOWED PER FACILITY POLICES AND PROCEDURES.
- CONTRACTOR WILL MEET WITH A WORK CREW LEADER OR COURTHOUSE OFFICER WHO WILL ESCORT THEM TO THEIR APPROPRIATE WORK LOCATION. ALL TOOLS AND EQUIPMENT SHALL BE IDENTIFIED AND INVENTORIED FOR SAFETY AND SECURITY.
- UPON COMPLETION OF WORK SHIFT, CONTRACTORS AND ALL TOOLS AND EQUIPMENT SHALL BE ACCOUNTED FOR. ALL TOOLS SHALL BE REMOVED FROM THE FACILITY OR PLACED IN A DESIGNATED SECURE LOCATION. THE SECURE LOCATION WILL BE DESIGNATED BY THE SHIFT SUPERVISOR OR SECURITY ESCORT.
- CONTRACTORS SHALL EXIT THROUGH BASEMENT AND MUST CHECK OUT WITH THE SHIFT SUPERVISOR.

LEGEND

- ▶ DOOR CONTROLLED BY CENTRAL CONTROL
- - - ACCESS PATH FOR CONTRACTOR
- AREA OF WORK
- AREA DISTURBED BY WORK ABOVE
- STAGING AREA

Copyright © 2023
 All ideas, designs, arrangements and plans indicated or represented by the drawings are owned by and the property of NMB&R. NMB&R and ROSSETTO and were created, evolved and developed for use on, and in connection with, the specified project. None of such ideas, designs, arrangements or plans shall be used by, or disclosed to any person, firm or corporation for any purpose whatsoever without the written permission of NMB&R, MELBURG and ROSSETTO.



**NICHOLS
MELBURG
ROSSETTO**
 ARCHITECTS + ENGINEERS
 300 KNOLLCREST DRIVE
 REDDING, CA 96002
 (530) 222-3300 (530) 222-3538 FAX
<http://www.nmrdesign.com>

KEY PLAN

LICENSE STAMPS



PROJECT NAME
**ACCESSIBILITY
IMPROVEMENTS**
 FOR
**HUMBOLDT
COUNTY
COURTHOUSE**

**825 5TH STREET
EUREKA, CALIFORNIA**

SHEET TITLE
**STAGING &
WORK PROTOCOLS**

DRAWING STATUS
**CONSTRUCTION
DOCUMENTS**


REVISIONS

Sym.	Description	Date

Drawn By	TAJ
Checked By	DRC
Date Drawn	2/15/2023
Scale	AS NOTED
Job No.	17-6430

SHEET No.
A001

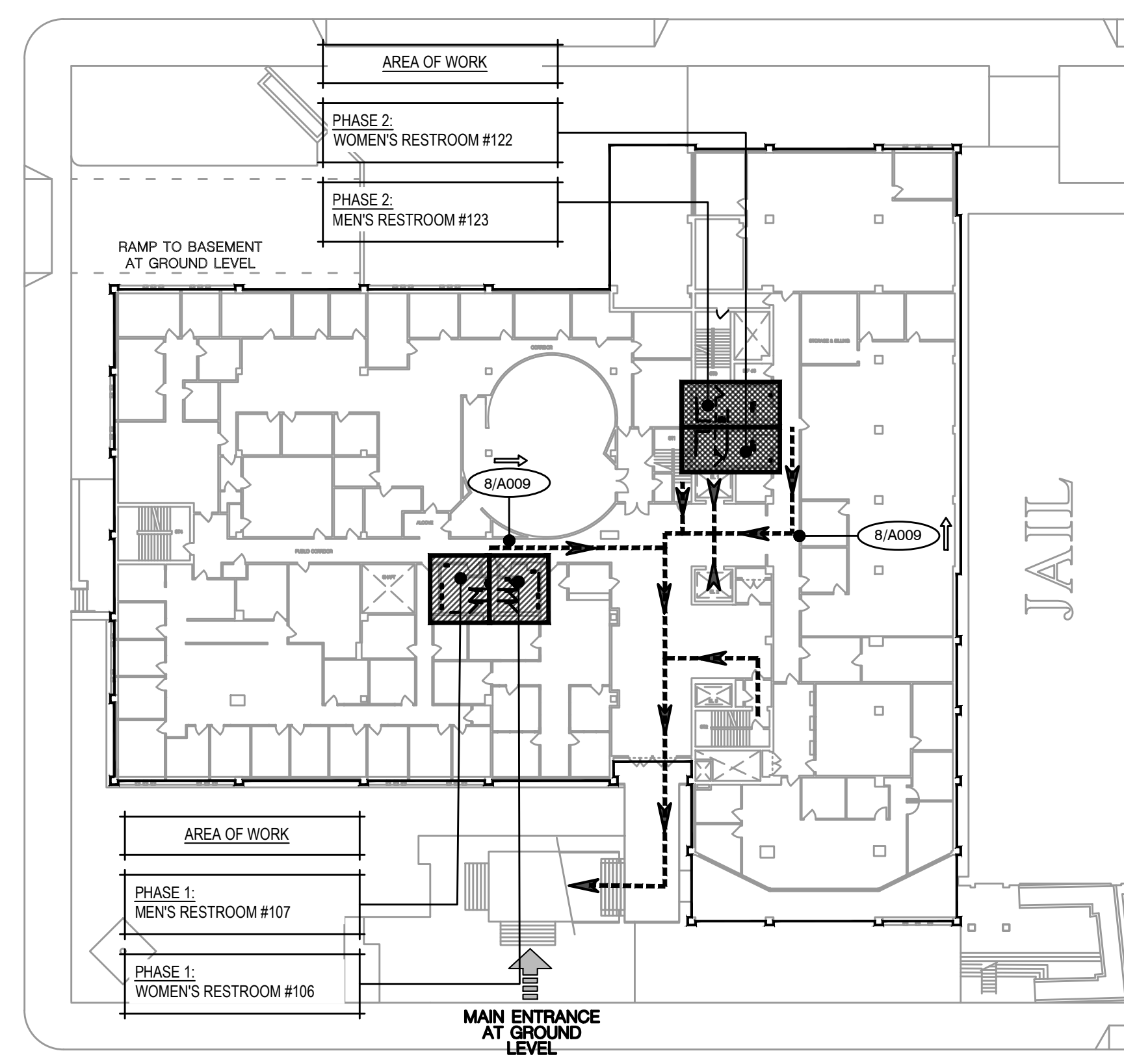
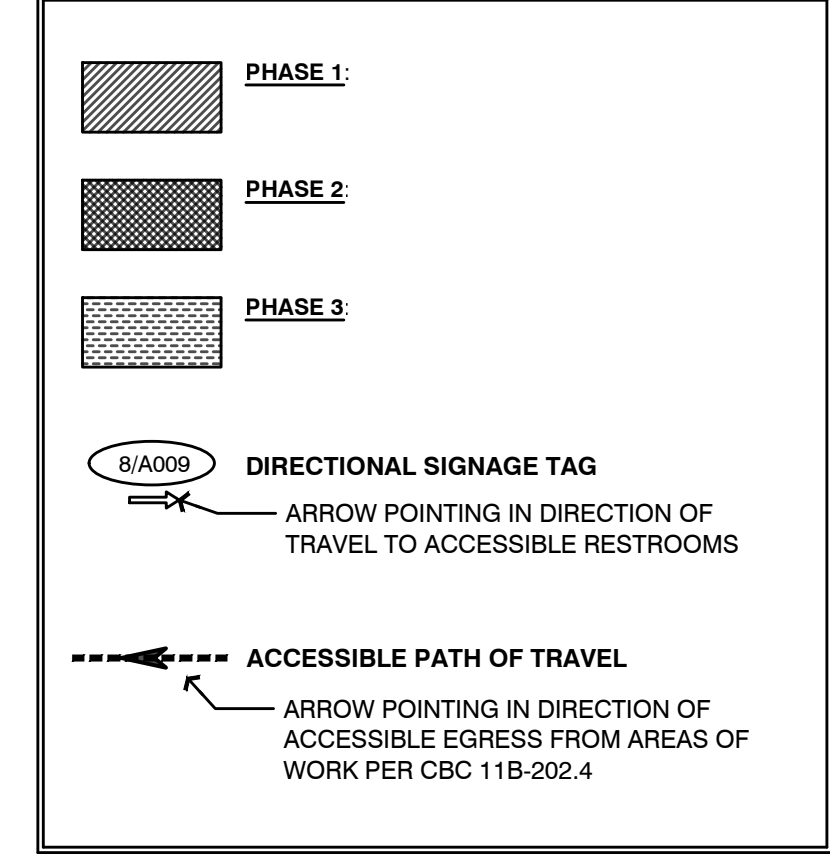
Copyright © 2023
 All ideas, designs, arrangements and plans indicated or represented by this drawing are owned by and the property of NICHOLS MELBURG ROSSETTO and shall not be used, copied, reproduced, or otherwise disseminated without the written permission of NICHOLS MELBURG ROSSETTO.



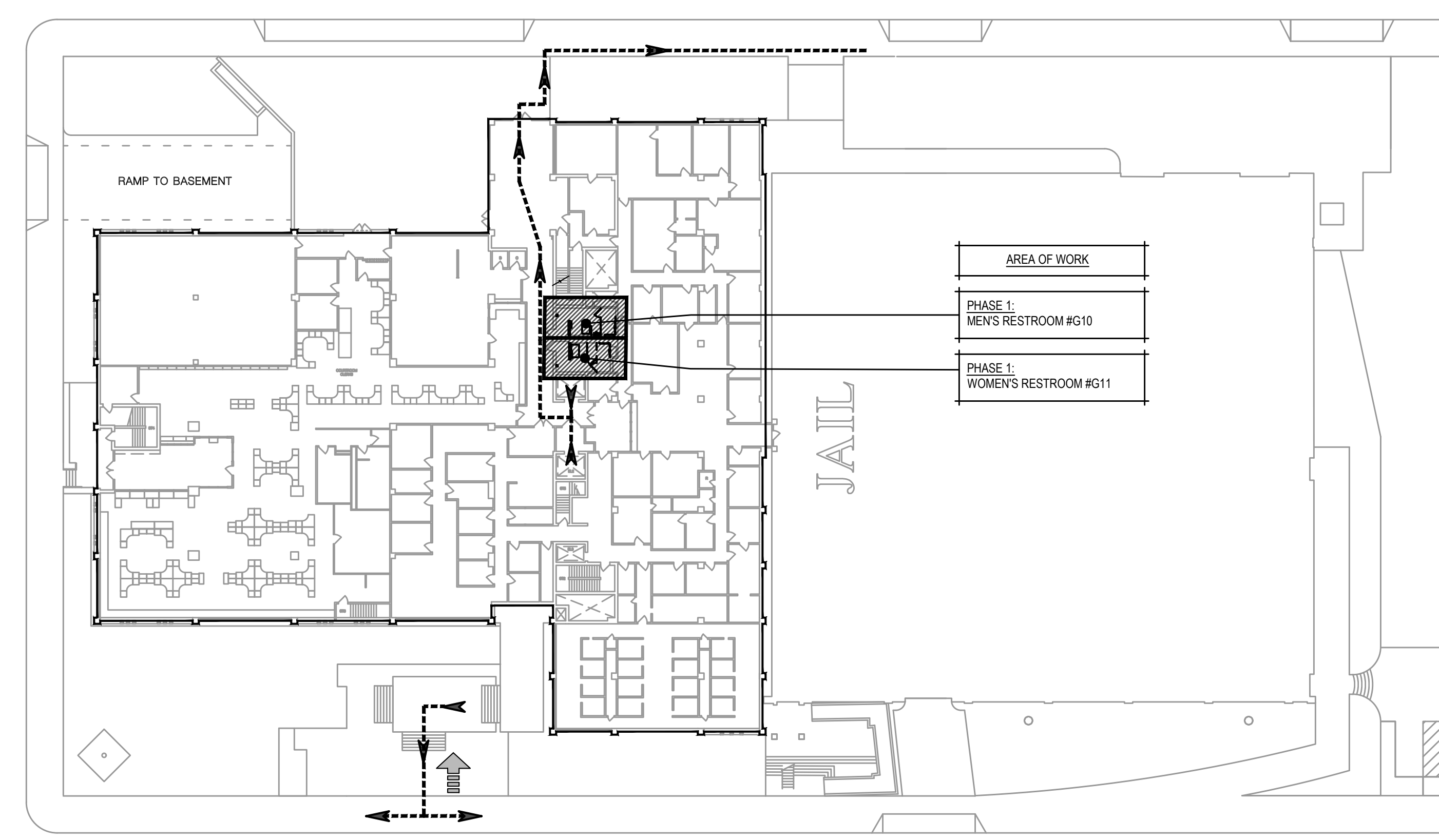
NICHOLS MELBURG ROSSETTO
 ARCHITECTS + ENGINEERS
 300 KNOLLCREST DRIVE
 REDDING, CA 96002
 (530) 222-3300 (530) 222-3538 FAX
<http://www.nmrdesign.com>

KEY PLAN

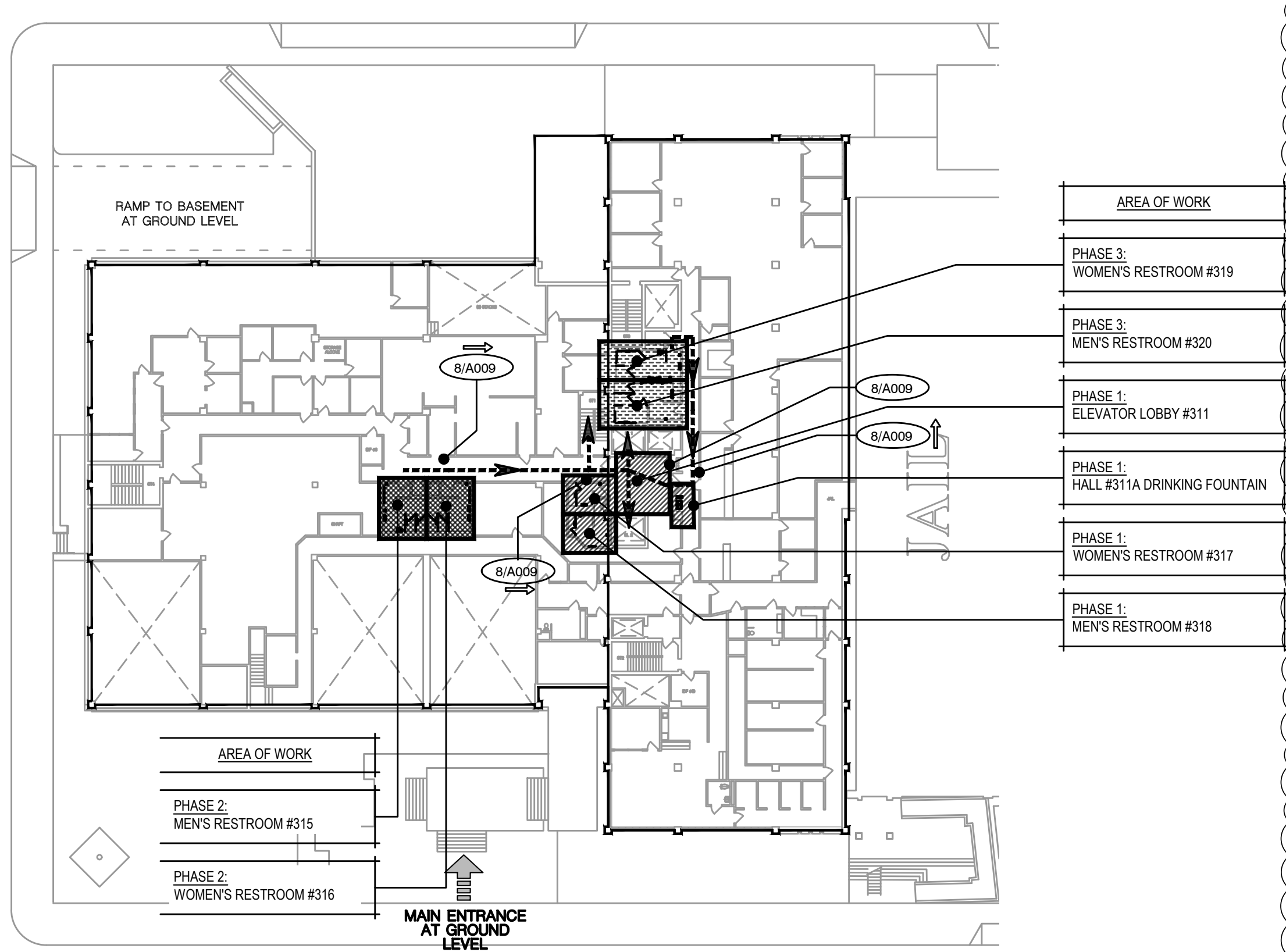
PHASING & SIGNAGE LEGEND



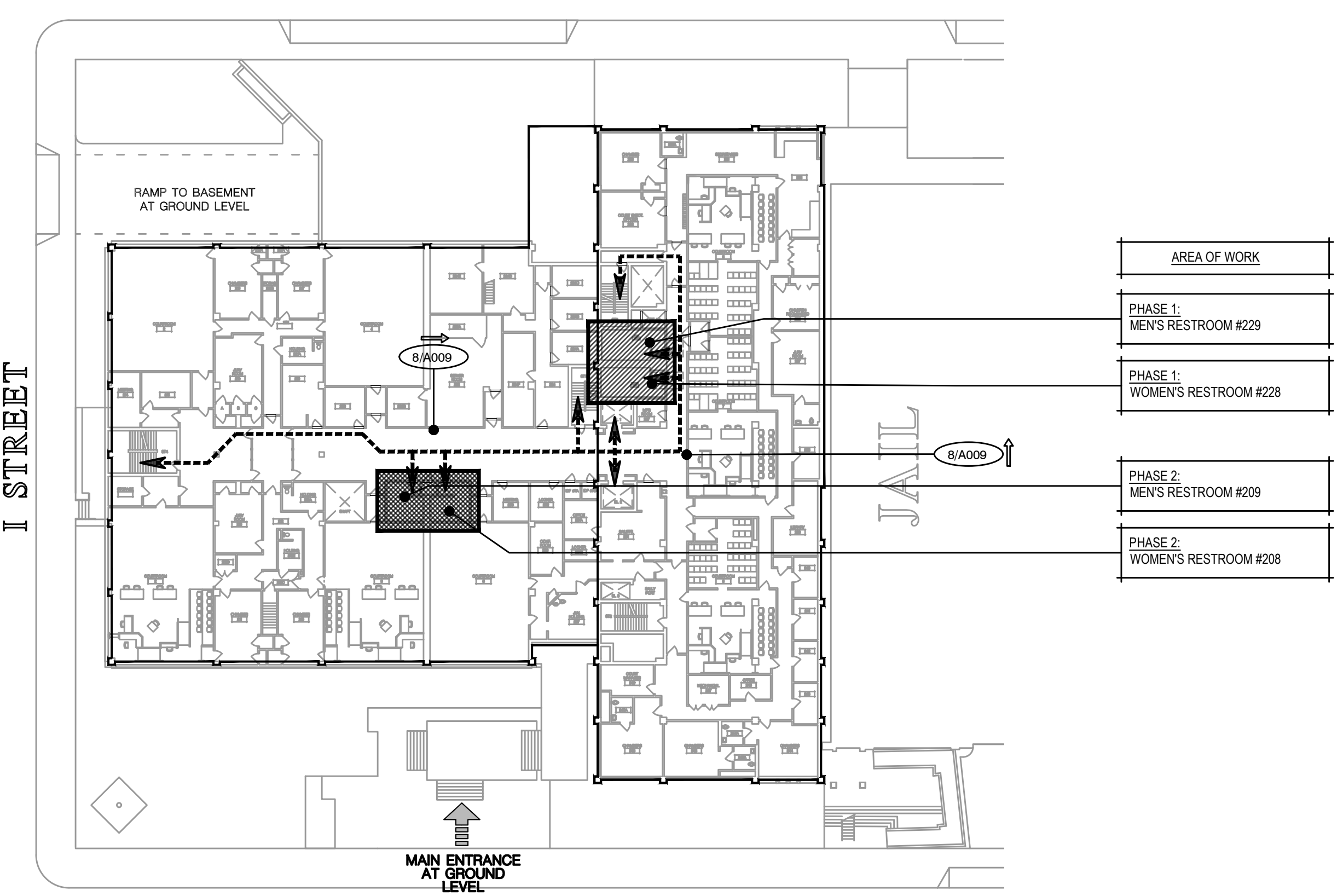
PHASING PLAN 1ST LEVEL
 SCALE: 1/32" = 1'-0"



PHASING PLAN GROUND LEVEL
 SCALE: 1/32" = 1'-0"



PHASING PLAN 3RD LEVEL
 SCALE: 1/32" = 1'-0"



PHASING PLAN 2ND LEVEL
 SCALE: 1/32" = 1'-0"



PROJECT NAME
 ACCESSIBILITY IMPROVEMENTS
 FOR
 HUMBOLDT COUNTY COURTHOUSE
 825 5TH STREET
 EUREKA, CALIFORNIA

SHEET TITLE
 PHASING PLANS

DRAWING STATUS
 CONSTRUCTION DOCUMENTS

REVISIONS

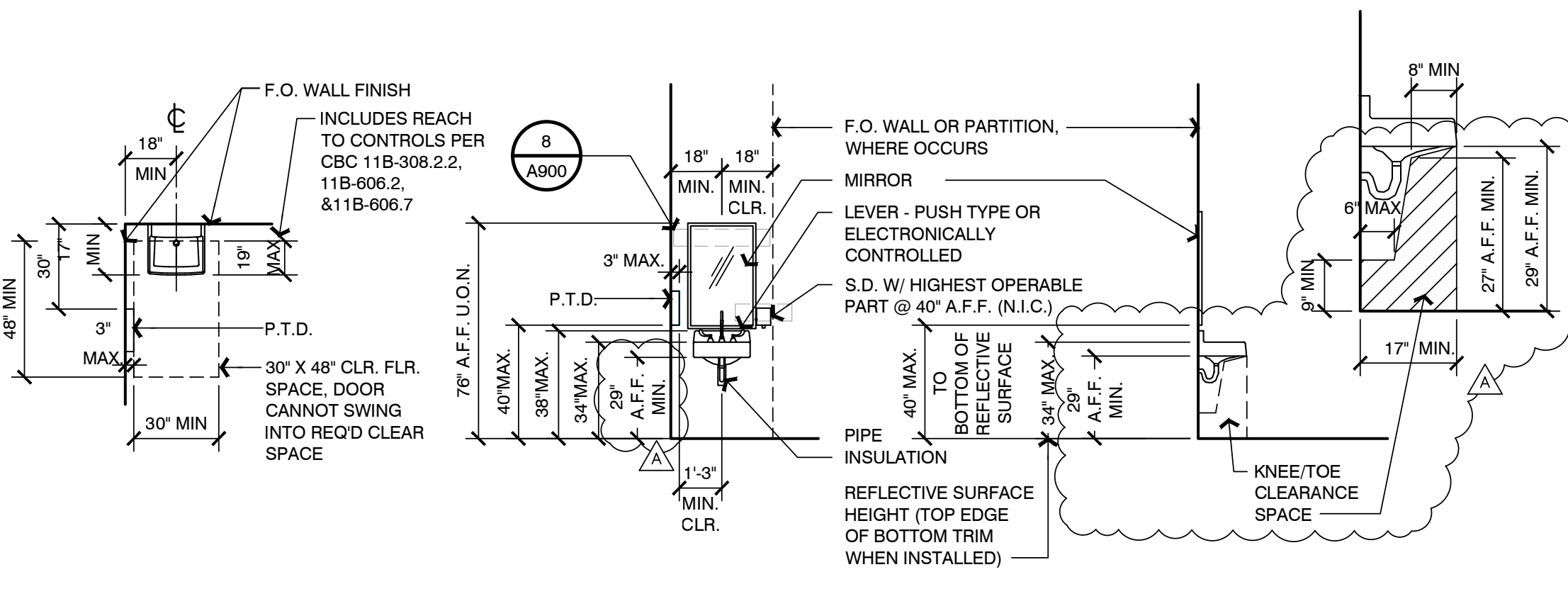
Sym.	Description	By	Date
▲	BACK CHECK #2	TAJ	1/30/22

Drawn By	TAJ
Checked By	
Date Drawn	2/15/2023
Scale	AS NOTED
Job No.	17-6430

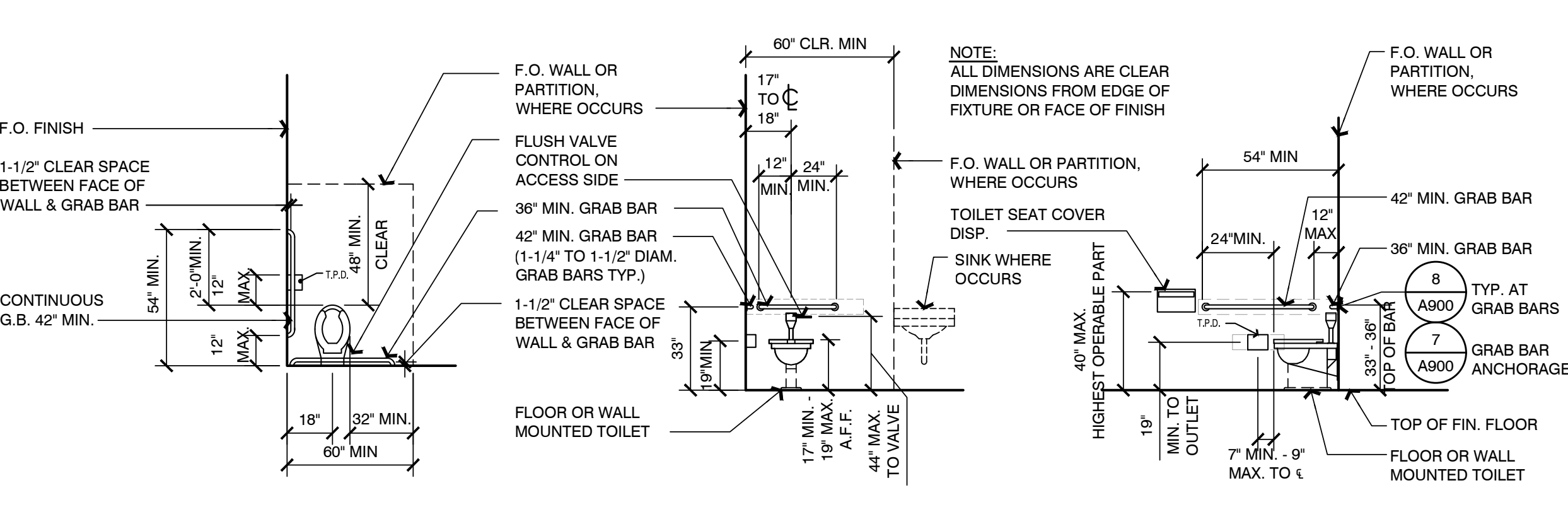
SHEET No.

A002

Log# Name: Dawn C
 Plt. Date: March 06, 2023 - 8:21 PM
 File Name: \\NMR\003-2525MRF\Proj\003\06\03\17\6430 Humboldt County ADA Compliance\08 Courthouse\Drawings\FC CH_A002 PHASING PLAN - Restrooms.dwg
 PERS: \\NMR\003-2525MRF\Proj\003\06\03\17\6430 Humboldt County ADA Compliance\08 Courthouse\Drawings\FC CH_A002 PHASING PLAN - Restrooms.dwg
 PERS: \\NMR\003-2525MRF\Proj\003\06\03\17\6430 Humboldt County ADA Compliance\08 Courthouse\Drawings\FC CH_A002 PHASING PLAN - Restrooms.dwg

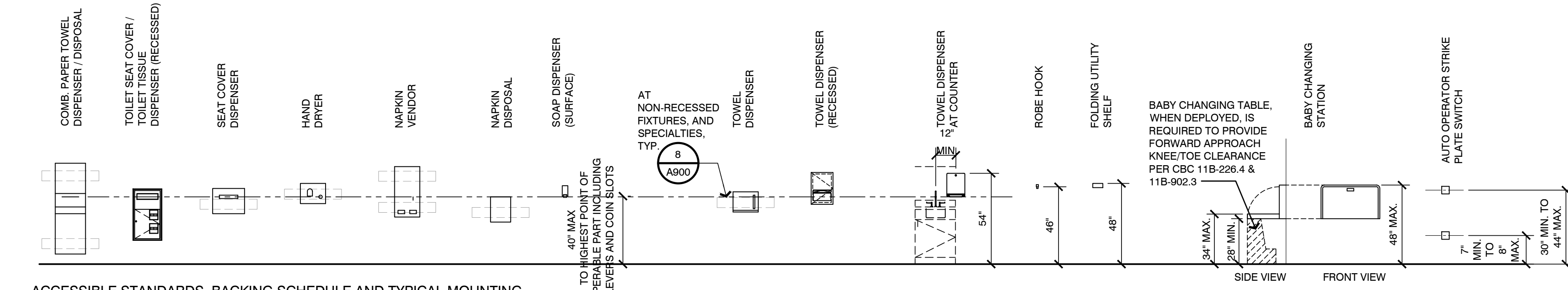
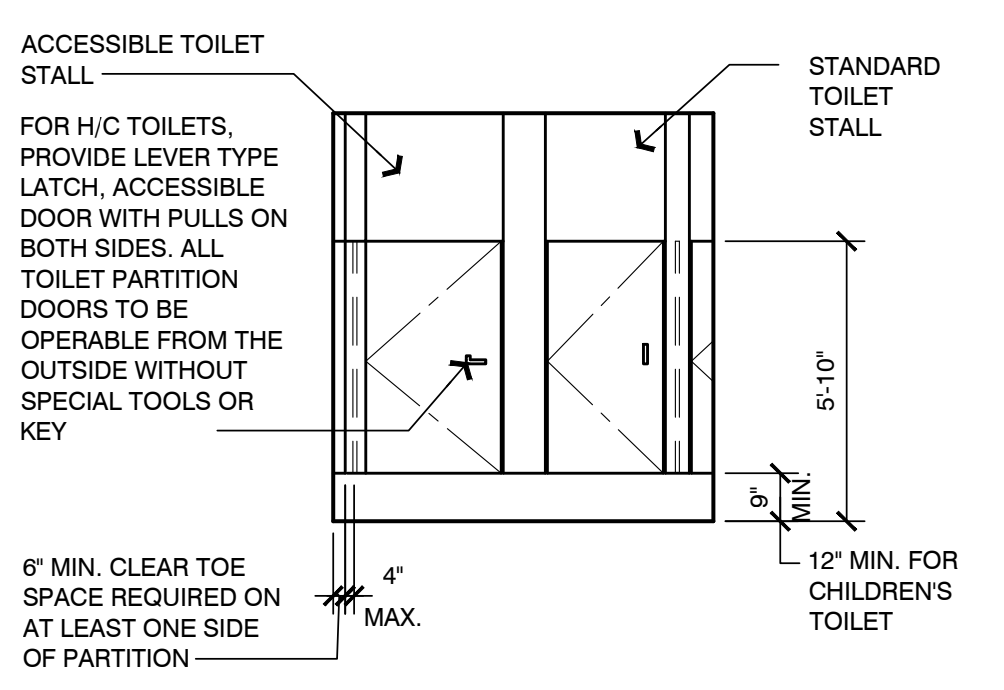


WALL MOUNTED LAVATORY AND ACCESSORIES



WATER CLOSET AND ACCESSORIES

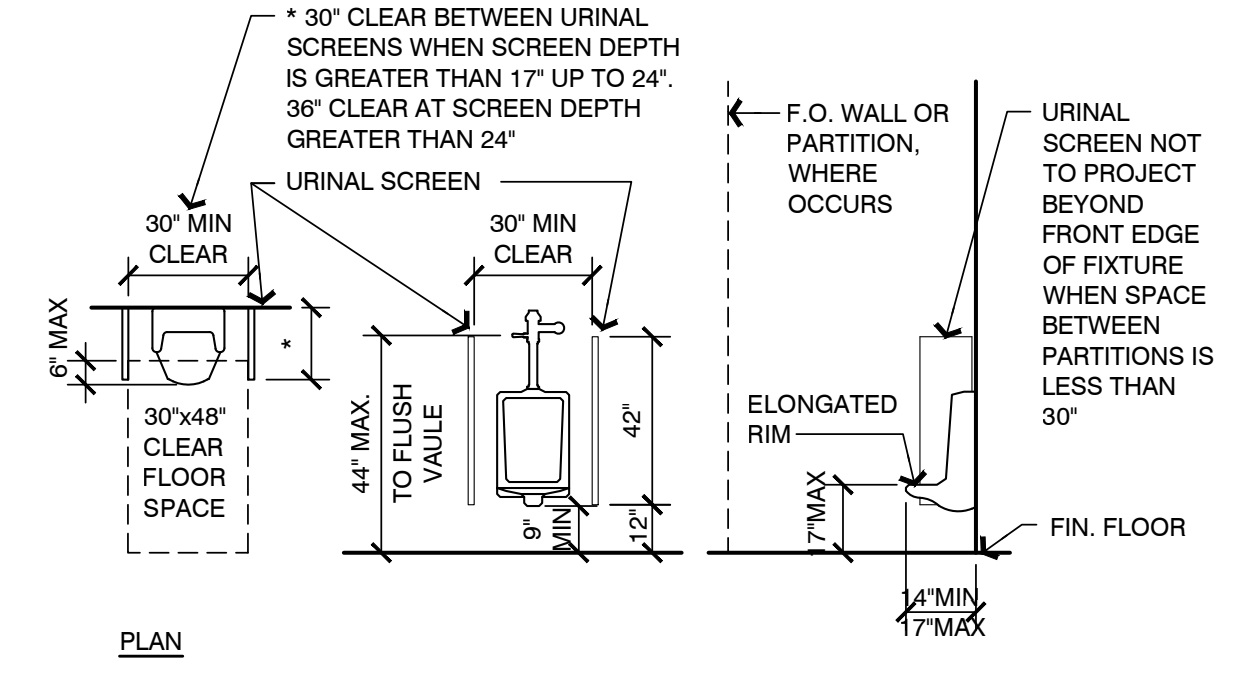
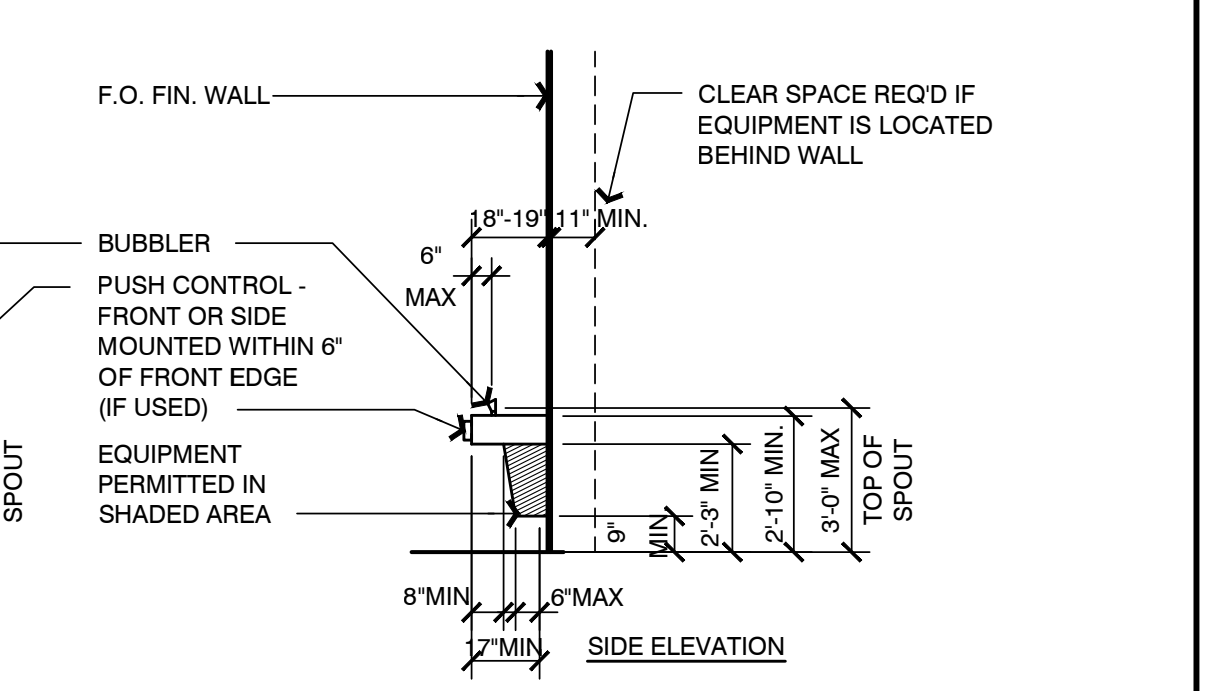
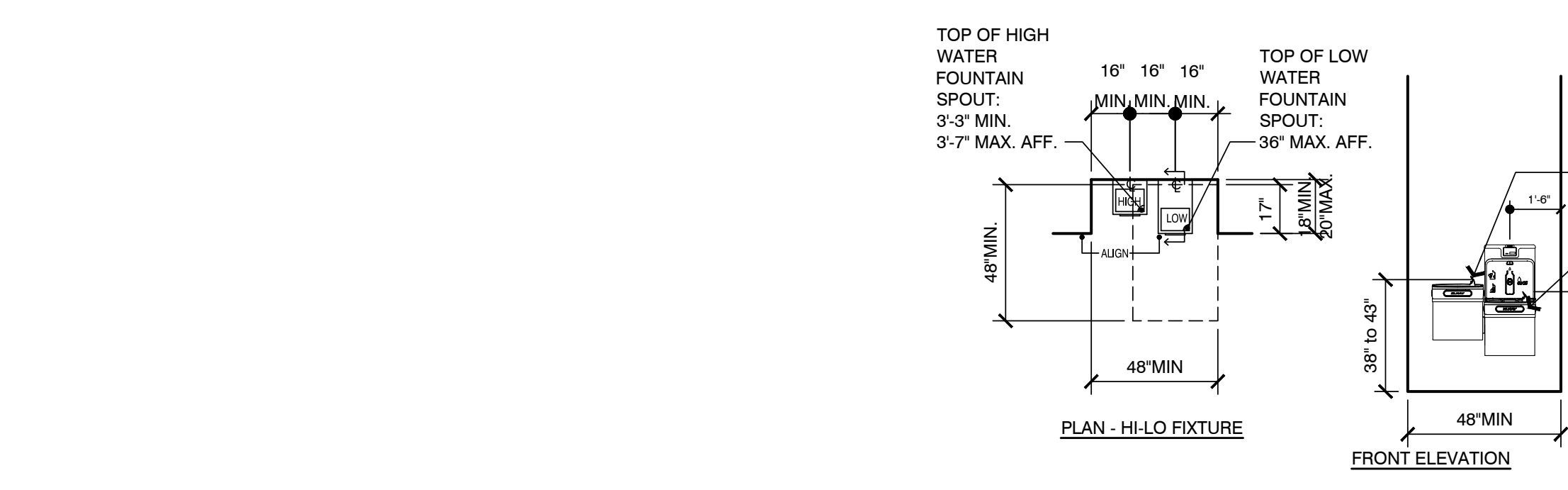
- GENERAL NOTES**
1. PROVIDE BACKING FOR ALL EQUIPMENT AND CASEWORK MOUNTED ON THE WALL. REFER TO SHEET A900 FOR TYPICAL BACKING DETAILS.
 2. ALL DIMENSIONS ARE CLEAR DIMENSIONS FROM EDGE OF FIXTURE OR FACE OF FINISH
 3. GENERAL CONTRACTOR TO PROVIDE STRUCTURAL SUPPORT AND/OR METAL REINFORCEMENT IN STUD WALLS AT ALL CASEWORK CABINETS, SHELVING, EQUIPMENT ETC. REFER TO ADJACENT DETAILS FOR TYPICAL BACKING REQUIREMENTS AND TYPICAL MOUNTING HEIGHTS AND ARRANGEMENTS OF COMMON SPECIALTY ITEMS INCLUDING SHOWERS AND TOILET ROOMS.
 4. ALL RECESSED SPECIALTIES SHOWN ON ELEVATIONS THAT ARE LOCATED IN FIRE RATED WALLS ARE TO BE 5-SIDED WITH 5/8\"/>
 - 5. DIMENSIONS FOR MOUNTING HEIGHTS OF SOAP DISPENSERS AND PAPER TOWEL DISPENSERS SHALL NOT APPLY AT LOCATIONS WHERE THEY ARE SHOWN MOUNTED OVER COUNTERTOPS.



- ACCESS NOTES**
1. GRAB BARS:
 - A. GRAB BARS, TUB AND SHOWER SEATS, FASTENERS AND MOUNTING DEVICES SHALL BE DESIGNED FOR 250 POUNDS PER LINEAL FOOT LOAD.
 - B. GRAB BARS AND ANY WALL OR OTHER SURFACE ADJACENT TO IT SHALL BE FREE OF ANY SHARP OR ABRASIVE ELEMENTS.
 - C. GRAB BARS SHALL NOT ROTATE WITH THEIR FITTINGS. EDGES SHALL HAVE A MINIMUM RADIUS OF 1/8 INCH.
 - D. MAINTAIN 1-1/2\"/>
 - E. DIMENSIONS FOR MOUNTING HEIGHTS OF SOAP DISPENSERS AND PAPER TOWEL DISPENSERS SHALL NOT APPLY AT LOCATIONS WHERE THEY ARE SHOWN MOUNTED OVER COUNTERTOPS.
 2. THRESHOLD:
 - A. WHEN A THRESHOLD OR RECESSED DROP IS USED, IT SHALL BE A MAXIMUM OF 1/2 INCH IN HEIGHT AND SHALL BE BEVELED OR SLOPED AT AN ANGLE NOT EXCEEDING 1:2 FROM THE HORIZONTAL.
 3. SIGNAGE:
 - A. SIGNAGE CHARACTERS SHALL BE SAN SERIF, NON-ITALIC, OBLIQUE, SCRIPT, HIGHLY DECORATIVE, OR OF OTHER UNUSUAL FORMS PER CBC 11B-703.2.3.
 - B. BRAILLE SHALL BE POSITIONED BELOW THE CORRESPONDING TEXT IN A HORIZONTAL FORMAT, FLUSH LEFT OR CENTERED. IF TEXT IS MULTILINE, BRAILLE SHALL BE PLACED BELOW THE ENTIRE TEXT. BRAILLE SHALL BE SEPARATED 3/8 INCH (9.5 MM) MINIMUM AND 1/2 INCH (12.7 MM) MAXIMUM FROM ANY OTHER TACTILE CHARACTERS AND 3/8 INCH (9.5 MM) MINIMUM FROM RAISED BORDERS AND DECORATIVE ELEMENTS PER CBC 11B-703.3.2.
 - C. LOCATION: WHERE A TACTILE SIGN IS PROVIDED AT A DOOR, THE SIGN SHALL BE LOCATED ALONGSIDE THE DOOR AT THE LATCH SIDE. WHERE A TACTILE SIGN IS PROVIDED AT DOUBLE DOORS WITH ONE ACTIVE LEAF, THE SIGN SHALL BE LOCATED ON THE INACTIVE LEAF. WHERE A TACTILE SIGN IS PROVIDED AT DOUBLE DOORS WITH TWO ACTIVE LEAFS, THE SIGN SHALL BE LOCATED TO THE RIGHT OF THE RIGHT HAND DOOR. WHERE THERE IS NO WALL SPACE AT THE LATCH SIDE OF A SINGLE DOOR OR AT THE RIGHT SIDE OF DOUBLE DOORS, SIGNS SHALL BE LOCATED ON THE NEAREST ADJACENT WALL. SIGNS CONTAINING TACTILE CHARACTERS SHALL BE LOCATED SO THAT A CLEAR FLOOR SPACE OF 18 INCHES (457 MM) MINIMUM BY 18 INCHES (457 MM) MINIMUM, CENTERED ON THE TACTILE CHARACTERS, IS PROVIDED BEYOND THE ARC OF ANY DOOR SWING BETWEEN THE CLOSED POSITION AND 45 DEGREE OPEN POSITION. WHERE PROVIDED, SIGNS IDENTIFYING PERMANENT ROOMS AND SPACES SHALL BE LOCATED AT THE ENTRANCE TO, AND OUTSIDE OF THE ROOM OR SPACE. WHERE PROVIDED, SIGNS IDENTIFYING EXITS SHALL BE LOCATED AT THE EXIT DOOR WHEN APPROACHED IN THE DIRECTION OF EGRESS TRAVEL PER CBC 11B-703.4.2.
 - D. CHARACTER HEIGHT MEASURED VERTICALLY FROM THE BASELINE OF THE CHARACTER SHALL BE 5/8 INCH (15.9 MM) MINIMUM AND 2 INCHES (51 MM) MAXIMUM BASED ON THE HEIGHT OF THE UPPERCASE LETTER '1\"/>
 - E. CHARACTER SPACING SHALL BE MEASURED BETWEEN THE TWO CLOSEST POINTS OF ADJACENT RAISED CHARACTERS WITHIN A MESSAGE, EXCLUDING WORD SPACES. WHERE CHARACTERS HAVE RECTANGULAR CROSS SECTIONS, SPACING BETWEEN INDIVIDUAL RAISED CHARACTERS SHALL BE 1/8 INCH (3.2 MM) MINIMUM AND 4 TIMES THE RAISED CHARACTER STROKE WIDTH MAXIMUM. WHERE CHARACTERS HAVE OTHER CROSS SECTIONS, SPACING BETWEEN INDIVIDUAL RAISED CHARACTERS SHALL BE 1/16 INCH (1.6 MM) MINIMUM AND 4 TIMES THE RAISED CHARACTER STROKE WIDTH MAXIMUM AT THE BASE OF THE CROSS SECTIONS. AND 1/8 INCH (3.2 MM) MINIMUM AND 4 TIMES THE RAISED CHARACTER STROKE WIDTH MAXIMUM AT THE TOP OF THE CROSS SECTIONS. CHARACTERS SHALL BE SEPARATED FROM RAISED BORDERS AND DECORATIVE ELEMENTS 3/8 INCH (9.5 MM) MINIMUM.
 4. MISCELLANEOUS REQUIREMENTS:
 - A. THE TOP OF THE OUTLET BOX OF SWITCHES INTENDED TO BE USED BY THE OCCUPANT OF THE ROOM OR AREA TO CONTROL LIGHTING AND RECEPTACLE OUTLETS, APPLIANCES, OR COOLING, HEATING AND VENTILATING EQUIPMENT SHALL BE NOT MORE THAN 44-48 INCHES NOR SHALL THE BOTTOM OF THE OUTLET BOX BE LESS THAN 15 INCHES ABOVE THE FLOOR OR WORK PLATFORM, UNLESS OTHERWISE NOTED.
 - B. THE INTERNATIONAL SYMBOL OF ACCESSIBILITY SHALL BE THE STANDARD USED TO IDENTIFY FACILITIES THAT ARE ACCESSIBLE TO AND USABLE BY PHYSICALLY DISABLED PERSONS. THE SYMBOL SPECIFIED ABOVE SHALL CONSIST OF A WHITE FIGURE ON A BLUE BACKGROUND. THE BLUE SHALL BE EQUAL TO COLOR NR. 15690 IN FEDERAL STANDARD 595A.

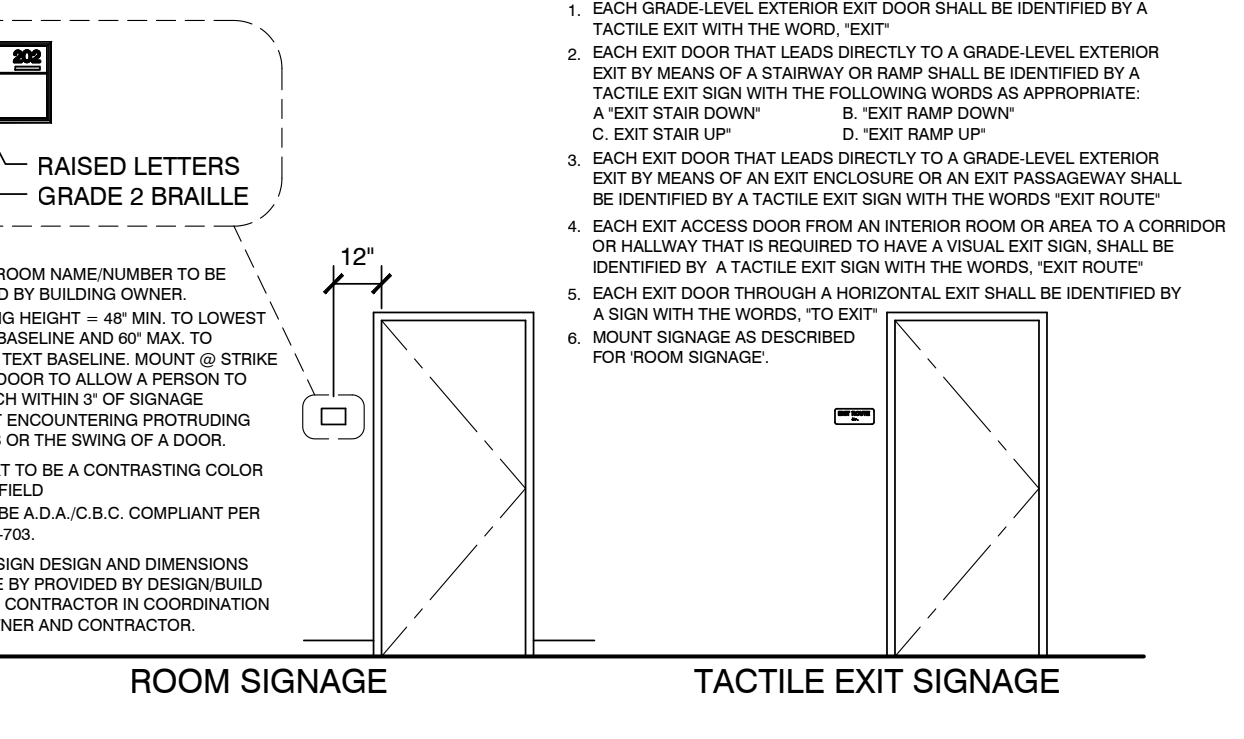
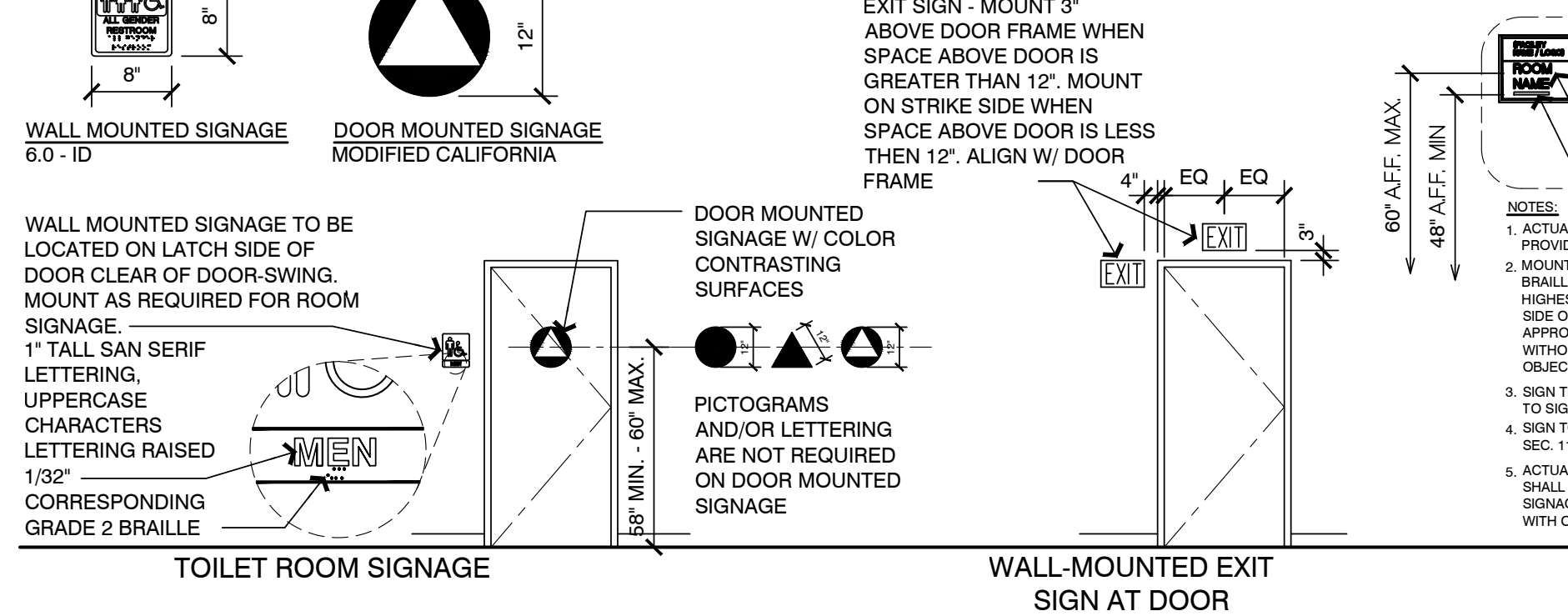
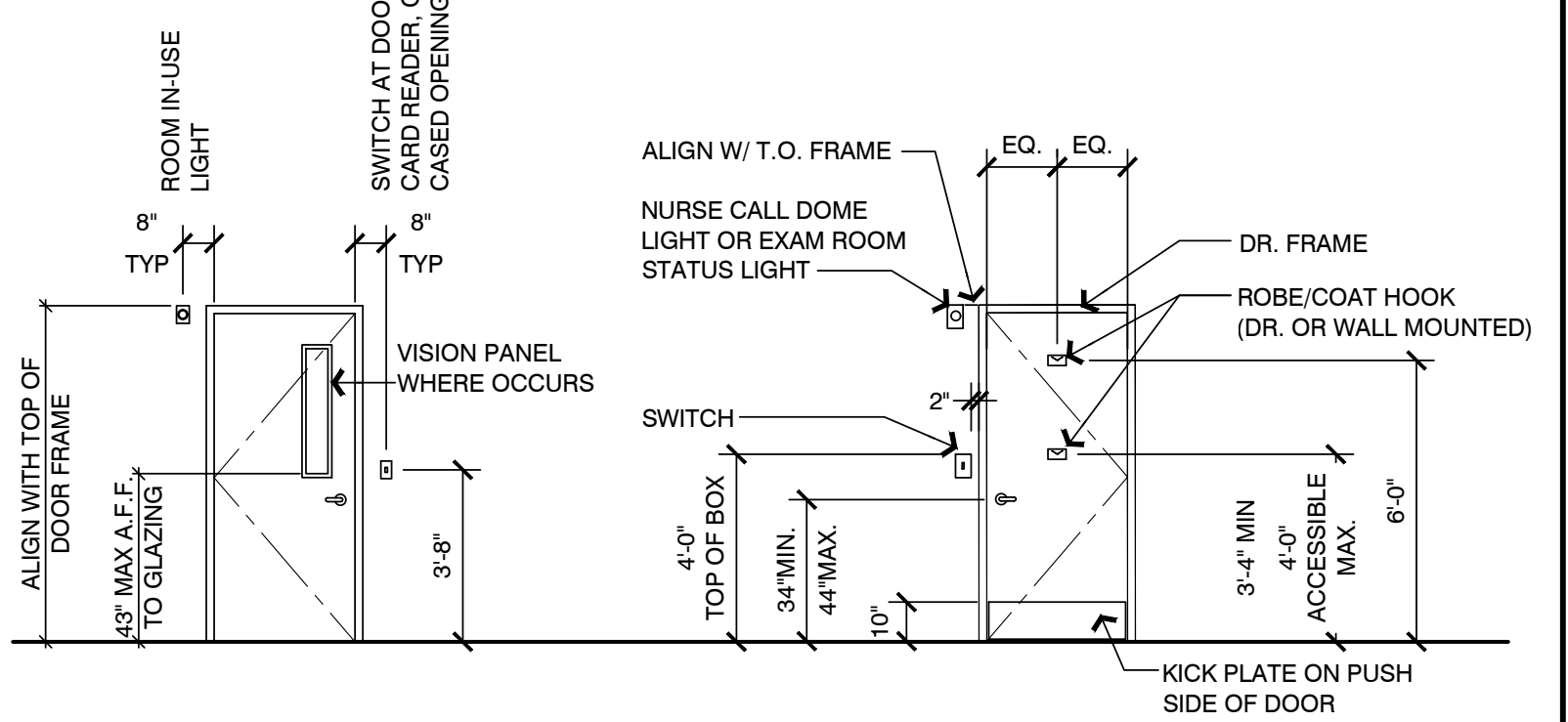
TOILET PARTITIONS

ACCESSIBLE MOUNTING HEIGHTS



HI-LO ACCESSIBLE DRINKING FOUNTAIN

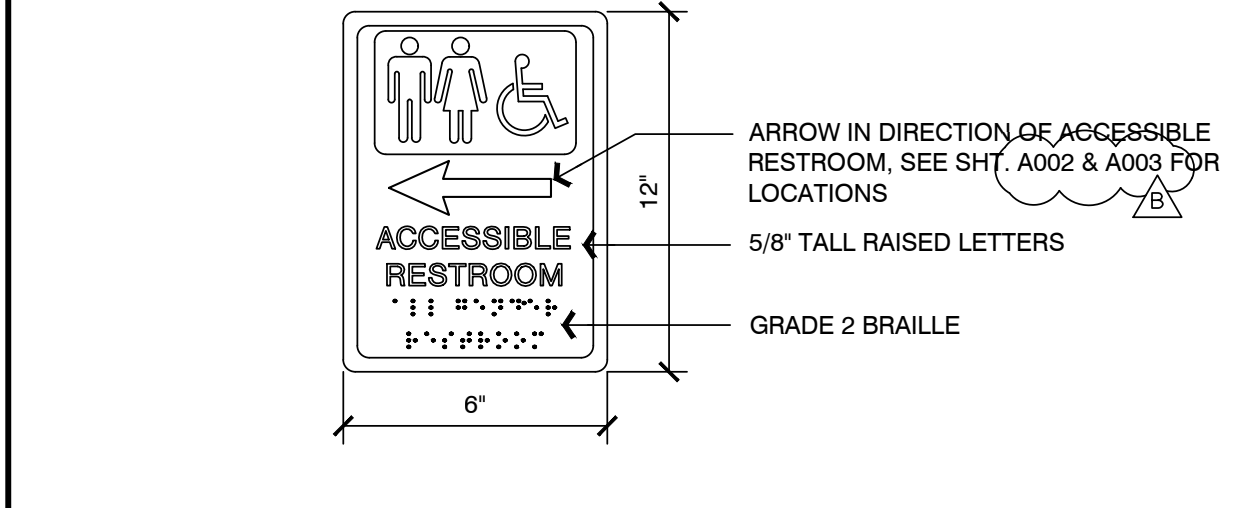
URINAL



DOORS

INTERIOR SIGNAGE

ROOM SIGNAGE



DOORS

INTERIOR DIRECTION SIGNAGE

INTERIOR DIRECTION SIGNAGE

MISC. MOUNTING HGT NOTES

1. PLUMBING:
 - A. TOILET SEAT HEIGHT FOR TOILETS USED BY PATIENTS SHALL BE 18\"/>

Copyright © 2023

All ideas, designs, arrangements and plans indicated or represented by the drawings are the property of NICHOLS MELBURG ROSSETTO ARCHITECTS + ENGINEERS. No part of these drawings, arrangements or plans may be reproduced, stored in a retrieval system, or transmitted in any form or by any means, electronic, mechanical, photocopying, recording, or by any information storage and retrieval system, without the written permission of NICHOLS MELBURG ROSSETTO.

NICHOLS MELBURG ROSSETTO ARCHITECTS + ENGINEERS

300 KNOLLCREST DRIVE
REDDING, CA 96002
(530) 222-3300 (530) 222-3538 FAX
http://www.nmrdesign.com

KEY PLAN

LICENSE STAMPS

PROJECT NAME

ACCESSIBILITY IMPROVEMENTS

FOR

HUMBOLDT COUNTY COURTHOUSE

826 5TH STREET
EUREKA, CALIFORNIA

SHEET TITLE

ACCESSIBILITY REQUIREMENTS

DRAWING STATUS

CONSTRUCTION DOCUMENTS

REVISIONS

Sym.	Description	By	Date
△	BACK CHECK #1	TAJ	11/2/22
△	BACK CHECK #2	TAJ	1/30/23

Drawn By	NMR
Checked By	
Date Drawn	2/15/2023
Scale	AS NOTED
Job No.	17-6430

SHEET No.

A009

Logn Name: Dawn C
 Pct Date: March 06, 2023 - 0:46 pm
 File Name: \\NW000001-252\NMR\Files\Projects\8000\CA\03\07\17-6430 Humboldt County ADA Compliance\09 Courthouse\Drawings\HFC_CHL_A009 Accessibility.dwg
 PERS_C:\nmr_2019

FINISH SCHEDULE LEGEND

Table with columns for finish codes (e.g., FT-1, FT-2, WT-2, PT-1, PR1-1), manufacturer names (e.g., Crossville Inc., Garden State Tile), styles, colors, and sizes.

FINISHES GENERAL NOTES

- A. EXISTING CLG HTS SHOWN ON THIS SCHEDULE ARE NOMINAL AND MAY VARY SLIGHTLY WITH ACTUAL FIELD CONDITIONS.
B. REFER TO REFLECTED CEILING PLAN FOR CEILING HEIGHTS.
C. ALL INTERIOR WALL & CLG. FINISHES SHALL COMPLY WITH CBC TABLE 803.9 AND SECTION 803 (FLAME SPREAD RATINGS)...

ROOM FINISH REMARKS

- 1. REMOVE (E) WALL TILES, (E) PLASTER O/LATH TO REMAIN
2. PATCH AND REPAIR EXISTING CEILING, WALL, AND FLOOR AS NEEDED
3. PAINT (E) DOORS TO MATCH ADJACENT TILE TYP.

ROOM FINISH SCHEDULE

Large table with columns for Room No., Room Name, Floor (Material, Base), Walls (North, East, South, West, Wainscot, Chair Rail, Handrail, Crash Rail, Bumper Guard), Ceiling Finish, Soffit Finish, Casework (Upper Cabinet, Base Cabinet, Full Height Cabinet, Countertop), Door Finish, Door Frame Finish, and Room Finish Remarks.

FINISH ABBREVIATIONS

Table of abbreviations for various materials and finishes, including ACT (Acoustical Tile), CR (Crash Rail), FT (Floor Tile), GL (Glass), PLAM (Plastic Laminate), RF (Rubber Flooring), TRS (Transition Strip), etc.

RESTROOM ACCESSORIES SCHEDULE

Table with columns for Tag, Fixture Description, MFR, Model #, Responsibility to Provide (Owner/Contractor), and Responsibility to Install (Owner/Contractor).


LIGHTING/ELECTRICAL FIXTURE SCHEDULE

Table with columns for Fixture, MFR, Model #, Responsibility to Provide (Owner/Contractor), and Responsibility to Install (Owner/Contractor).

PLUMBING FIXTURE SCHEDULE

Table with columns for Item Number, Fixture, MFR, Model #, S, V, CW, HW, Max. Flow Table 5.303.2, Specified Flow Rates, Remarks, Responsibility to Provide (Owner/Contractor), and Responsibility to Install (Owner/Contractor).

Copyright © 2023
All ideas, designs, arrangements and plans indicated or represented by this drawing are owned by and the property of NICHOLS MELBURG & ROSSETTO, INC.



NICHOLS MELBURG & ROSSETTO ARCHITECTS + ENGINEERS
300 KNOLLCREST DRIVE
REDDING, CA 96002
(530) 222-3300 (530) 222-3538 FAX
http://www.nmrdesign.com

KEY PLAN



LICENSE STAMPS



PROJECT NAME

ACCESSIBILITY IMPROVEMENTS FOR HUMBOLDT COUNTY COURTHOUSE

825 5TH STREET EUREKA, CALIFORNIA

SHEET TITLE SCHEDULES AND SCHEDULE NOTES

DRAWING STATUS CONSTRUCTION DOCUMENTS

REVISIONS Sym. Description By Date BACK CHECK #2 TAJ 1/30/23

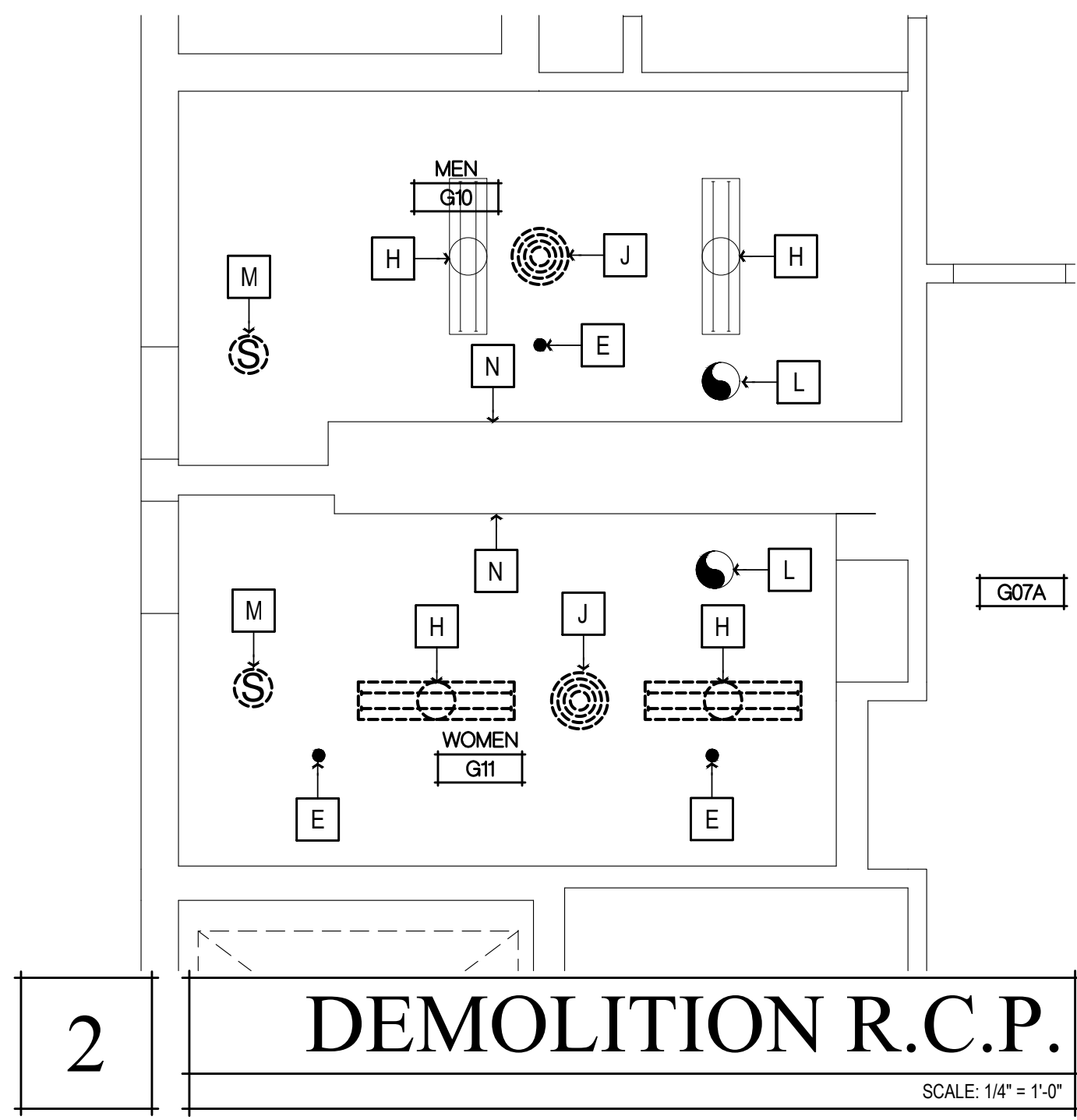
Drawn By NMR
Checked By
Date Drawn 2/15/2023
Scale AS NOTED
Job No. 17-6430

SHEET No.

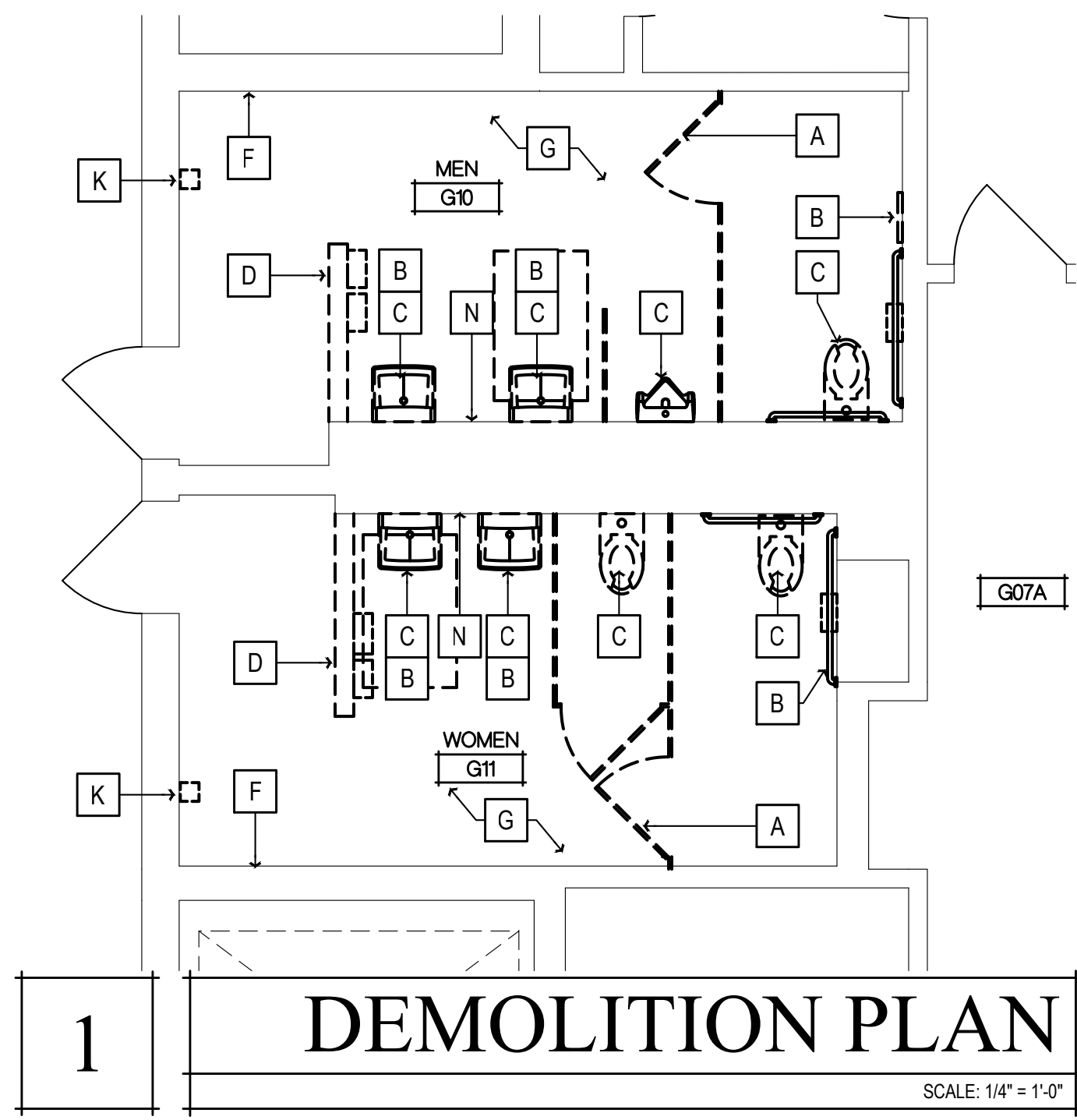
A140

Logn Name: Devin C
Plot Date: March 08, 2023 - 09:46 PM
File Name: \\NMR\PC-152\NMR\Files\Projects\600\CA\03\07\17-6430 Humboldt County ADA Compliance\09 CourtHouse\Drawings\FC CL_A140_Schedule.dwg
PERS: lba - E

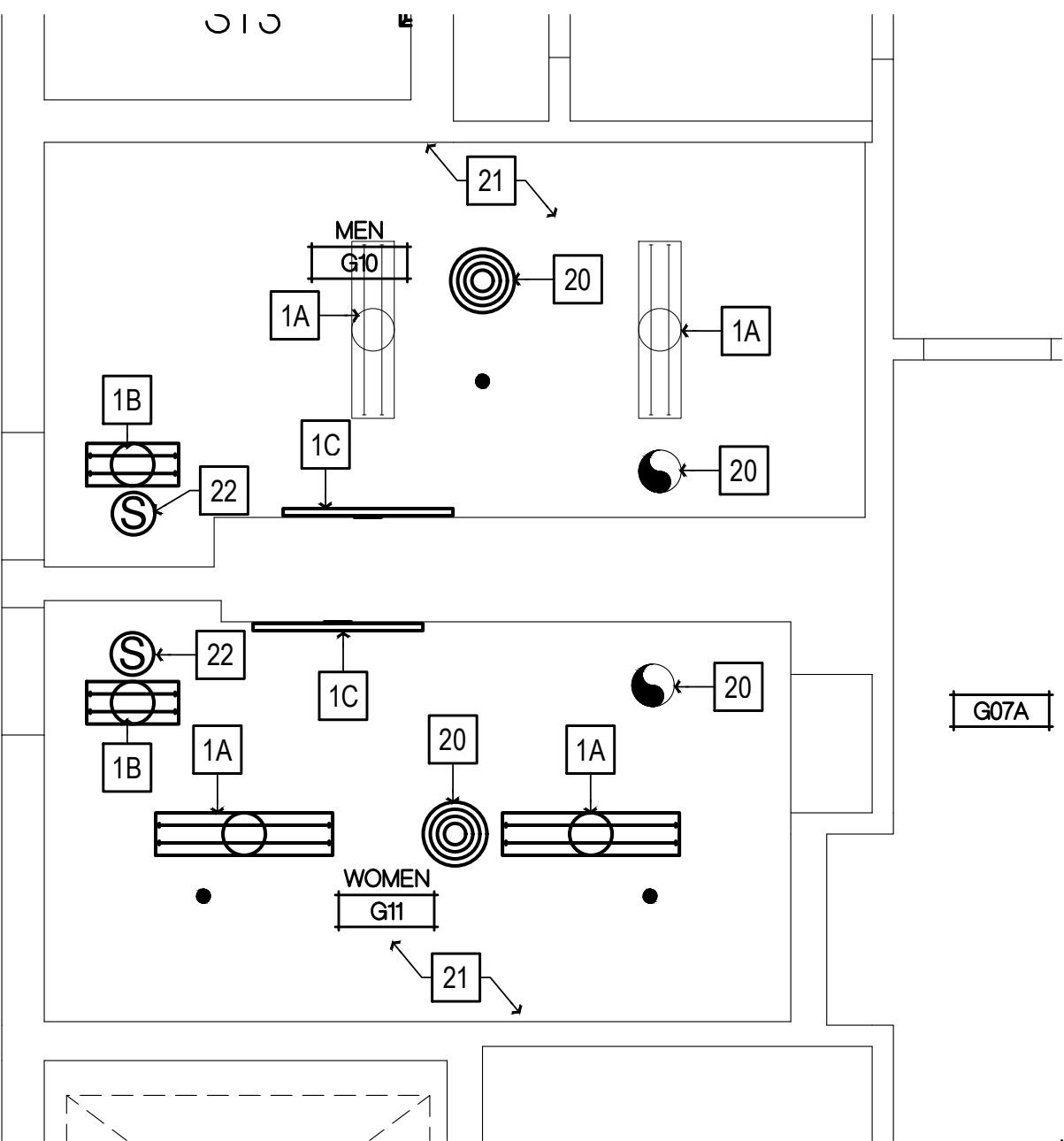
Log# Name: Devin C
 Pct. Date: March 06, 2023 - 1:18 pm
 File Name: \\NORF001-RS20M01\Projects\68030\68030\17-6430 Humboldt County ADA Compliance\09 Courthouse\Drawings\FC CH_Elmg Ground floor.dwg
 PERS: VFC\CL: LB: DBAO: T:NEY



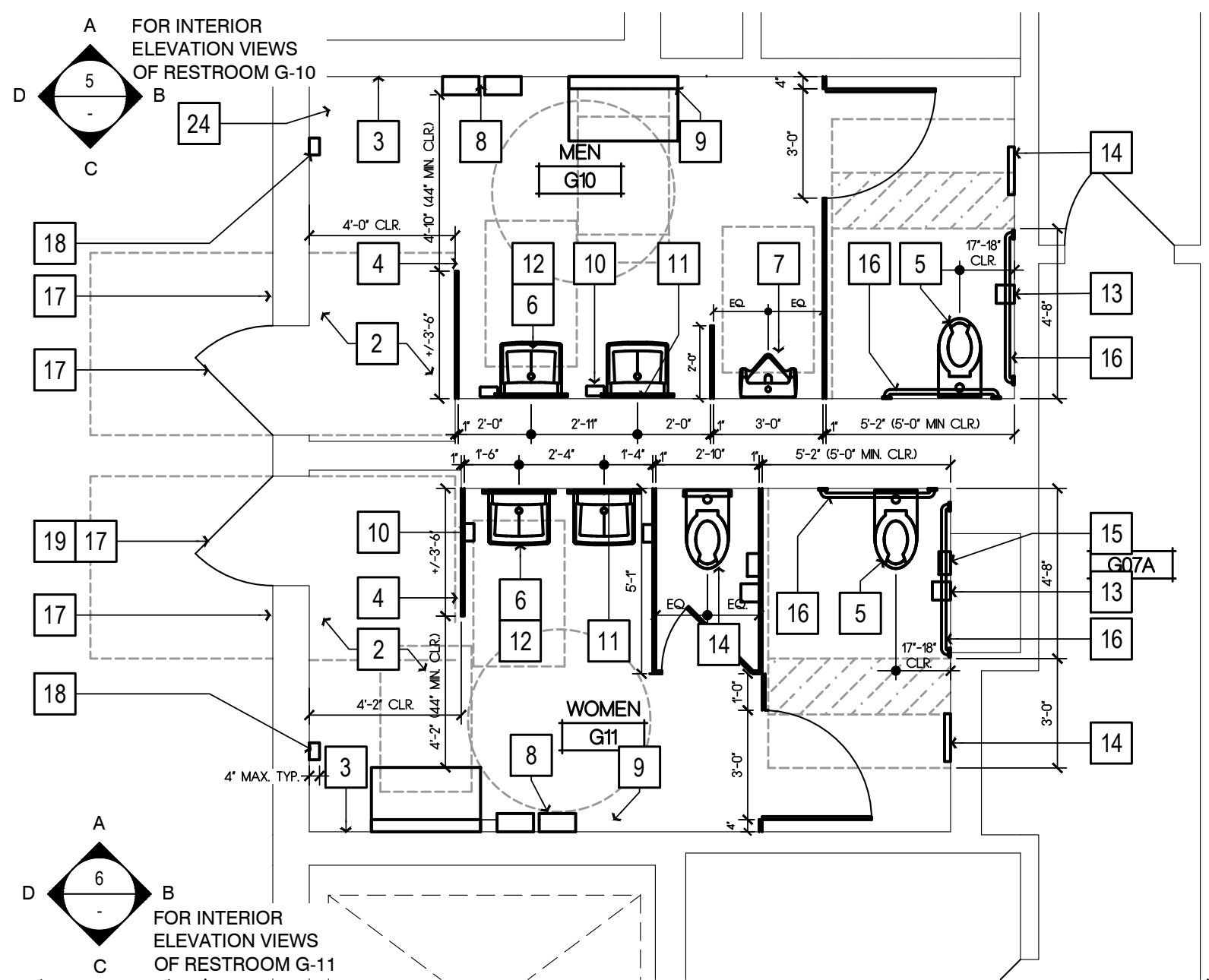
2 DEMOLITION R.C.P.
SCALE: 1/4" = 1'-0"



1 DEMOLITION PLAN
SCALE: 1/4" = 1'-0"



4 REFLECTED CEILING PLAN
SCALE: 1/4" = 1'-0"



3 FLOOR PLAN
SCALE: 1/4" = 1'-0"

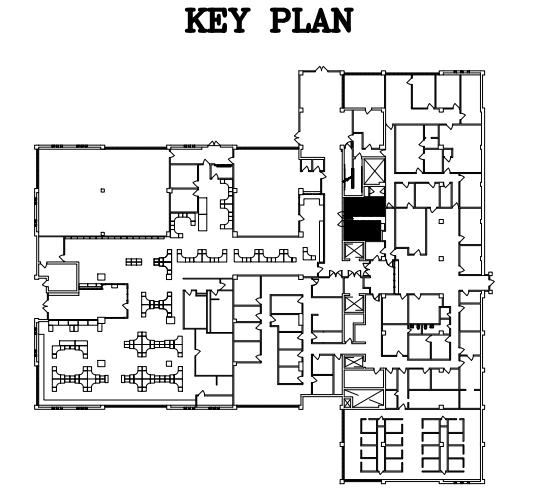
- ### NEW WORK SHEET NOTES
- (ALL ITEMS ARE NEW UNLESS NOTED (E) OR EXISTING)
- TIER 1 WORK**
- REMOVE (E) PLUMBING FIXTURES AND ASSOCIATED ACCESSORIES. REMOUNT PLUMBING FIXTURES AND ACCESSORIES PER ACCESSIBILITY REQUIREMENTS ON SHT. A009. REPAIR (E) FINISHES AS REQ'D. MATCH (E) ADJACENT TYP.
- TIER 2 WORK**
- REMOVE (E) PLUMBING FIXTURES, ASSOCIATED ACCESSORIES, AND (E) RESTROOM FINISHES. PROVIDE (N) FINISHES, AND REMOUNT PLUMBING FIXTURES AND ACCESSORIES PER ACCESSIBILITY REQUIREMENTS ON SHT. A009
- (N) 4" LED LIGHT FIXTURE, SEE SCHEDULE ON SHT. A140
 - (N) 2" LED LIGHT FIXTURE, SEE SCHEDULE ON SHT. A140
 - (N) VANITY LIGHT FIXTURE, SEE SCHEDULE ON SHT. A140
 - TILE FLOORING, SEE FINISH SCHEDULE ON SHT. A140.
 - WALL TILE, SEE FINISH SCHEDULE ON SHT. A140.
 - (N) TOILET PARTITIONS, SEE FINISH SCHEDULE ON SHT. A140.
 - WALL MOUNTED FLUSH VALVE TOILET, SEE PLUMBING SCHEDULE ON SHT. A140
 - WALL MOUNTED LAVATORY, SEE SEE PLUMBING SCHEDULE ON SHT. A140
 - PROVIDE WALL MOUNTED ACCESSIBLE URINAL, SEE PLUMBING SCHEDULE ON SHT. A140
 - COUNTY TO PROVIDE FABRICATED ST. STEEL TRASH CAN, COUNTY TO VERIFY LOCATION, SEE DTL. 2/A901.
 - (N) WALL MOUNTED BABY CHANGING STATION, SEE RESTROOM ACCESSORY SCHEDULE ON SHT. A140
 - REINSTALL WALL MOUNTED SOAP DISPENSER
 - (N) LAVATORY MIRROR, SEE RESTROOM ACCESSORY SCHEDULE ON SHT. A140
 - REINSTALL LAVATORY PIPING PROTECTION PACKAGE
 - REINSTALL TOILET PAPER DISPENSER
 - REINSTALL TOILET SEAT COVER DISPENSER
 - REINSTALL SANITARY NAPKIN DISPENSER
 - REINSTALL GRAB BARS
 - ACCESSIBLE TACTILE SIGNAGE, SEE DTL. 7/A009
 - REINSTALL WALL MOUNTED HAND SANITIZER, LOCATION TO BE VERIFIED BY COUNTY
 - ADJUST DOOR CLOSER OPERATOR SO THAT THE FORCE REQUIRED TO ACTUATE THE DOOR DOES NOT EXCEED 5 LBS. (22 NEWTONS). ADJUST THE CLOSER OPERATOR SO THAT THE TIME REQUIRED FOR THE DOOR TO CLOSE FROM AN OPEN POSITION OF 90 DEGREES TO WITHIN 12 DEGREES OF THE LATCH IS 5 SECONDS MINIMUM.
 - PAINT AND REINSTALL HVAC GRILLES
 - REPAIR CL'NG. AS REQ'D., PAINT PER FINISH SCHEDULE ON SHT. A140
 - REINSTALL SMOKE DETECTOR, TIE IN TO (E) FIRE ALARM SYSTEM AS REQ'D.

- ### DEMOLITION SHEET NOTES
- (ALL ITEMS ARE EXISTING UNLESS NOTED (N) OR NEW)
- REMOVE (E) TOILET PARTITIONS AS SHOWN
 - REMOVE (E) TOILET & RESTROOM ACCESSORIES. RETAIN GRAB BARS AND LAVATORY PIPING PROTECTION PACKAGES FOR REINSTALLATION. RETURN ALL OTHER ACCESSORIES TO THE COUNTY FOR RE-USE.
 - REMOVE (E) PLUMBING FIXTURE AS SHOWN
 - REMOVE SEGMENT OF (E) PARTITION WALL AS SHOWN. PREP FLOOR AND CEILING FOR FINISH REPAIRS AS REQ'D.
 - (E) FIRE SPRINKLER TO REMAIN
 - REMOVE (E) WALL FINISHES. PREP FOR (N) WALL FINISHES
 - REMOVE (E) FLOORING, PREP SUBFLOOR FOR (N) FLOORING
 - (E) LIGHT FIXTURE TO REMAIN
 - REMOVE (E) HVAC REGISTER, CLEAN AND PREP FOR (N) PAINT
 - REMOVE (E) WALL MOUNTED HAND SANITIZER DISPENSER
 - (E) EXHAUST FAN TO REMAIN, REMOVE (E) FAN GRILLE FOR REPLACEMENT
 - REMOVE (E) SMOKE DETECTORS, RETAIN FOR REINSTALLATION
 - VERIFY IN FIELD THAT CENTER OF (E) HORN & STROBE UNIT IS LOCATED +80" A.F.F., RELOCATE HORN & STROBE DEVICE AND ASSOCIATED J-BOX SO THAT CENTER OF FIXTURE IS AT +80" A.F.F. IF REQ'D.

Copyright © 2023

All ideas, designs, arrangements and plans indicated or represented by the sheets are owned by and the property of NICHOLS MELBURG and ROSSETTO, INC. and may be used or reproduced for any purpose without the written permission of NICHOLS MELBURG and ROSSETTO.

300 KNOLLCREST DRIVE
REDDING, CA 96002
(530) 222-3300 (530) 222-3538 FAX
http://www.nmrdesign.com



LICENSE STAMPS

PROJECT NAME
ACCESSIBILITY IMPROVEMENTS
FOR
HUMBOLDT COUNTY COURTHOUSE
826 5TH STREET
EUREKA, CALIFORNIA

SHEET TITLE
GROUND FLOOR RESTROOM WORK
RMs #G10 & #G11

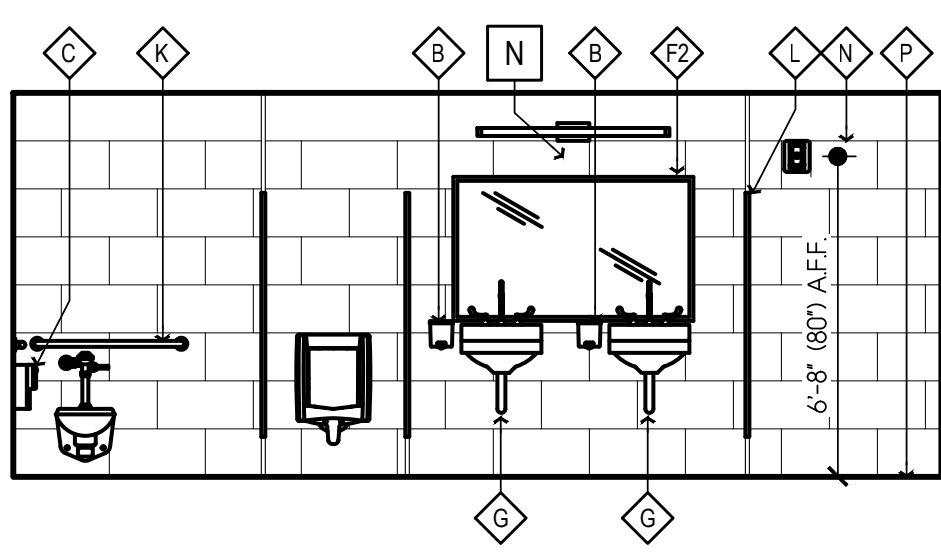
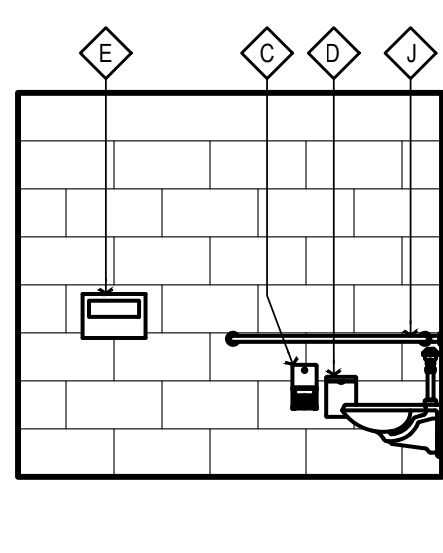
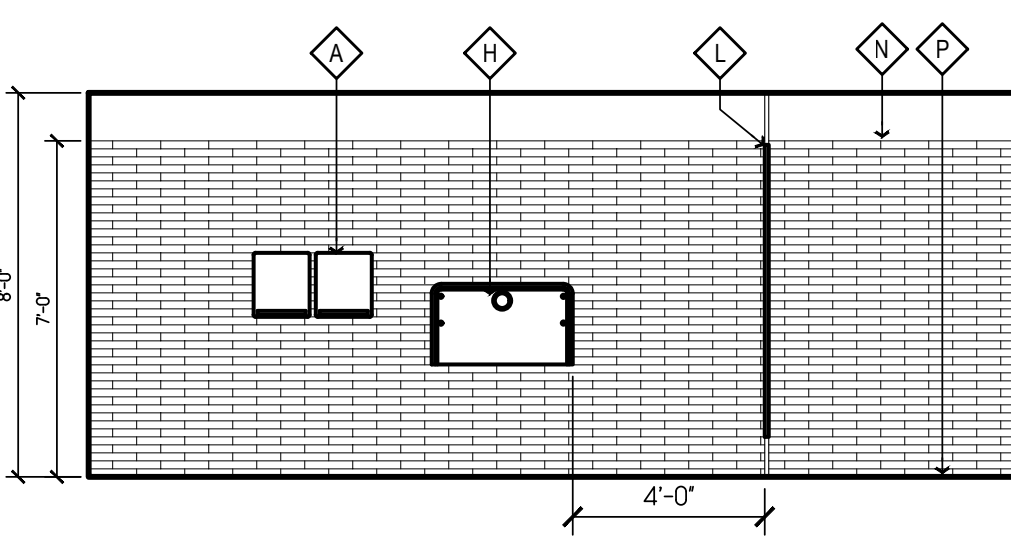
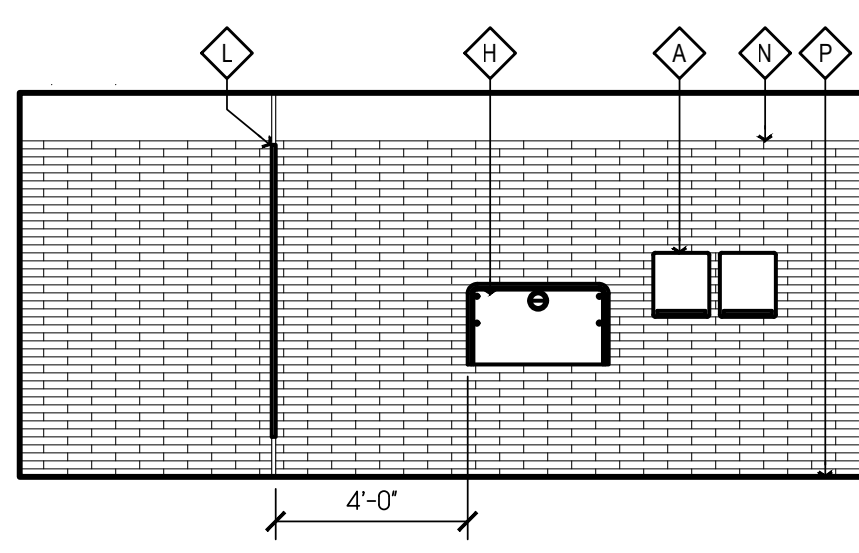
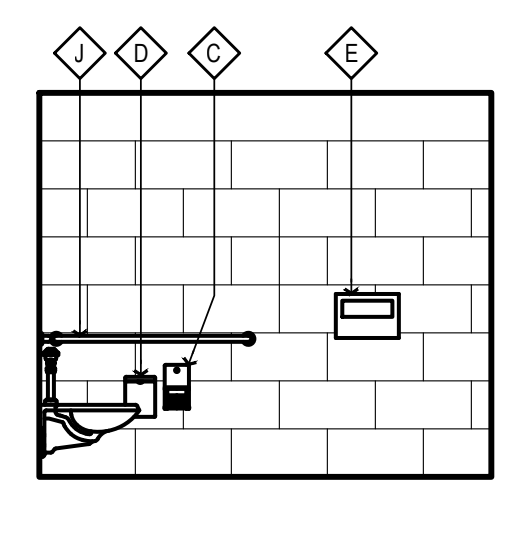
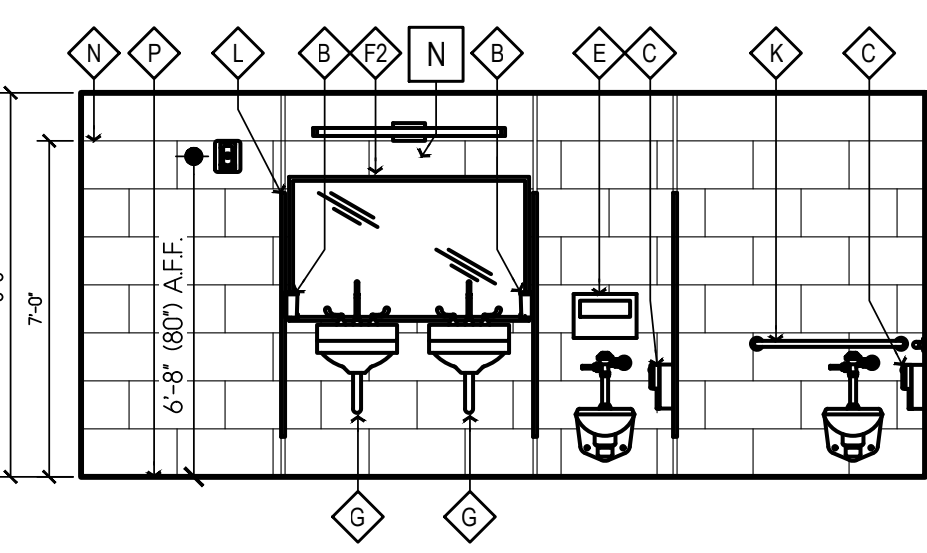
DRAWING STATUS
CONSTRUCTION DOCUMENTS

REVISIONS

Sym.	Description	By	Date

Drawn By	CD
Checked By	
Date Drawn	2/15/2023
Scale	AS NOTED
Job No.	17-6430

SHEET No.
A201



6 WOMEN'S RESTROOMS G11 ELEVATIONS
SCALE: 1/4" = 1'-0"

5 MEN'S RESTROOM G10 ELEVATIONS
SCALE: 1/4" = 1'-0"

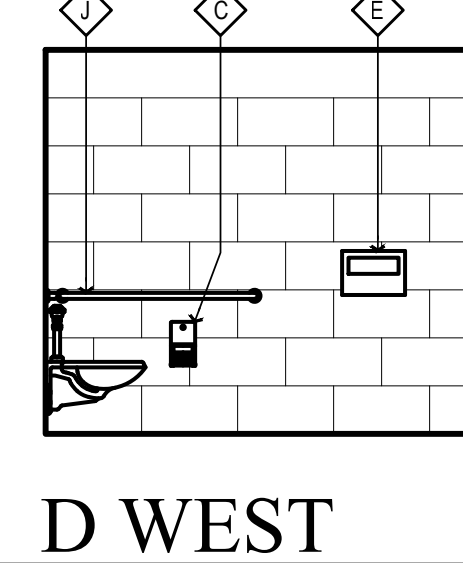
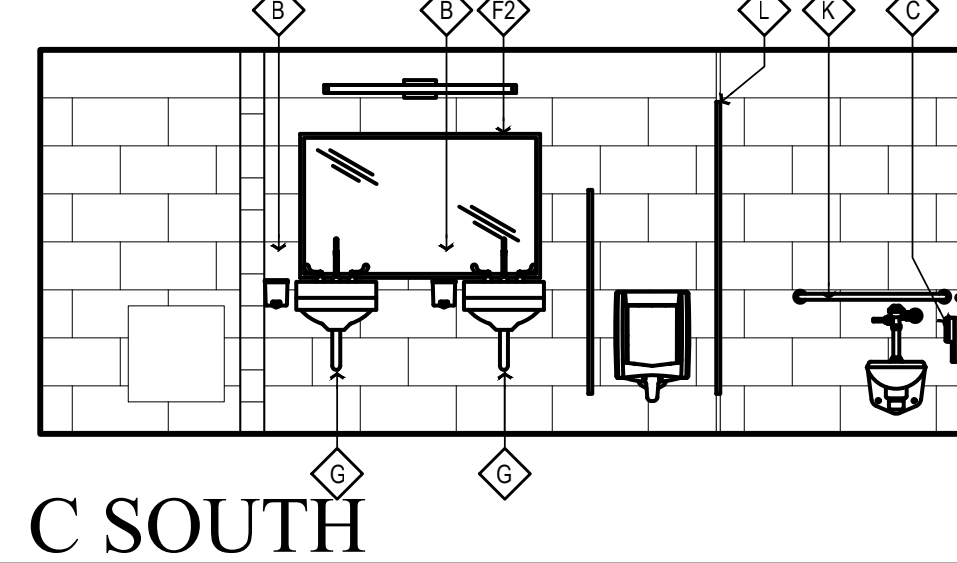
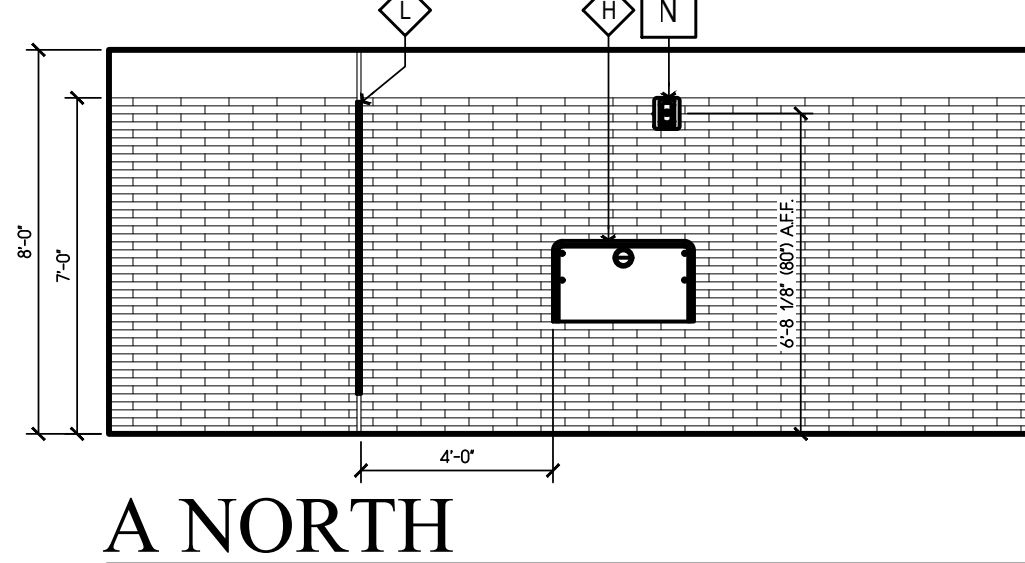
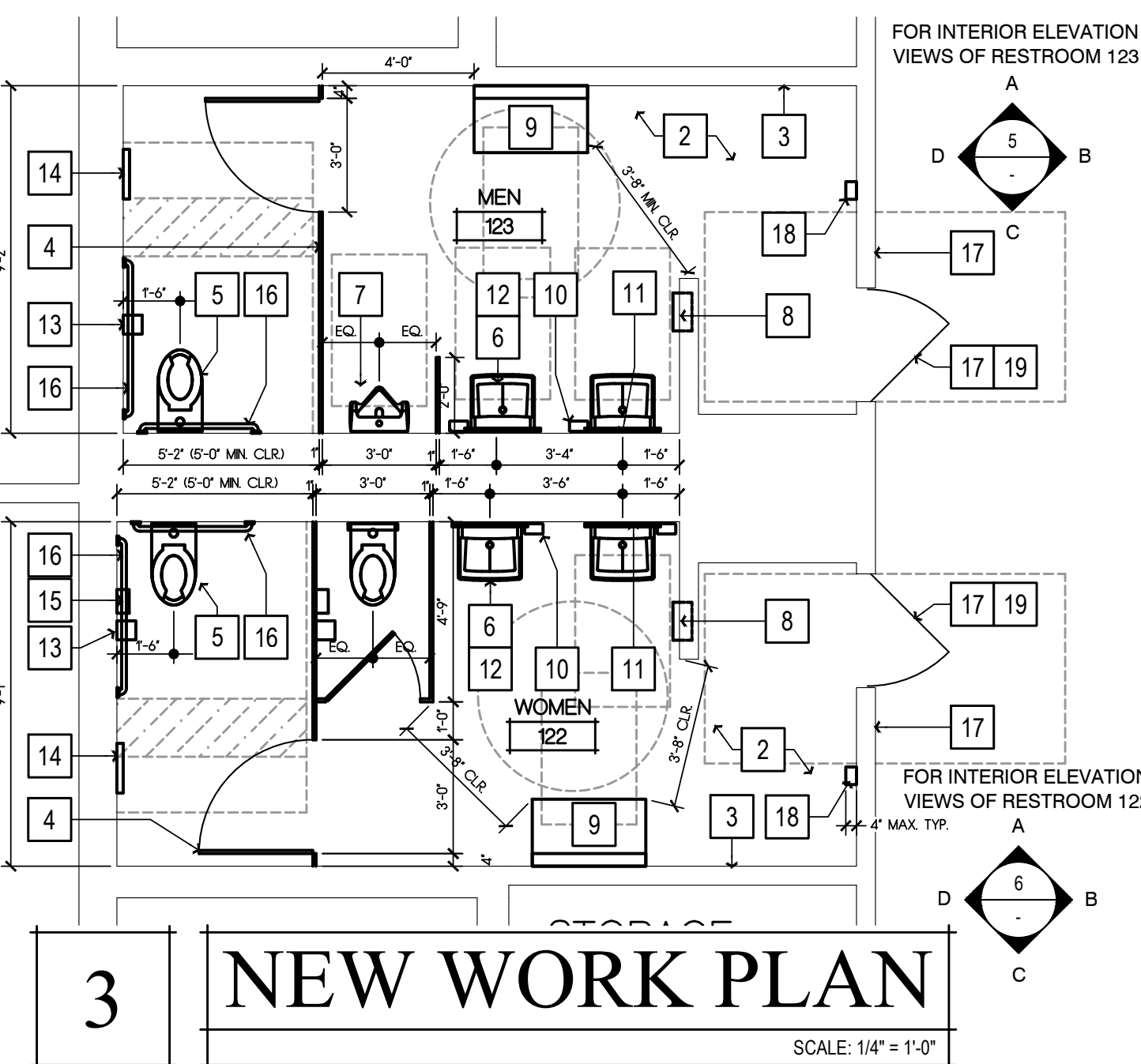
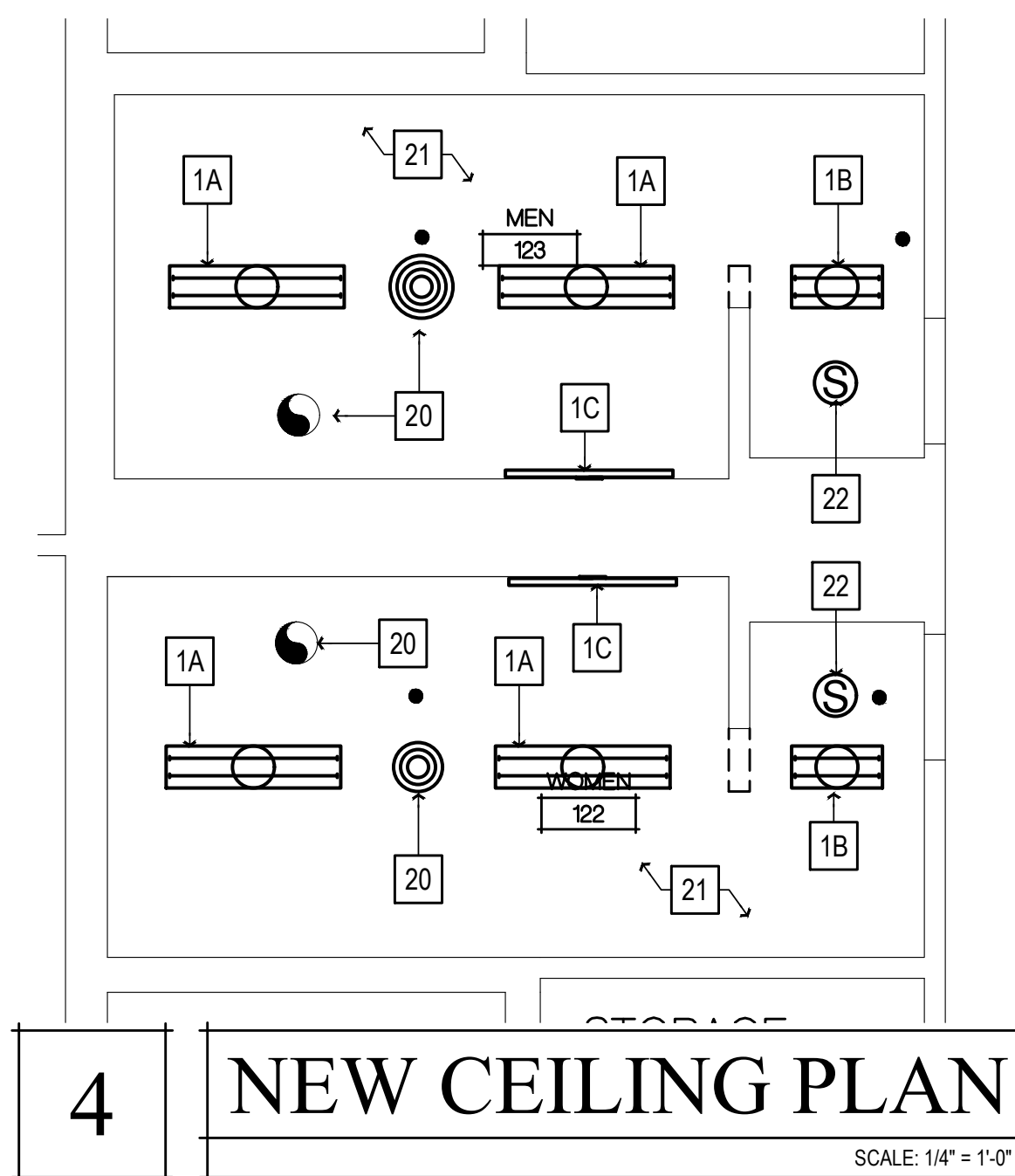
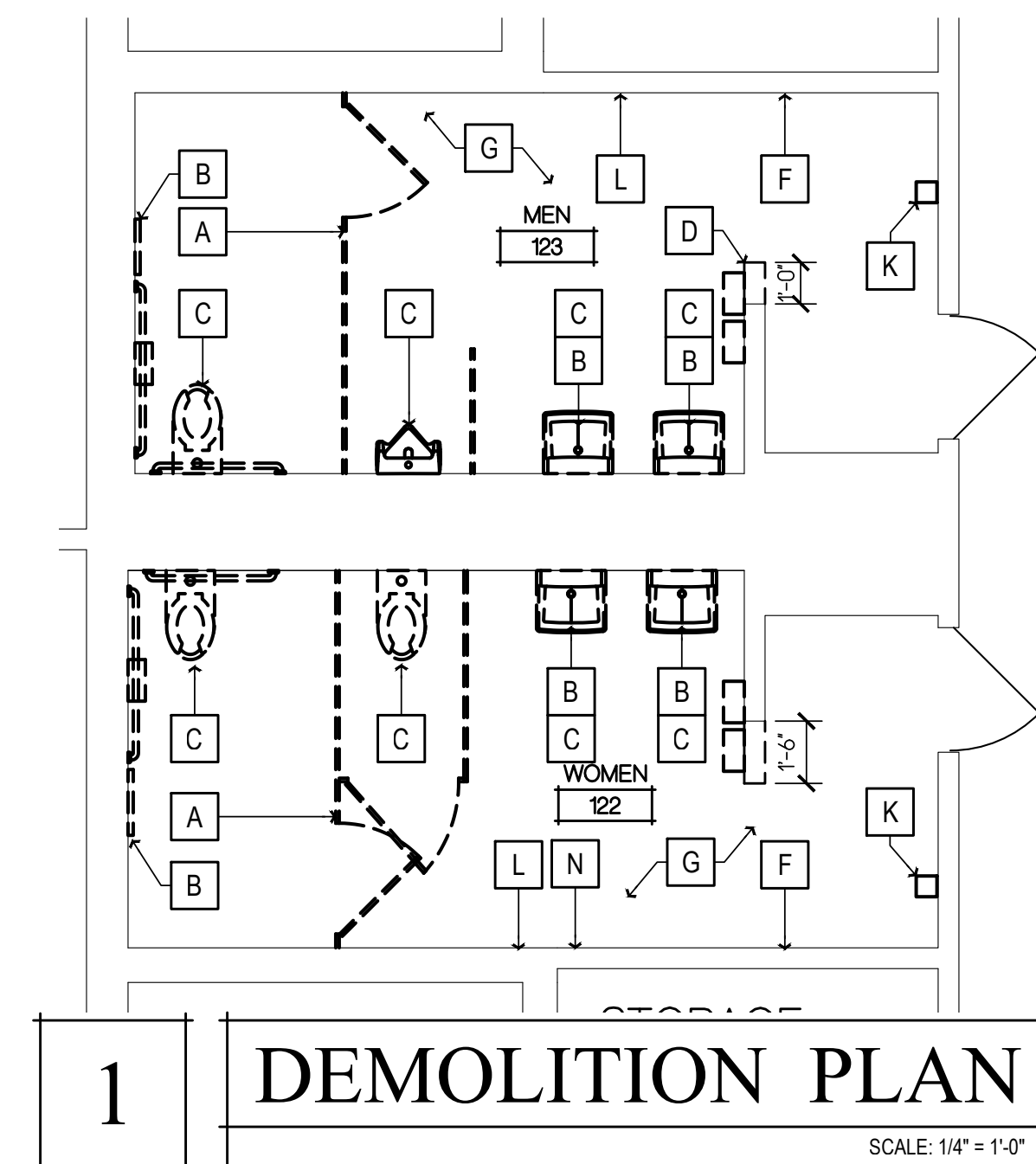
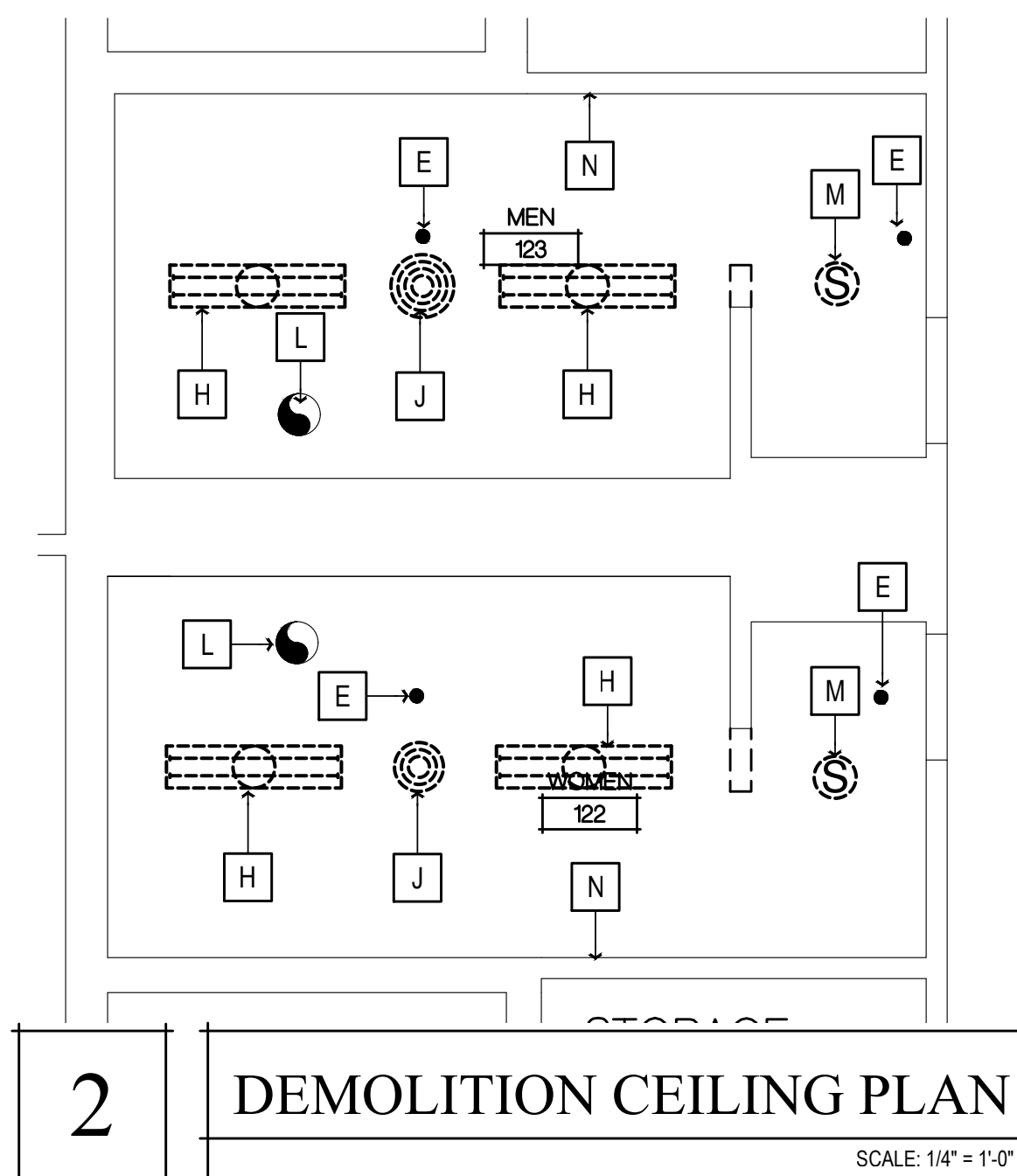
- ### GENERAL NOTES
- RECYCLE AND/OR SALVAGE FOR REUSE A MINIMUM OF 50% OF THE OF THE NON-HAZARDOUS CONSTRUCTION WASTE. UTILIZE A WASTE MANAGEMENT COMPANY THAT PROVIDES VERIFIABLE DOCUMENTATION OF THE PERCENTAGE OF CONSTRUCTION WASTE DIVERTED FROM THE LANDFILL.
 - PATCH, REPAIR, PREPARE ALL SURFACES FOR FINISH MATERIALS WHERE DISTURBED BY ALTERATIONS, INCLUDING OPENINGS IN WALLS AND FLOORS FROM REMOVED PIPES AND FIXTURES.
 - PAINT ALL WALLS AND CEILINGS TO MATCH (E) CONDITIONS.
 - SEALED CONCRETE TO MATCH (E) CONDITIONS. REPAIR WHERE DISTURBED BY ALTERATION PROCESS.
 - ADJUST FLOOR SLOPES TO DRAIN, LESS THAN 1.5% IN ALL DIRECTIONS.
 - PAINT ALL (E) ACCESS HATCHES, MATCH CEILING COLOR
 - PRIOR TO PAINTING, SMOOTH COAT AND SAND (E) WALLS TO REMOVE CRACKING AND OTHER IMPERFECTIONS.

WALL LEGEND

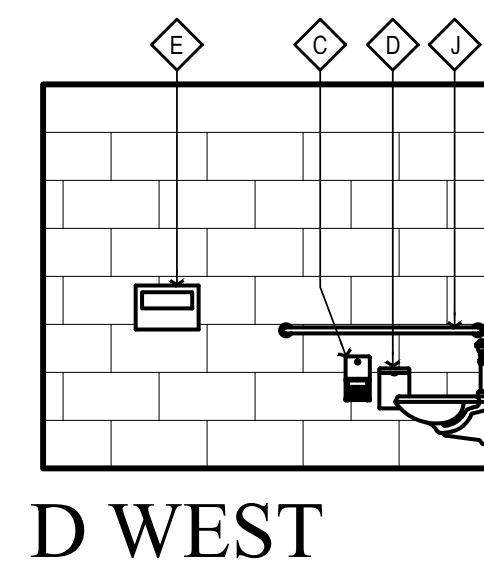
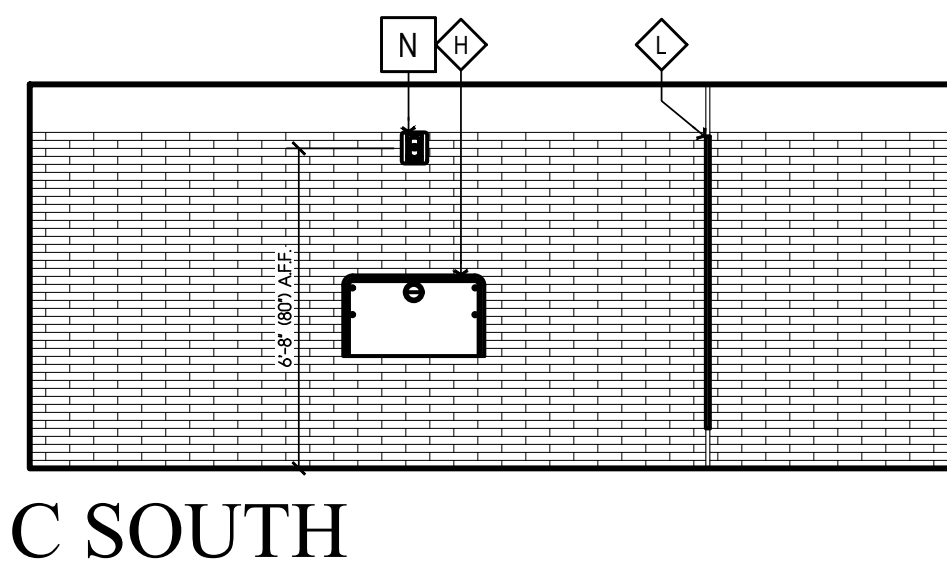
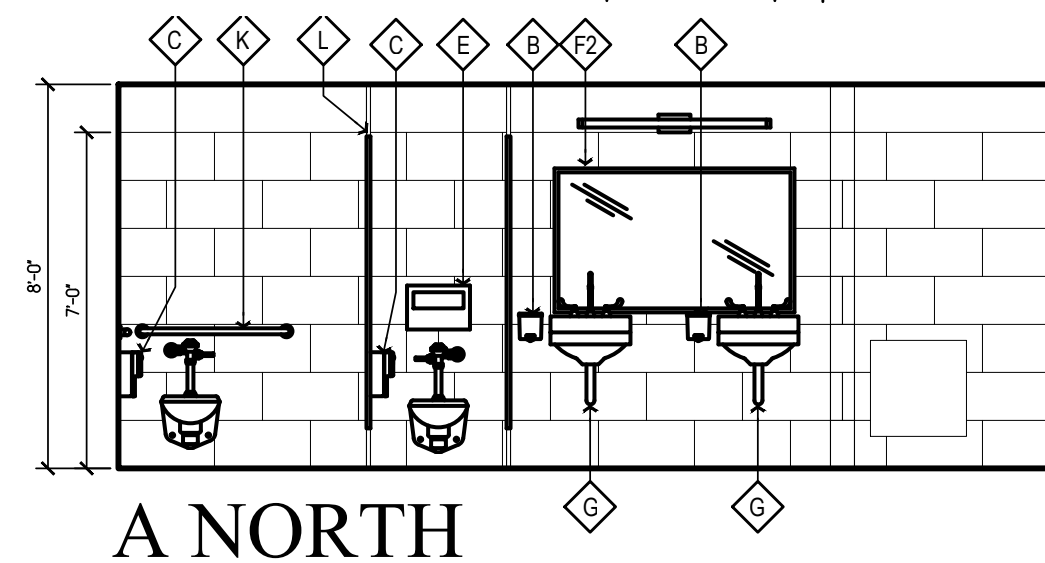
(ALL ITEMS ARE NEW UNLESS NOTED (E) OR EXISTING)

	(E) ELEMENT TO REMAIN
	(E) ELEMENT TO BE DEMOLISHED
	ELEMENT TO BE INSTALLED

Log Name: Dawn C
 Pct Date: March 06, 2023 - 104 PM
 File Name: \\NORF003-RS20MFP01\Projects\6830306\6830307\7-6430 Humboldt County ADA Compliance\09 Courthouse\Drawings\FC CH_LFing 1st Boarding
 PEPS: v19\CH_LB1\BDMO 11.E37



5 MEN'S RESTROOM 123 ELEVATIONS
 SCALE: 1/4" = 1'-0"



6 WOMEN'S RESTROOM 122 ELEVATIONS
 SCALE: 1/4" = 1'-0"

NEW WORK SHEET NOTES	DEMOLITION SHEET NOTES
(ALL ITEMS ARE NEW UNLESS NOTED (E) OR EXISTING)	(ALL ITEMS ARE EXISTING UNLESS NOTED (N) OR NEW)
TIER 1 WORK	A REMOVE (E) TOILET PARTITIONS AS SHOWN
REMOVE (E) PLUMBING FIXTURES AND ASSOCIATED ACCESSORIES. REMOUNT PLUMBING FIXTURES AND ACCESSORIES PER ACCESSIBILITY REQUIREMENTS ON SHT. A009. REPAIR (E) FINISHES AS REQ'D. MATCH (E) ADJACENT TYP.	B REMOVE (E) TOILET & RESTROOM ACCESSORIES, RETAIN GRAB BARS AND LAVATORY PIPING PROTECTION PACKAGES FOR REINSTALLATION, RETURN ALL OTHER ACCESSORIES TO THE COUNTY FOR RE-USE.
TIER 2 WORK	C REMOVE (E) PLUMBING FIXTURE AS SHOWN
REMOVE (E) PLUMBING FIXTURES, ASSOCIATED ACCESSORIES, AND (E) RESTROOM FINISHES. PROVIDE (N) FINISHES, AND REMOUNT PLUMBING FIXTURES AND ACCESSORIES PER ACCESSIBILITY REQUIREMENTS ON SHT. A009	D REMOVE INDICATED SECTION OF WALL
1A (N) 4" LED LIGHT FIXTURE, SEE SCHEDULE ON SHT. A140	E (E) FIRE SPRINKLER TO REMAIN
1B (N) 2" LED LIGHT FIXTURE, SEE SCHEDULE ON SHT. A140	F REMOVE (E) WALL FINISHES, PREP FOR (N) WALL FINISHES
1C (N) VANITY LIGHT FIXTURE, SEE SCHEDULE ON SHT. A140	G REMOVE (E) FLOORING, PREP SUBFLOOR FOR (N) FLOORING
2 TILE FLOORING, SEE FINISH SCHEDULE ON SHT. A140.	H REMOVE (E) LIGHT FIXTURE, PREP J-BOX FOR (N) LIGHT FIXTURE
3 WALL TILE, SEE FINISH SCHEDULE ON SHT. A140	J REMOVE (E) HVAC REGISTER, CLEAN AND PREP FOR (N) PAINT
4 (N) TOILET PARTITIONS, SEE FINISH SCHEDULE ON SHT. A140.	K REMOVE (E) WALL MOUNTED HAND SANITIZER DISPENSER
5 WALL MOUNTED FLUSH VALVE TOILET, SEE PLUMBING SCHEDULE ON SHT. A140	L (E) EXHAUST FAN TO REMAIN, REMOVE (E) FAN GRILLE FOR REPLACEMENT
6 WALL MOUNTED LAVATORY, SEE SEE PLUMBING SCHEDULE ON SHT. A140	M REMOVE (E) SMOKE DETECTORS, RETAIN FOR REINSTALLATION
7 PROVIDE WALL MOUNTED ACCESSIBLE URINAL, SEE PLUMBING SCHEDULE ON SHT. A140	N VERIFY IN FIELD THAT CENTER OF (E) HORN & STROBE UNIT IS LOCATED +80" A.F.F., RELOCATE HORN & STROBE DEVICE AND ASSOCIATED J-BOX SO THAT CENTER OF FIXTURE IS AT +80" A.F.F. IF REQ'D.
8 REINSTALL RECESSED WALL MOUNTED PAPER TOWEL DISPENSER, COUNTY TO VERIFY LOCATION, SEE DTL. 1/A901	
9 (N) WALL MOUNTED BABY CHANGING STATION, SEE RESTROOM ACCESSORY SCHEDULE ON SHT. A140	
10 REINSTALL WALL MOUNTED SOAP DISPENSER	
11 (N) LAVATORY MIRROR, SEE RESTROOM ACCESSORY SCHEDULE ON SHT. A140	
12 REINSTALL LAVATORY PIPING PROTECTION PACKAGE	
13 REINSTALL TOILET PAPER DISPENSER	
14 REINSTALL TOILET SEAT COVER DISPENSER	
15 REINSTALL SANITARY NAPKIN DISPENSER	
16 REINSTALL GRAB BARS	
17 ACCESSIBLE TACTILE SIGNAGE, SEE DTL. 7/A009	
18 REINSTALL WALL MOUNTED HAND SANITIZER (4" MAX. DEPTH), LOCATION TO BE VERIFIED BY COUNTY	
ADJUST DOOR CLOSER OPERATOR SO THAT THE FORCE REQUIRED TO ACTUATE THE DOOR DOES NOT EXCEED 5 LBS. (22 NEWTONS); ADJUST THE CLOSER OPERATOR SO THAT THE TIME REQUIRED FOR THE DOOR TO CLOSE FROM AN OPEN POSITION OF 90 DEGREES TO WITHIN 12 DEGREES OF THE LATCH IS 5 SECONDS MINIMUM.	
19	
20 PAINT AND REINSTALL HVAC GRILLES	
21 REPAIR CLNG. AS REQ'D., PAINT PER FINISH SCHEDULE ON SHT. A140	
22 REINSTALL SMOKE DETECTOR, TIE IN TO (E) FIRE ALARM SYSTEM AS REQ'D.	

- GENERAL NOTES**
- RECYCLE AND/OR SALVAGE FOR REUSE A MINIMUM OF 50% OF THE OF THE NON-HAZARDOUS CONSTRUCTION WASTE. UTILIZE A WASTE MANAGEMENT COMPANY THAT PROVIDES VERIFIABLE DOCUMENTATION OF THE PERCENTAGE OF CONSTRUCTION WASTE DIVERTED FROM THE LANDFILL.
 - PATCH, REPAIR, PREPARE ALL SURFACES FOR FINISH MATERIALS WHERE DISTURBED BY ALTERATIONS, INCLUDING OPENINGS IN WALLS AND FLOORS FROM REMOVED PIPES AND FIXTURES.
 - PAINT ALL WALLS AND CEILINGS TO MATCH (E) CONDITIONS.
 - SEALED CONCRETE TO MATCH (E) CONDITIONS. REPAIR WHERE DISTURBED BY ALTERATION PROCESS.
 - ADJUST FLOOR SLOPES TO DRAIN, LESS THAN 1.5% IN ALL DIRECTIONS.
 - PAINT ALL (E) ACCESS HATCHES, MATCH CEILING COLOR PRIOR TO PAINTING. SMOOTH COAT AND SAND (E) WALLS TO REMOVE CRACKING AND OTHER IMPERFECTIONS.

WALL LEGEND


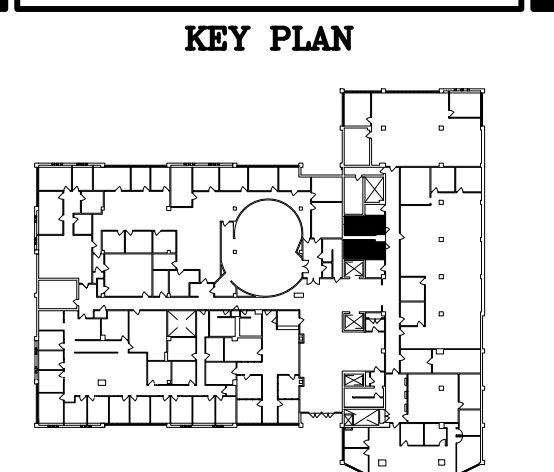
(ALL ITEMS ARE NEW UNLESS NOTED (E) OR EXISTING)

[Solid Line]	(E) ELEMENT TO REMAIN
[Dashed Line]	(E) ELEMENT TO BE DEMOLISHED
[Thick Solid Line]	ELEMENT TO BE INSTALLED

Copyright © 2023

All ideas, designs, arrangements and plans indicated or represented by this drawing are owned by and the property of NICHOLS MELBURG and ROSSETTO ARCHITECTS + ENGINEERS. No part of this drawing, design, arrangement or plan shall be used by, or disclosed to any person, firm or corporation for any purpose whatsoever without the written permission of NICHOLS MELBURG and ROSSETTO.

NICHOLS MELBURG ROSSETTO ARCHITECTS + ENGINEERS
 300 KNOLLCREST DRIVE
 REDDING, CA 96002
 (530) 222-3300 (530) 222-3538 FAX
<http://www.nmrdesign.com>



PROJECT NAME
 ACCESSIBILITY IMPROVEMENTS
 FOR
 HUMBOLDT COUNTY COURTHOUSE
 826 5TH STREET
 EUREKA, CALIFORNIA

SHEET TITLE
 1st FLOOR
 RESTROOM WORK
 #122 & #123


DRAWING STATUS
 CONSTRUCTION DOCUMENTS

REVISIONS

Sym.	Description	By	Date

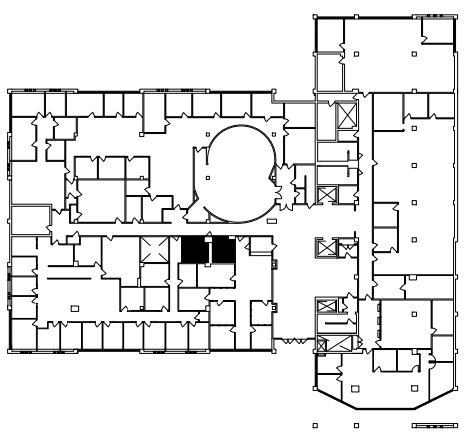
Drawn By	CD
Checked By	
Date Drawn	2/15/2023
Scale	AS NOTED
Job No.	17-6430

SHEET No.
 A211



NICHOLS MELBURG ROSSETTO ARCHITECTS + ENGINEERS
 300 KNOLLCREST DRIVE
 REDDING, CA 96002
 (530) 222-3300 (530) 222-3538 FAX
<http://www.nmrdesign.com>

KEY PLAN



LICENSE STAMPS



PROJECT NAME
ACCESSIBILITY IMPROVEMENTS
 FOR
HUMBOLDT COUNTY COURTHOUSE
 825 5TH STREET
 EUREKA, CALIFORNIA

SHEET TITLE
 1st FLOOR
RESTROOM WORK
 RMs #106 & #107

DRAWING STATUS
CONSTRUCTION DOCUMENTS

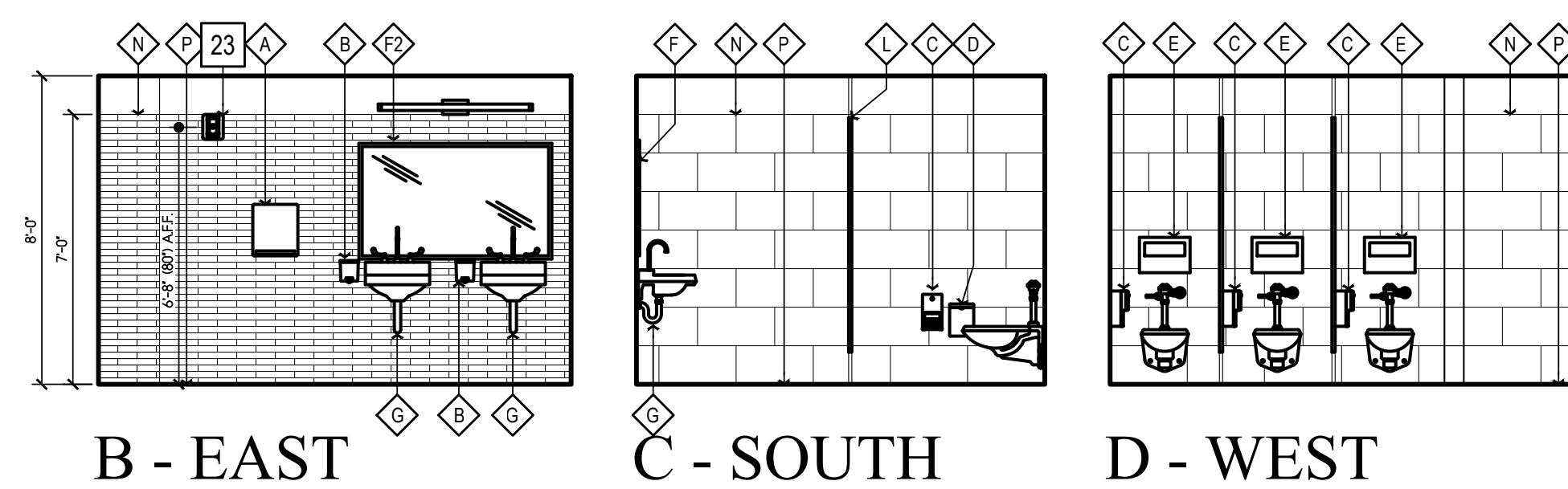
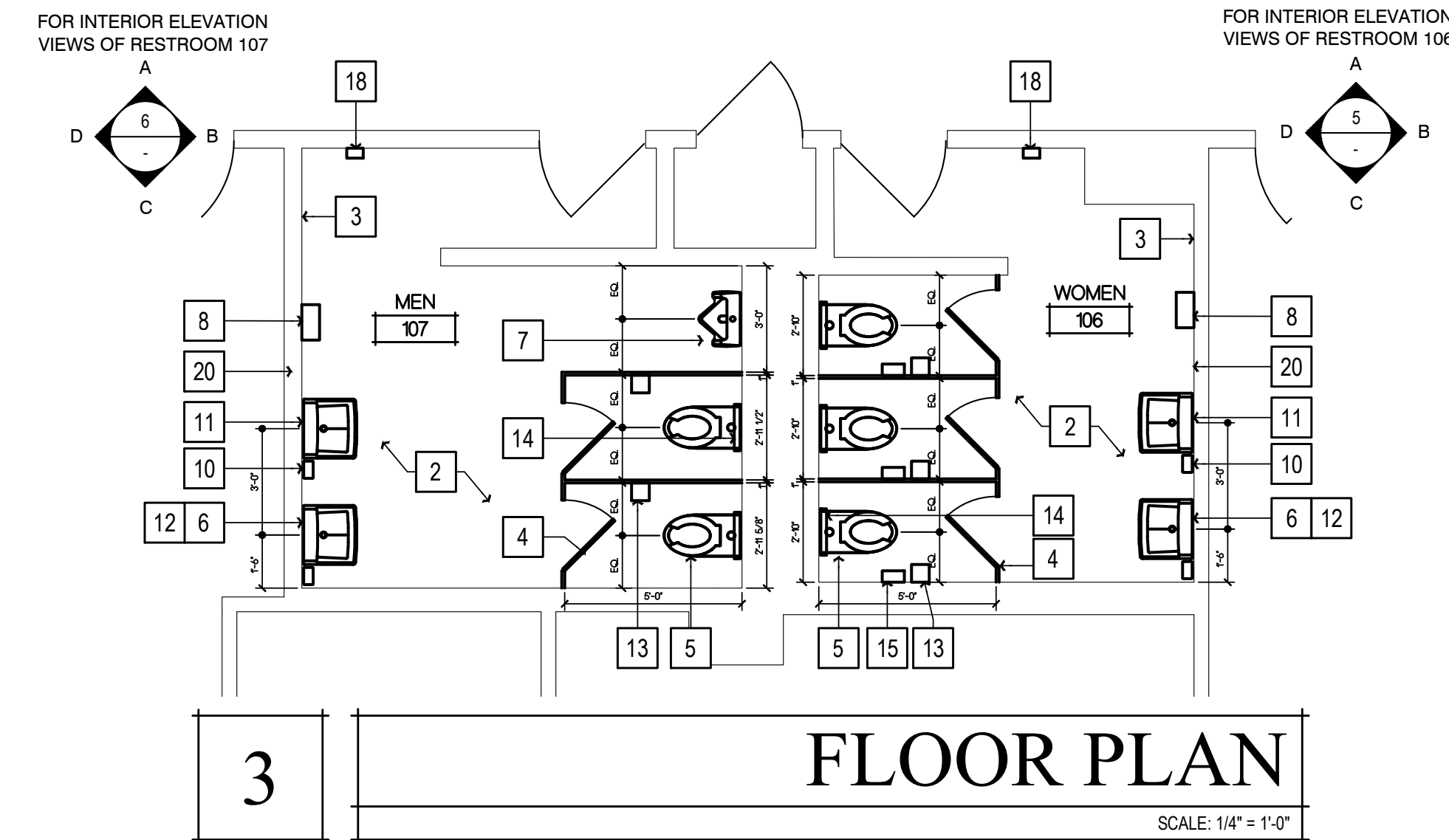
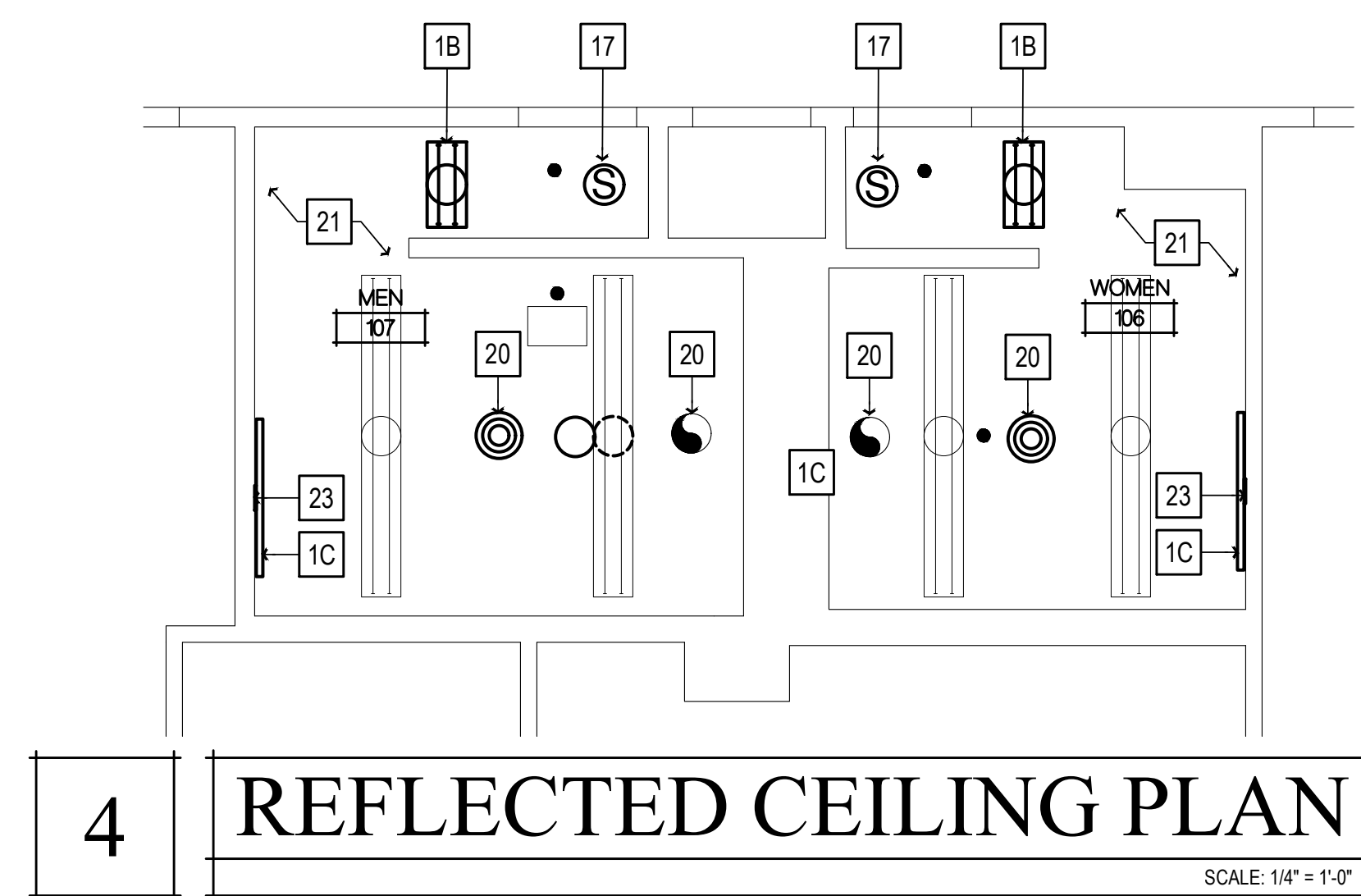
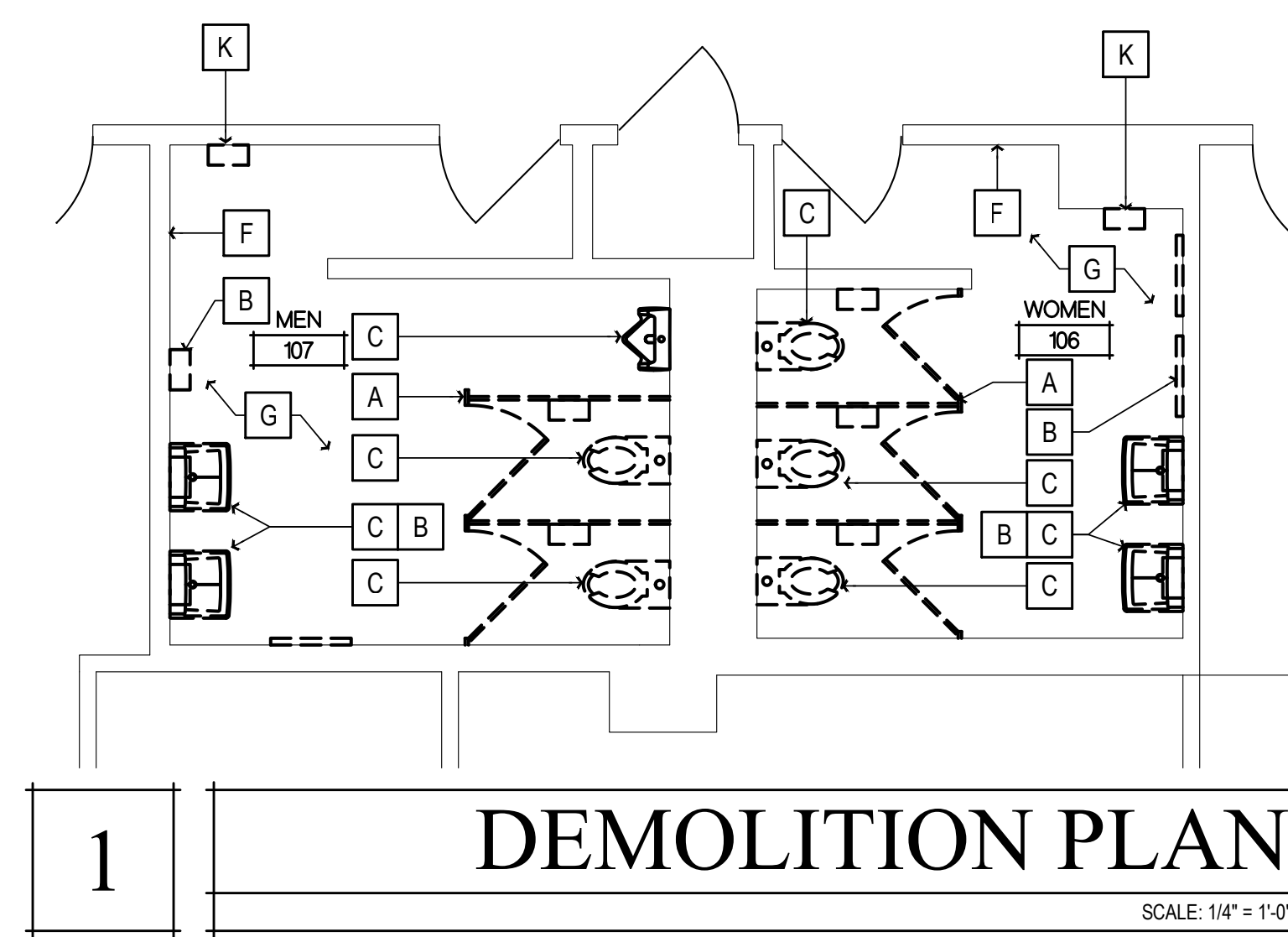
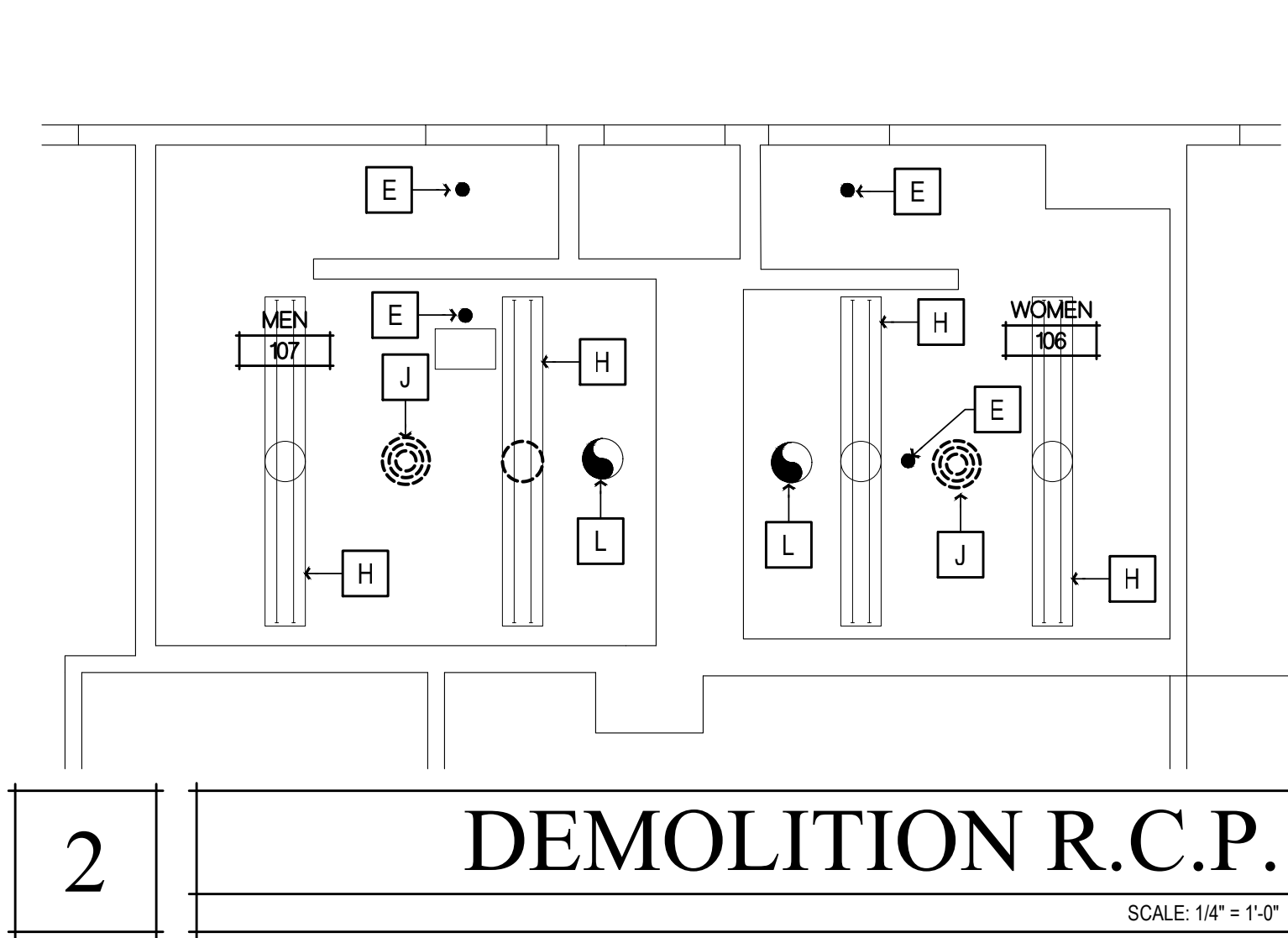
REVISIONS
 Sym. Description By Date

Drawn By	CD
Checked By	
Date Drawn	2/15/2023
Scale	AS NOTED
Job No.	17-6430

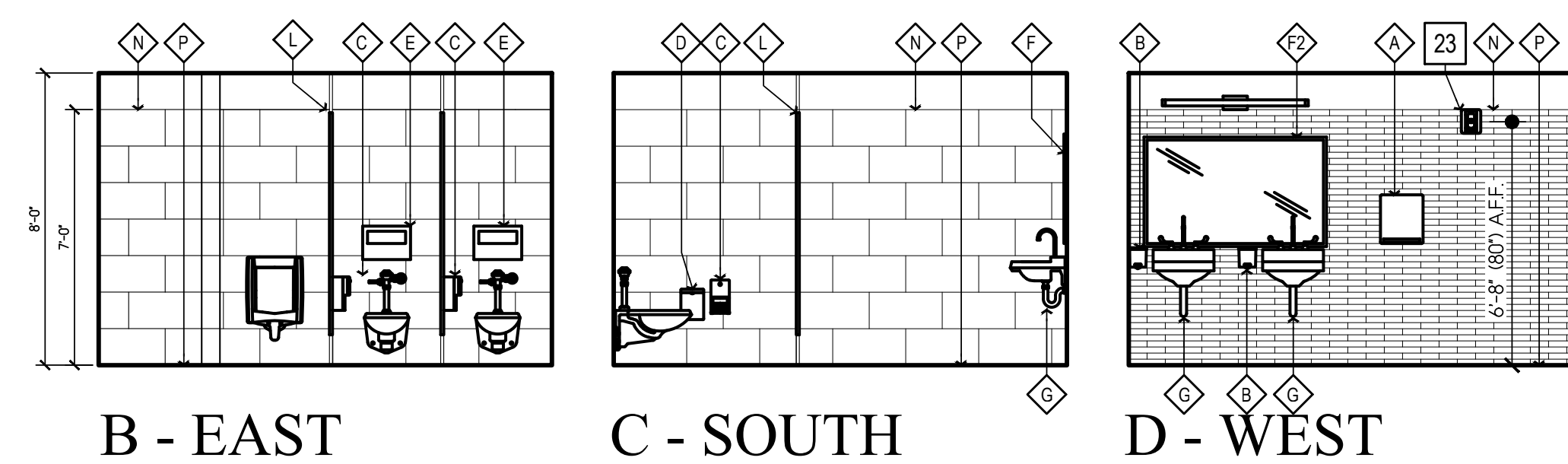
SHEET No.

A212

NEW WORK SHEET NOTES	DEMOLITION SHEET NOTES
(ALL ITEMS ARE NEW UNLESS NOTED (E) OR EXISTING)	(ALL ITEMS ARE EXISTING UNLESS NOTED (N) OR NEW)
TIER 3 WORK	
REMOVE (E) PLUMBING FIXTURES, ASSOCIATED ACCESSORIES, AND (E) RESTROOM FINISHES. PROVIDE (N) FINISHES, AND REMOUNT PLUMBING FIXTURES AND ACCESSORIES BACK TO (E) LOCATIONS	A REMOVE (E) TOILET PARTITIONS AS SHOWN
1A NOT USED	B REMOVE (E) TOILET & RESTROOM ACCESSORIES, RETAIN GRAB BARS AND LAVATORY PIPING PROTECTION PACKAGES FOR REINSTALLATION, RETURN ALL OTHER ACCESSORIES TO THE COUNTY FOR RE-USE.
1B (N) 2' LED LIGHT FIXTURE, SEE SCHEDULE ON SHT. A 140	C REMOVE (E) PLUMBING FIXTURE AS SHOWN
1C (N) VANITY LIGHT FIXTURE, SEE SCHEDULE ON SHT. A140	D NOT USED
2 TILE FLOORING, SEE FINISH SCHEDULE ON SHT. A140.	E (E) FIRE SPRINKLER TO REMAIN
3 WALL TILE, SEE FINISH SCHEDULE ON SHT. A140.	F REMOVE (E) WALL FINISHES, PREP FOR (N) WALL FINISHES
4 (N) TOILET PARTITIONS, SEE FINISH SCHEDULE ON SHT. A140	G REMOVE (E) FLOORING, PREP SUBFLOOR FOR (N) FLOORING
5 WALL MOUNTED FLUSH VALVE TOILET, SEE PLUMBING SCHEDULE ON SHT. A140	H (E) LIGHT FIXTURE TO REMAIN
6 WALL MOUNTED LAVATORY, SEE SEE PLUMBING SCHEDULE ON SHT. A140	J REMOVE (E) HVAC REGISTER, CLEAN AND PREP FOR (N) PAINT
7 PROVIDE WALL MOUNTED ACCESSIBLE URINAL, SEE PLUMBING SCHEDULE ON SHT. A140	K REMOVE (E) WALL MOUNTED HAND SANITIZER DISPENSER
8 REINSTALL WALL MOUNTED PAPER TOWEL DISPENSERS, COUNTY TO VERIFY LOCATION, SEE DTL. 1/A901	L (E) EXHAUST FAN TO REMAIN, REMOVE (E) FAN GRILLE FOR REPLACEMENT
9 NOT USED	
10 REINSTALL WALL MOUNTED SOAP DISPENSER	
11 (N) LAVATORY MIRROR, SEE RESTROOM ACCESSORY SCHEDULE ON SHT. A140	
12 REINSTALL LAVATORY MIRROR PROTECTION PACKAGE	
13 REINSTALL TOILET PAPER DISPENSER	
14 REINSTALL TOILET SEAT COVER DISPENSER	
15 REINSTALL SANITARY NAPKIN DISPENSER	
16 NOT USED	
17 NOT USED	
18 REINSTALL WALL MOUNTED HAND SANITIZER, LOCATION TO BE VERIFIED BY COUNTY	
19 NOT USED	
20 PAINT AND REINSTALL HVAC GRILLES	
21 REPAIR CLNG. AS REQ'D., PAINT PER FINISH SCHEDULE ON SHT. A140	
22 (N) SMOKE DETECTOR, TIE IN TO (E) FIRE ALARM SYSTEM AS REQ'D.	
23 (N) HORN & STROBE WARNING DEVICE, MOUNT 6' OF FIXTURE @ +80' A.F.F. TYP., TIE IN TO (E) FIRE ALARM SYSTEM	



5 WOMEN'S RESTROOM 106 ELEVATIONS
SCALE: 1/4" = 1'-0"




6 MEN'S RESTROOM 107 ELEVATIONS
SCALE: 1/4" = 1'-0"

GENERAL NOTES

- RECYCLE AND/OR SALVAGE FOR REUSE A MINIMUM OF 50% OF THE OF THE NON-HAZARDOUS CONSTRUCTION WASTE. UTILIZE A WASTE MANAGEMENT COMPANY THAT PROVIDES VERIFIABLE DOCUMENTATION OF THE PERCENTAGE OF CONSTRUCTION WASTE DIVERTED FROM THE LANDFILL.
- PATCH, REPAIR, PREPARE ALL SURFACES FOR FINISH MATERIALS WHERE DISTURBED BY ALTERATIONS, INCLUDING OPENINGS IN WALLS AND FLOORS FROM REMOVED PIPES AND FIXTURES.
- PAINT ALL WALLS AND CEILINGS TO MATCH (E) CONDITIONS.
- SEALED CONCRETE TO MATCH (E) CONDITIONS. REPAIR WHERE DISTURBED BY ALTERATION PROCESS.
- ADJUST FLOOR SLOPES TO DRAIN, LESS THAN 1.5% IN ALL DIRECTIONS.
- PAINT ALL (E) ACCESS HATCHES, MATCH CEILING COLOR
- PRIOR TO PAINTING, SMOOTH COAT AND SAND (E) WALLS TO REMOVE CRACKING AND OTHER IMPERFECTIONS.

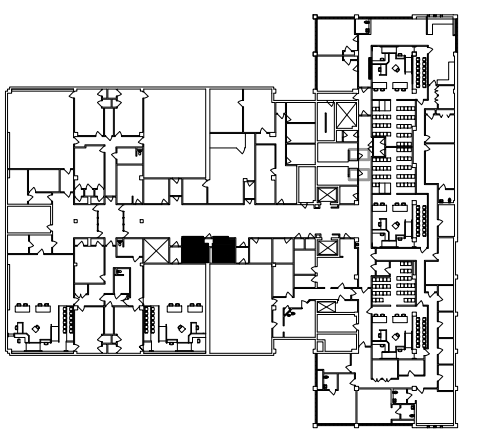
WALL LEGEND
 (ALL ITEMS ARE NEW UNLESS NOTED (E) OR EXISTING)

	(E) ELEMENT TO REMAIN
	(E) ELEMENT TO BE DEMOLISHED
	ELEMENT TO BE INSTALLED



**NICHOLS
 MELBURG
 ROSSETTO**
 ARCHITECTS + ENGINEERS
 300 KNOLLCREST DRIVE
 REDDING, CA 96002
 (530) 222-3300 (530) 222-3538 FAX
<http://www.nmrdesign.com>

KEY PLAN



LICENSE STAMPS



PROJECT NAME
 ACCESSIBILITY IMPROVEMENTS

FOR
 HUMBOLDT COUNTY COURTHOUSE

**826 5TH STREET
 EUREKA, CALIFORNIA**

SHEET TITLE
 2nd FLOOR
 RESTROOM WORK
 RMs #208 & #209

DRAWING STATUS
 CONSTRUCTION DOCUMENTS

REVISIONS

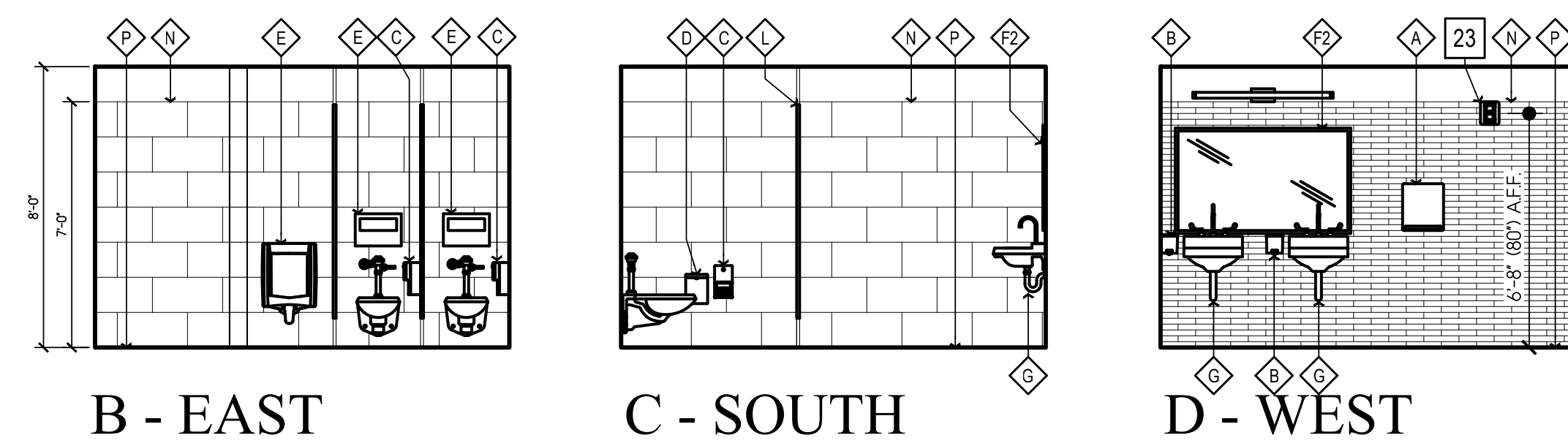
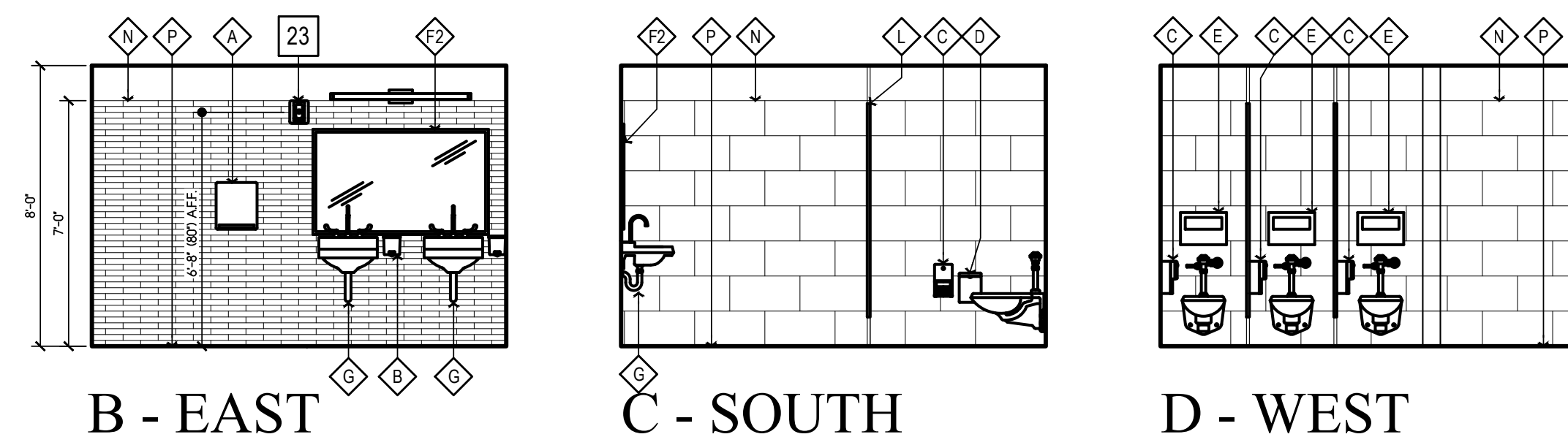
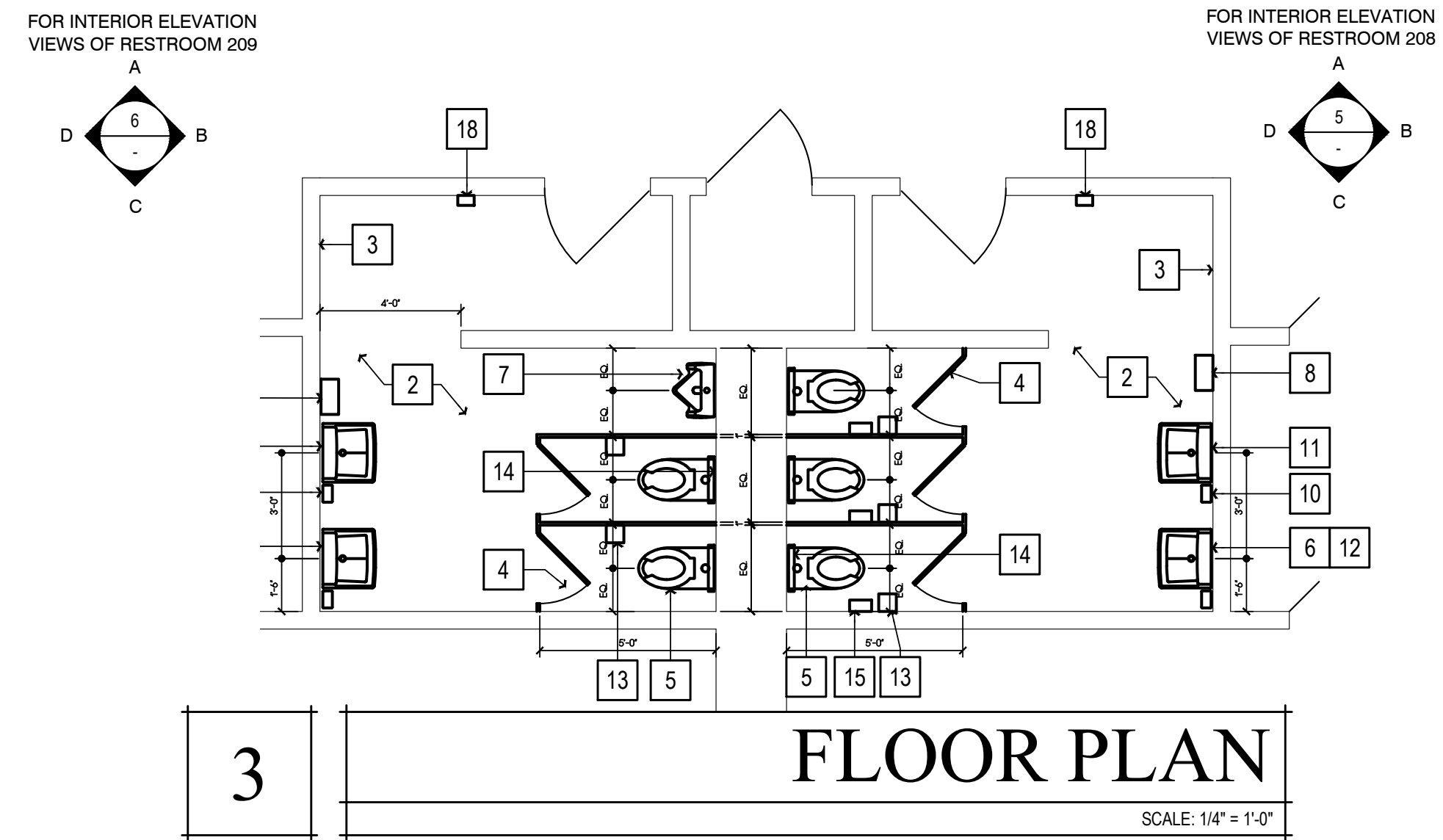
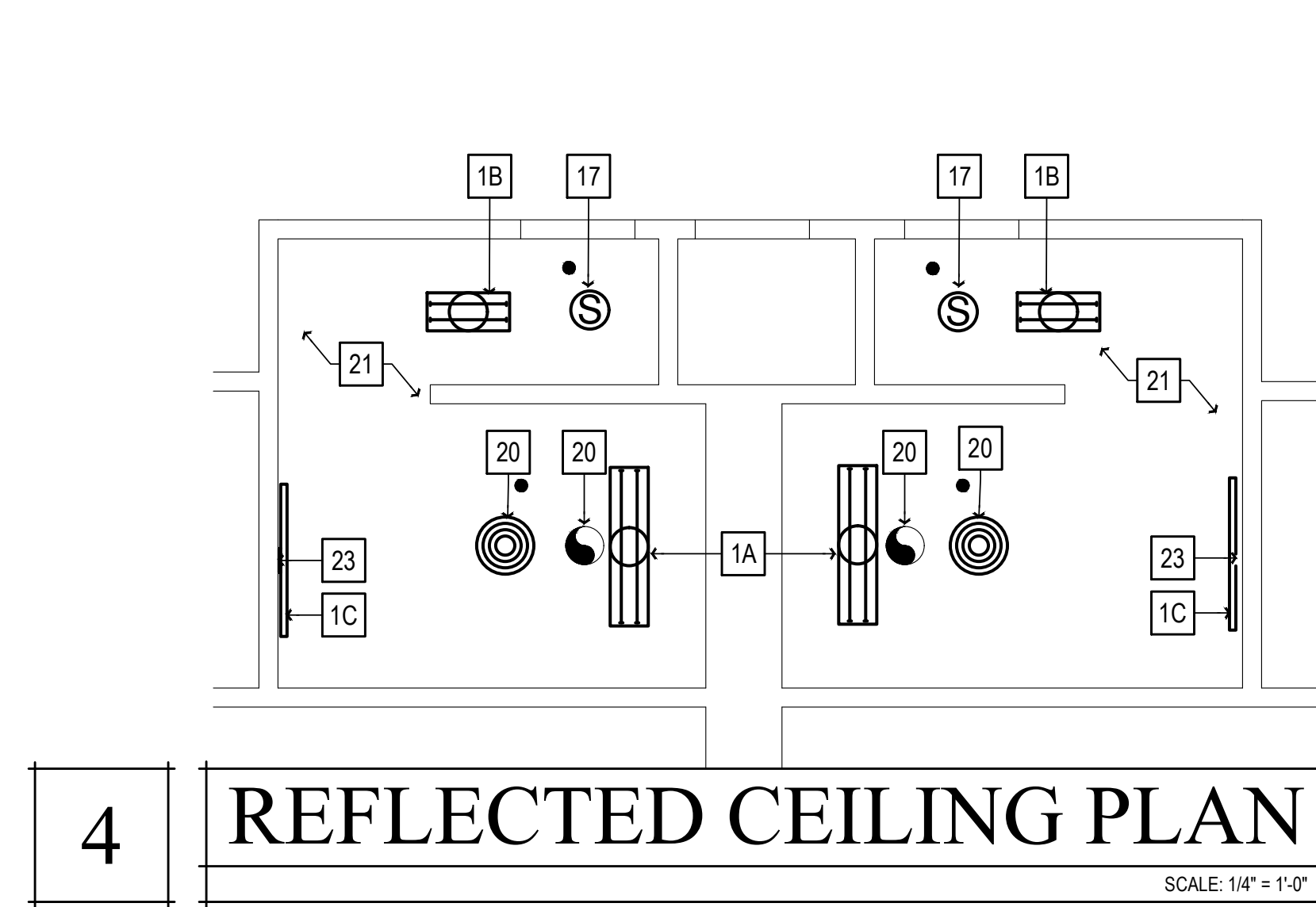
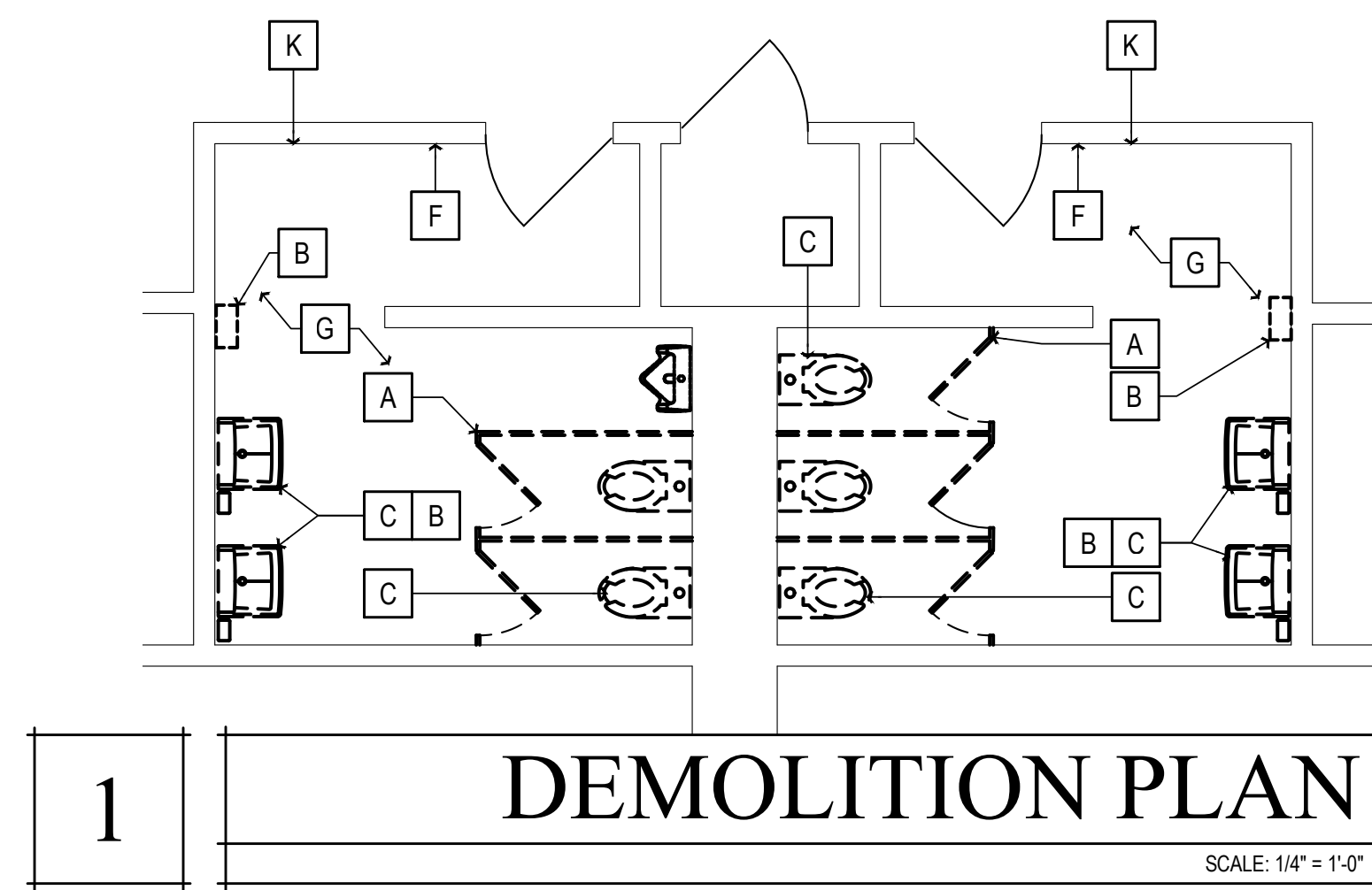
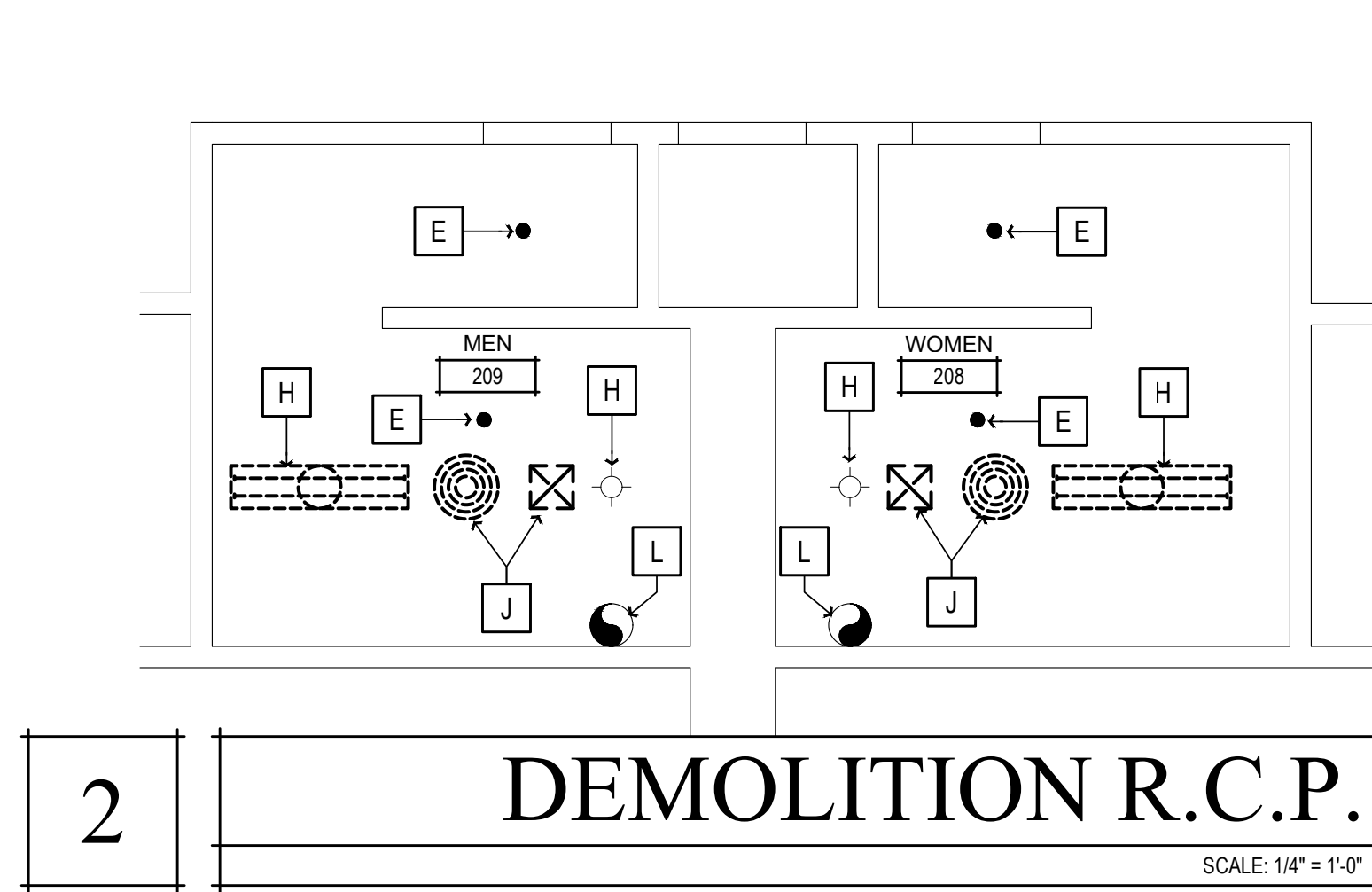
Sym.	Description	By	Date
△	BACK CHECK #2	TAJ	1/30/23

Drawn By	CD
Checked By	
Date Drawn	2/15/2023
Scale	AS NOTED
Job No.	17-6430

SHEET No.

A221

NEW WORK SHEET NOTES	DEMOLITION SHEET NOTES
(ALL ITEMS ARE NEW UNLESS NOTED (E) OR EXISTING)	(ALL ITEMS ARE EXISTING UNLESS NOTED (N) OR NEW)
TIER 3 WORK	
REMOVE (E) PLUMBING FIXTURES, ASSOCIATED ACCESSORIES, AND (E) RESTROOM FINISHES. PROVIDE (N) FINISHES, AND REMOUNT PLUMBING FIXTURES AND ACCESSORIES BACK TO (E) LOCATIONS	A REMOVE (E) TOILET PARTITIONS AS SHOWN
1A (N) 4' LED LIGHT FIXTURE, SEE SCHEDULE ON SHT. A140	B REMOVE (E) TOILET & RESTROOM ACCESSORIES, RETAIN GRAB BARS AND LAVATORY PIPING PROTECTION PACKAGES FOR REINSTALLATION, RETURN ALL OTHER ACCESSORIES TO THE COUNTY FOR RE-USE.
1B (N) 2' LED LIGHT FIXTURE, SEE SCHEDULE ON SHT. A140	C REMOVE (E) PLUMBING FIXTURE AS SHOWN
1C (N) VANITY LIGHT FIXTURE, SEE SCHEDULE ON SHT. A140	D NOT USED
2 TILE FLOORING, SEE FINISH SCHEDULE ON SHT. A140.	E (E) FIRE SPRINKLER TO REMAIN
3 WALL TILE, SEE FINISH SCHEDULE ON SHT. A140.	F REMOVE (E) WALL FINISHES, PREP FOR (N) WALL FINISHES
4 (N) TOILET PARTITIONS, SEE FINISH SCHEDULE ON SHT. A140	G REMOVE (E) FLOORING, PREP SUBFLOOR FOR (N) FLOORING
5 WALL MOUNTED FLUSH VALVE TOILET, SEE PLUMBING SCHEDULE ON SHT. A140	H (E) LIGHT FIXTURE TO REMAIN
6 WALL MOUNTED LAVATORY, SEE SEE PLUMBING SCHEDULE ON SHT. A140	J REMOVE (E) HVAC REGISTER, CLEAN AND PREP FOR (N) PAINT
7 PROVIDE WALL MOUNTED ACCESSIBLE URINAL, SEE PLUMBING SCHEDULE ON SHT. A140	K REMOVE (E) WALL MOUNTED HAND SANITIZER DISPENSER
8 REINSTALL WALL MOUNTED PAPER TOWEL DISPENSERS, COUNTY TO VERIFY LOCATION, SEE DTL. 1/A901	L (E) EXHAUST FAN TO REMAIN, REMOVE (E) FAN GRILLE FOR REPLACEMENT
9 NOT USED	
10 REINSTALL WALL MOUNTED SOAP DISPENSER	
11 (N) LAVATORY MIRROR, SEE RESTROOM ACCESSORY SCHEDULE ON SHT. A140	
12 REINSTALL LAVATORY PIPING PROTECTION PACKAGE	
13 REINSTALL TOILET PAPER DISPENSER	
14 REINSTALL TOILET SEAT COVER DISPENSER	
15 REINSTALL SANITARY NAPKIN DISPENSER	
16 NOT USED	
17 NOT USED	
18 REINSTALL WALL MOUNTED HAND SANITIZER, LOCATION TO BE VERIFIED BY COUNTY	
19 NOT USED	
20 PAINT AND REINSTALL HVAC GRILLES	
21 REPAIR CLNG. AS REQ'D., PAINT PER FINISH SCHEDULE ON SHT. A140	
22 (N) SMOKE DETECTOR, TIE IN TO (E) FIRE ALARM SYSTEM AS REQ'D.	
23 (N) HORN & STROBE WARNING DEVICE, MOUNT 6' OF FIXTURE @ +80' A.F.F. TYP., TIE IN TO (E) FIRE ALARM SYSTEM	



GENERAL NOTES

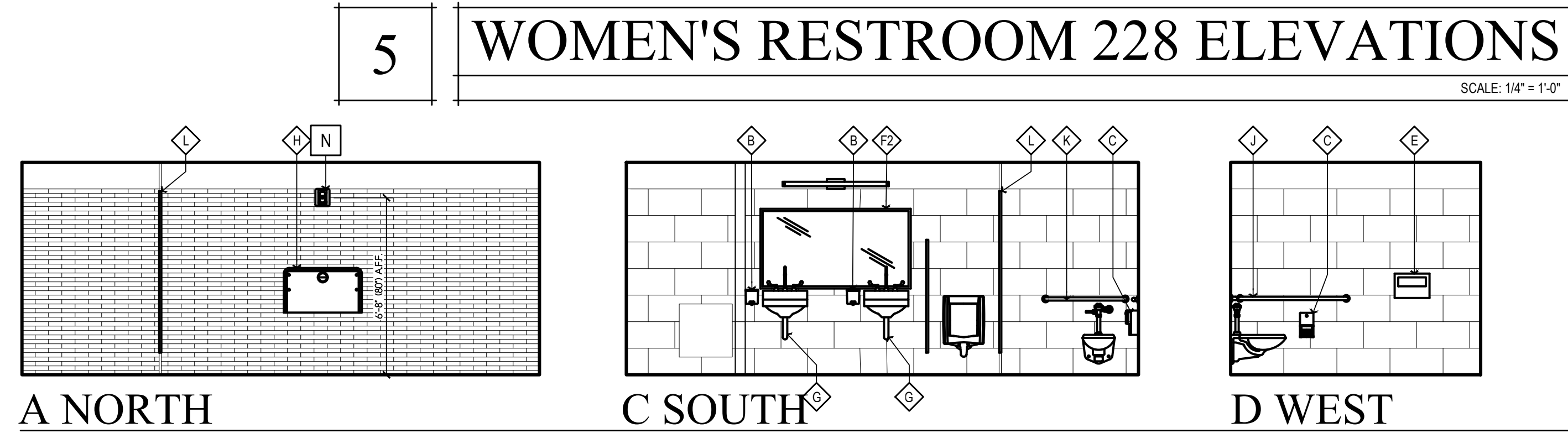
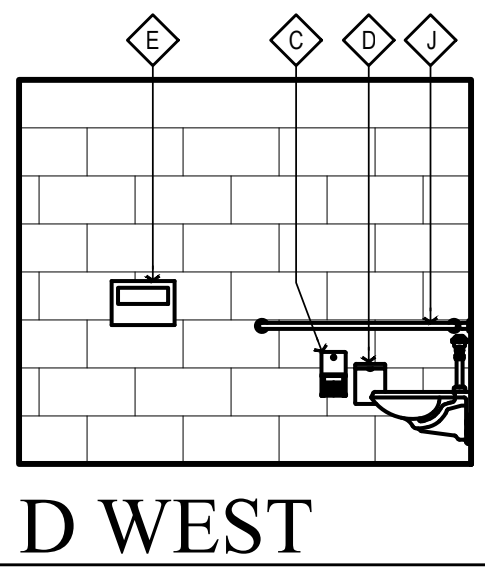
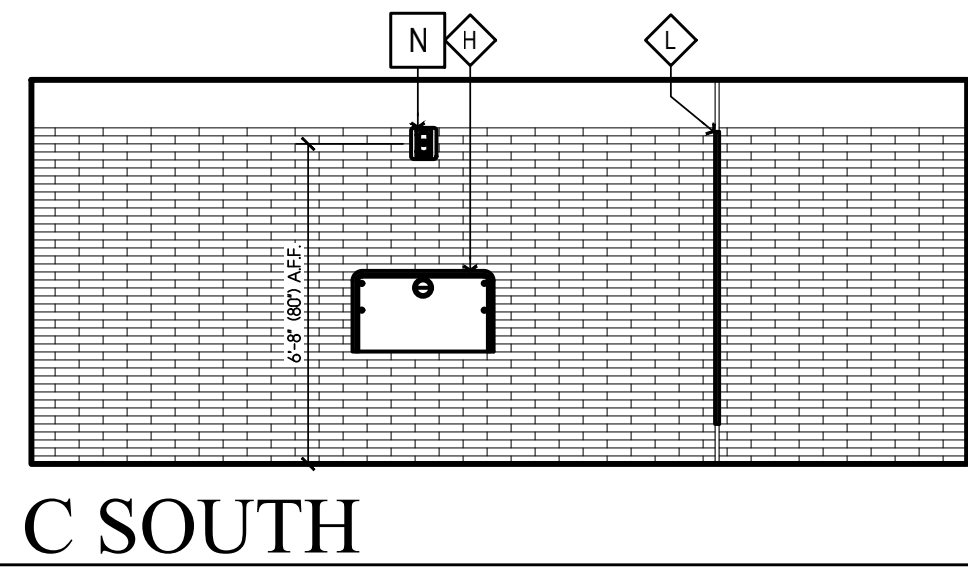
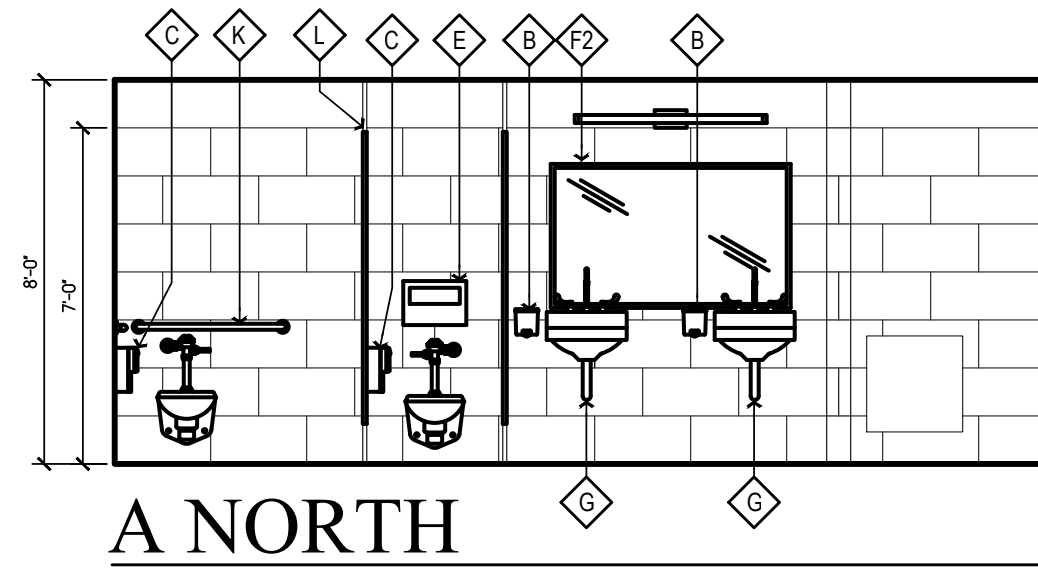
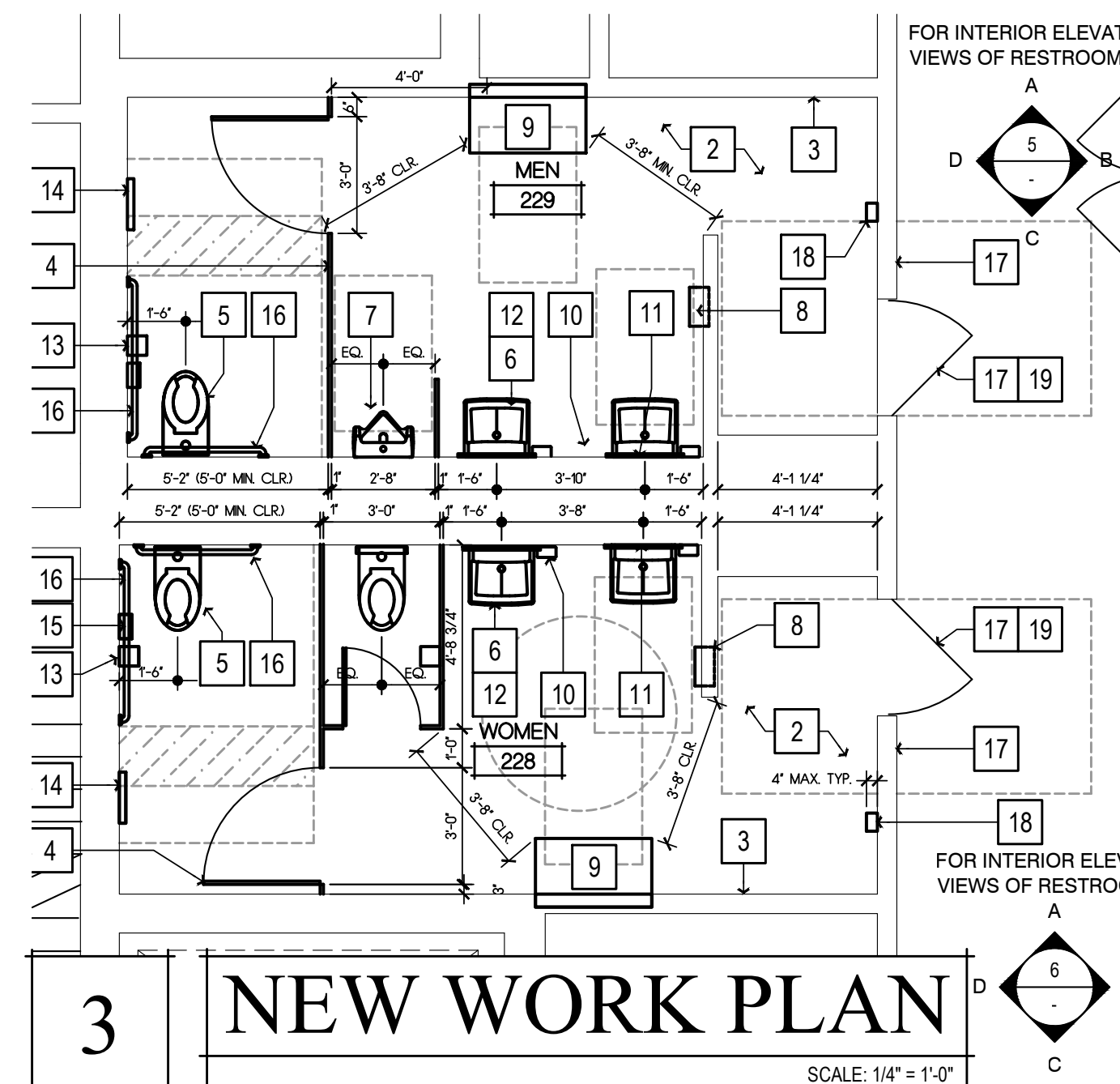
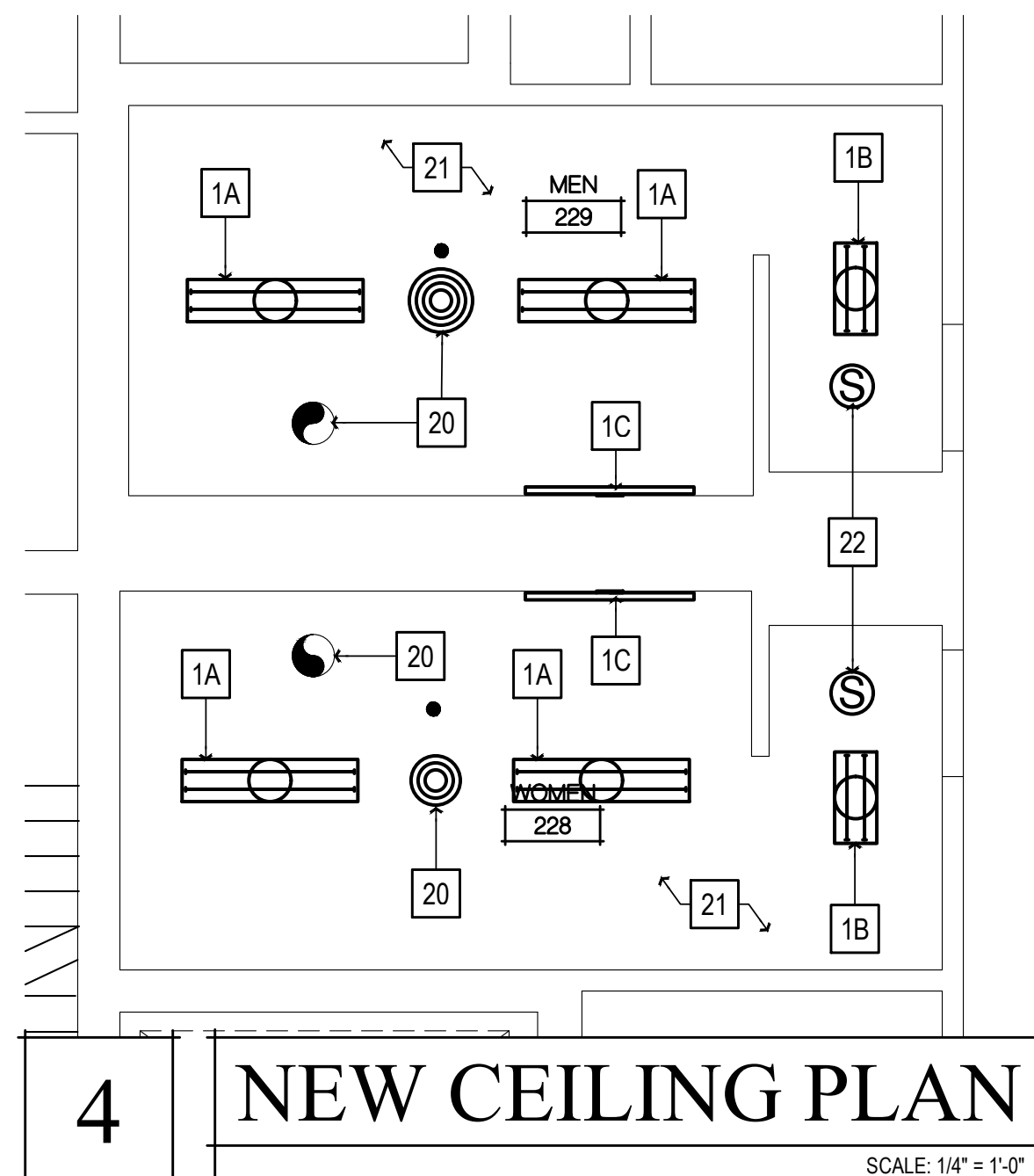
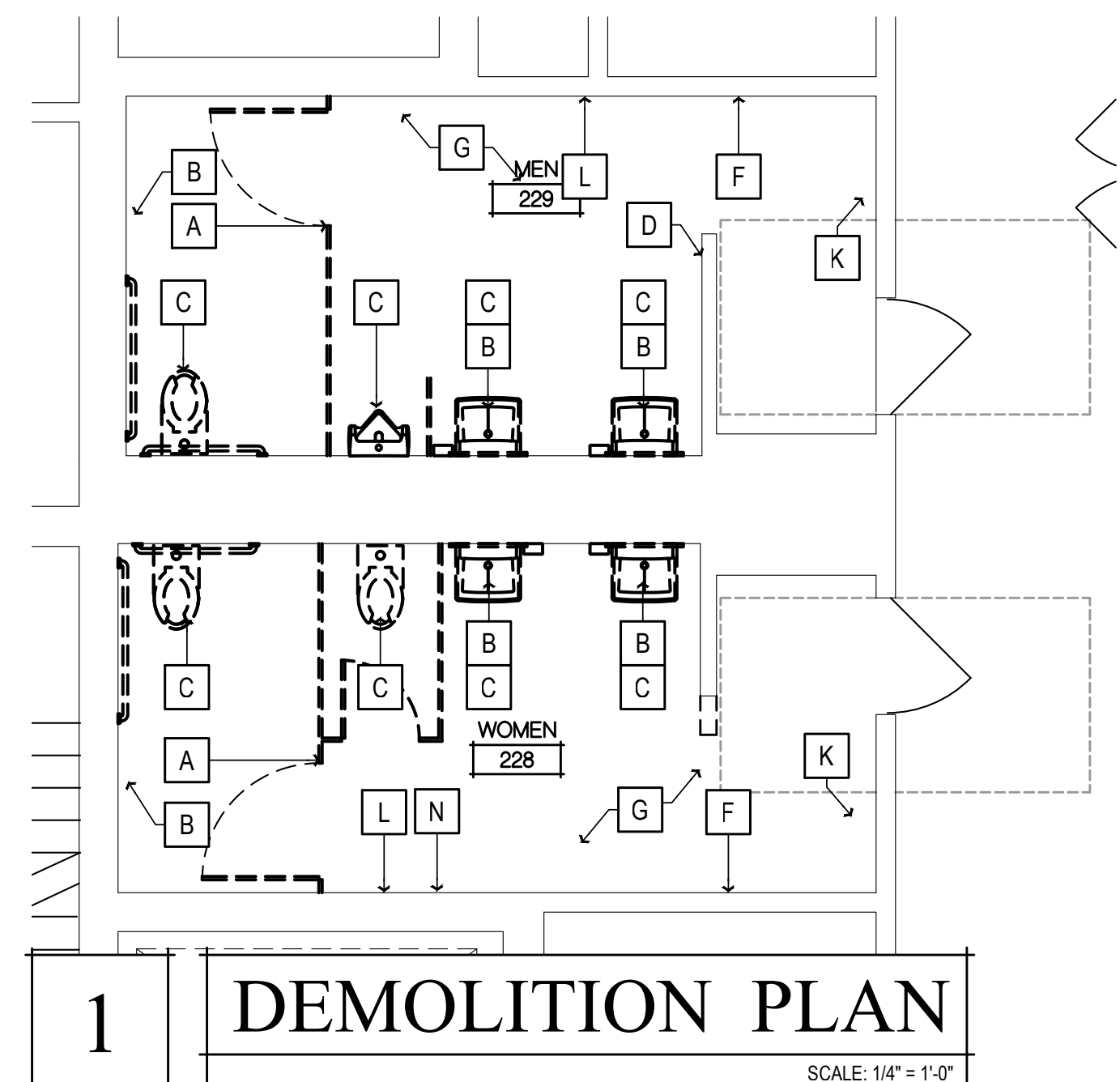
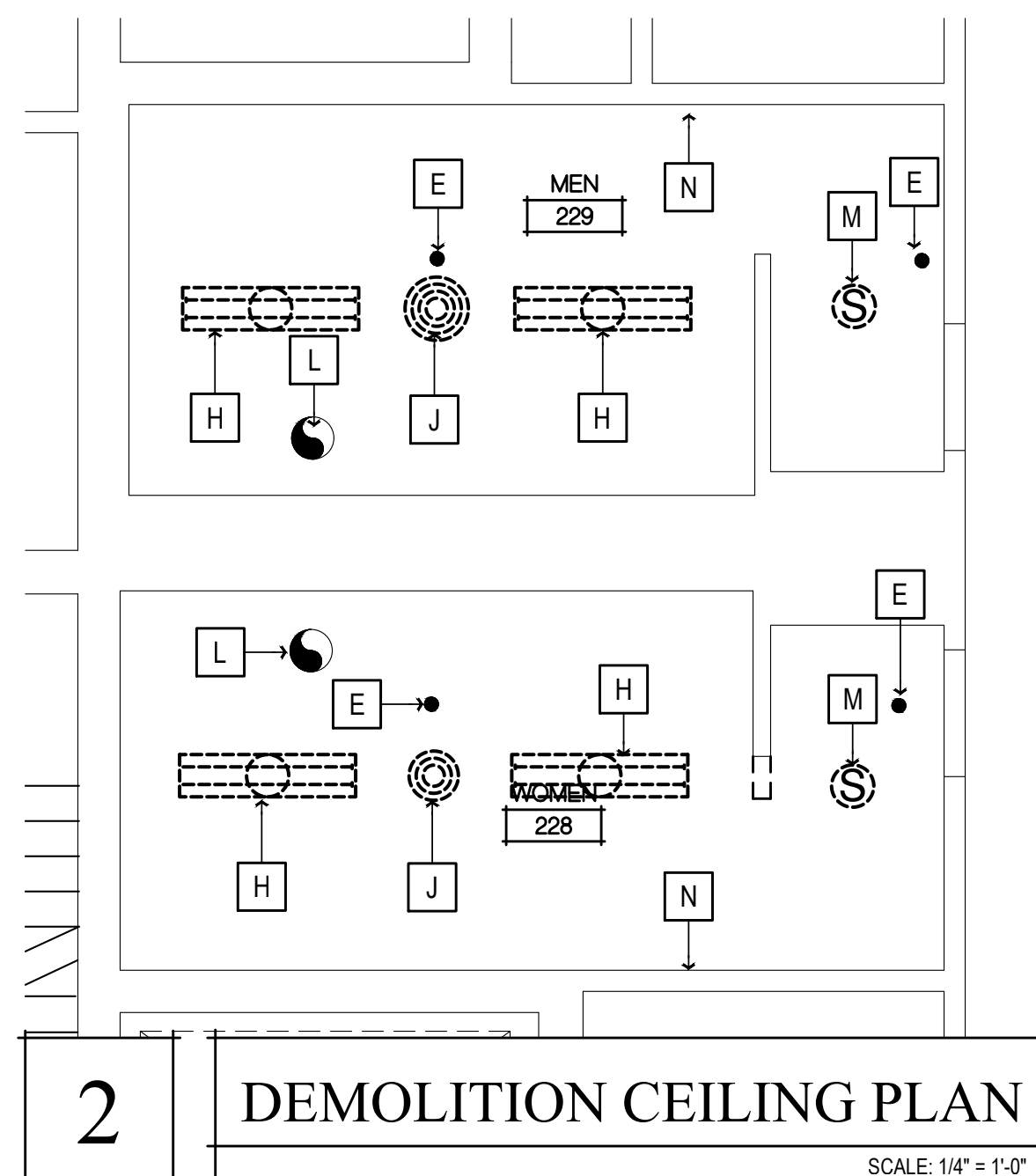
- RECYCLE AND/OR SALVAGE FOR REUSE A MINIMUM OF 50% OF THE OF THE NON-HAZARDOUS CONSTRUCTION WASTE. UTILIZE A WASTE MANAGEMENT COMPANY THAT PROVIDES VERIFIABLE DOCUMENTATION OF THE PERCENTAGE OF CONSTRUCTION WASTE DIVERTED FROM THE LANDFILL.
- PATCH, REPAIR, PREPARE ALL SURFACES FOR FINISH MATERIALS WHERE DISTURBED BY ALTERATIONS, INCLUDING OPENINGS IN WALLS AND FLOORS FROM REMOVED PIPES AND FIXTURES.
- PAINT ALL WALLS AND CEILINGS TO MATCH (E) CONDITIONS.
- SEALED CONCRETE TO MATCH (E) CONDITIONS. REPAIR WHERE DISTURBED BY ALTERATION PROCESS.
- ADJUST FLOOR SLOPES TO DRAIN, LESS THAN 1.5% IN ALL DIRECTIONS.
- PAINT ALL (E) ACCESS HATCHES, MATCH CEILING COLOR
- PRIOR TO PAINTING, SMOOTH COAT AND SAND (E) WALLS TO REMOVE CRACKING AND OTHER IMPERFECTIONS.

WALL LEGEND

(ALL ITEMS ARE NEW UNLESS NOTED (E) OR EXISTING)

	(E) ELEMENT TO REMAIN
	(E) ELEMENT TO BE DEMOLISHED
	ELEMENT TO BE INSTALLED

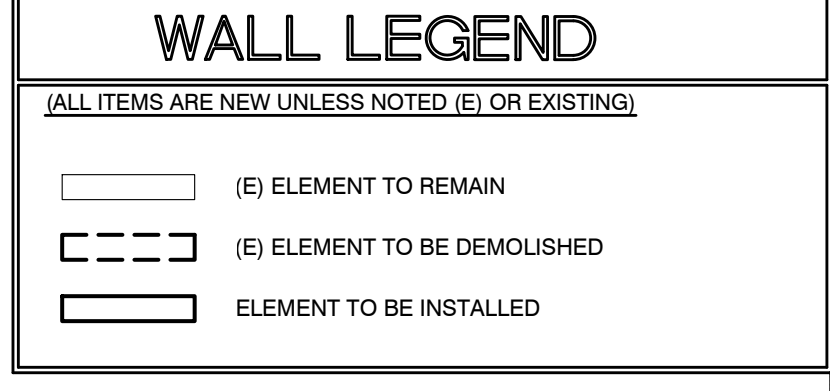
Logn Name: Dawn C
 Plot Date: March 06, 2023 - 1:33 PM
 File Name: \\NWHP003-RS20M01\F10\Projects\60300\60300\17-6430 Humboldt County ADA Compliance\09 Courthouse\Drawings\FC CH_Elmg_2nd floor.dwg
 PERS: rfc\CLB: DBAO: TNEY



- ### NEW WORK SHEET NOTES
- (ALL ITEMS ARE NEW UNLESS NOTED (E) OR EXISTING)
- TIER 1 WORK**
- REMOVE (E) PLUMBING FIXTURES AND ASSOCIATED ACCESSORIES. REMOUNT PLUMBING FIXTURES AND ACCESSORIES PER ACCESSIBILITY REQUIREMENTS ON SHT. A009. REPAIR (E) FINISHES AS REQ'D. MATCH (E) ADJACENT TYP.
- TIER 2 WORK**
- REMOVE (E) PLUMBING FIXTURES, ASSOCIATED ACCESSORIES, AND (E) RESTROOM FINISHES. PROVIDE (N) FINISHES, AND REMOUNT PLUMBING FIXTURES AND ACCESSORIES PER ACCESSIBILITY REQUIREMENTS ON SHT. A009
- 1A (N) 4' LED LIGHT FIXTURE, SEE SCHEDULE ON SHT. A140
 - 1B (N) 2' LED LIGHT FIXTURE, SEE SCHEDULE ON SHT. A140
 - 1C (N) VANITY LIGHT FIXTURE, SEE SCHEDULE ON SHT. A140
 - 2 TILE FLOORING, SEE FINISH SCHEDULE ON SHT. A140.
 - 3 WALL TILE, SEE FINISH SCHEDULE ON SHT. A140
 - 4 (N) TOILET PARTITIONS, SEE FINISH SCHEDULE ON SHT. A140.
 - 5 WALL MOUNTED FLUSH VALVE TOILET, SEE PLUMBING SCHEDULE ON SHT. A140
 - 6 WALL MOUNTED LAVATORY, SEE SEE PLUMBING SCHEDULE ON SHT. A140
 - 7 PROVIDE WALL MOUNTED ACCESSIBLE URINAL, SEE PLUMBING SCHEDULE ON SHT. A140
 - 8 REINSTALL RECESSED WALL MOUNTED PAPER TOWEL DISPENSER, COUNTY TO VERIFY LOCATION, SEE DTL. 1/A901
 - 9 (N) WALL MOUNTED BABY CHANGING STATION, SEE RESTROOM ACCESSORY SCHEDULE ON SHT. A140
 - 10 REINSTALL WALL MOUNTED SOAP DISPENSER
 - 11 (N) LAVATORY MIRROR, SEE RESTROOM ACCESSORY SCHEDULE ON SHT. A140
 - 12 REINSTALL LAVATORY PIPING PROTECTION PACKAGE
 - 13 REINSTALL TOILET PAPER DISPENSER
 - 14 REINSTALL TOILET SEAT COVER DISPENSER
 - 15 REINSTALL SANITARY NAPKIN DISPENSER
 - 16 REINSTALL GRAB BARS
 - 17 ACCESSIBLE TACTILE SIGNAGE, SEE DTL. 7/A009
 - 18 REINSTALL WALL MOUNTED HAND SANITIZER (4' MAX. DEPTH), LOCATION TO BE VERIFIED BY COUNTY
 - 19 ADJUST DOOR CLOSER OPERATOR SO THAT THE FORCE REQUIRED TO ACTUATE THE DOOR DOES NOT EXCEED 5 LBS. (22 NEWTONS); ADJUST THE CLOSER OPERATOR SO THAT THE TIME REQUIRED FOR THE DOOR TO CLOSE FROM AN OPEN POSITION OF 90 DEGREES TO WITHIN 12 DEGREES OF THE LATCH IS 5 SECONDS MINIMUM.
 - 20 PAINT AND REINSTALL HVAC GRILLES
 - 21 REPAIR CLNG. AS REQ'D., PAINT PER FINISH SCHEDULE ON SHT. A140
 - 22 REINSTALL SMOKE DETECTOR, TIE IN TO (E) FIRE ALARM SYSTEM AS REQ'D.

- ### DEMOLITION SHEET NOTES
- (ALL ITEMS ARE EXISTING UNLESS NOTED (N) OR NEW)
- A REMOVE (E) TOILET PARTITIONS AS SHOWN
 - B REMOVE (E) TOILET & RESTROOM ACCESSORIES, RETAIN GRAB BARS AND LAVATORY PIPING PROTECTION PACKAGES FOR REINSTALLATION, RETURN ALL OTHER ACCESSORIES TO THE COUNTY FOR RE-USE.
 - C REMOVE (E) PLUMBING FIXTURE AS SHOWN
 - D REMOVE INDICATED SECTION OF WALL
 - E (E) FIRE SPRINKLER TO REMAIN
 - F REMOVE (E) WALL FINISHES, PREP FOR (N) WALL FINISHES
 - G REMOVE (E) FLOORING, PREP SUBFLOOR FOR (N) FLOORING
 - H REMOVE (E) LIGHT FIXTURE, PREP J-BOX FOR (N) LIGHT FIXTURE
 - J REMOVE (E) HVAC REGISTER, CLEAN AND PREP FOR (N) PAINT
 - K REMOVE (E) WALL MOUNTED HAND SANITIZER DISPENSER
 - L (E) EXHAUST FAN TO REMAIN, REMOVE (E) FAN GRILLE FOR REPLACEMENT
 - M REMOVE (E) SMOKE DETECTORS, RETAIN FOR REINSTALLATION
 - N VERIFY IN FIELD THAT CENTER OF (E) HORN & STROBE UNIT IS LOCATED +80" A.F.F., RELOCATE HORN & STROBE DEVICE AND ASSOCIATED J-BOX SO THAT CENTER OF FIXTURE IS AT +80" A.F.F. IF REQ'D.

- ### GENERAL NOTES
1. RECYCLE AND/OR SALVAGE FOR REUSE A MINIMUM OF 50% OF THE NON-HAZARDOUS CONSTRUCTION WASTE. UTILIZE A WASTE MANAGEMENT COMPANY THAT PROVIDES VERIFIABLE DOCUMENTATION OF THE PERCENTAGE OF CONSTRUCTION WASTE DIVERTED FROM THE LANDFILL.
 2. PATCH, REPAIR, PREPARE ALL SURFACES FOR FINISH MATERIALS WHERE DISTURBED BY ALTERATIONS, INCLUDING OPENINGS IN WALLS AND FLOORS FROM REMOVED PIPES AND FIXTURES.
 3. PAINT ALL WALLS AND CEILINGS TO MATCH (E) CONDITIONS.
 4. SEALED CONCRETE TO MATCH (E) CONDITIONS. REPAIR WHERE DISTURBED BY ALTERATION PROCESS.
 5. ADJUST FLOOR SLOPES TO DRAIN, LESS THAN 1.5% IN ALL DIRECTIONS.
 6. PAINT ALL (E) ACCESS HATCHES, MATCH CEILING COLOR
 7. PRIOR TO PAINTING, SMOOTH COAT AND SAND (E) WALLS TO REMOVE CRACKING AND OTHER IMPERFECTIONS.

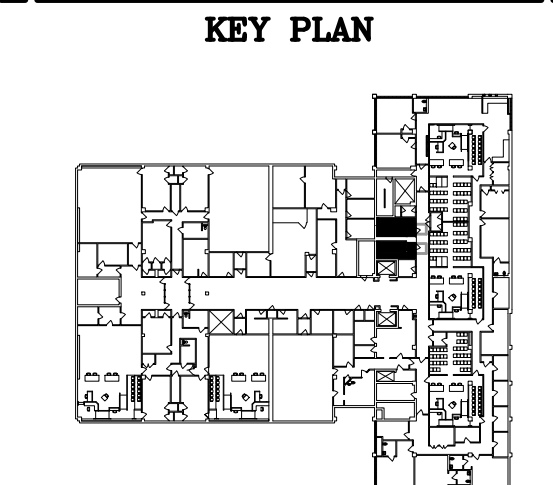


Copyright © 2023

All ideas, designs, arrangements and plans indicated or represented by the drawings are owned by and the property of NICHOLS MELBURG and ROSSETTO ARCHITECTS + ENGINEERS and may not be used for any other project without the written permission of NICHOLS MELBURG and ROSSETTO.

NICHOLS MELBURG ROSSETTO ARCHITECTS + ENGINEERS

300 KNOLLCREST DRIVE
REDDING, CA 96002
(530) 222-3300 (530) 222-3538 FAX
<http://www.nmrdesign.com>



LICENSE STAMPS

PROJECT NAME
ACCESSIBILITY IMPROVEMENTS FOR HUMBOLDT COUNTY COURTHOUSE

825 5TH STREET EUREKA, CALIFORNIA

SHEET TITLE
2nd FLOOR RESTROOM WORK #228 & #229

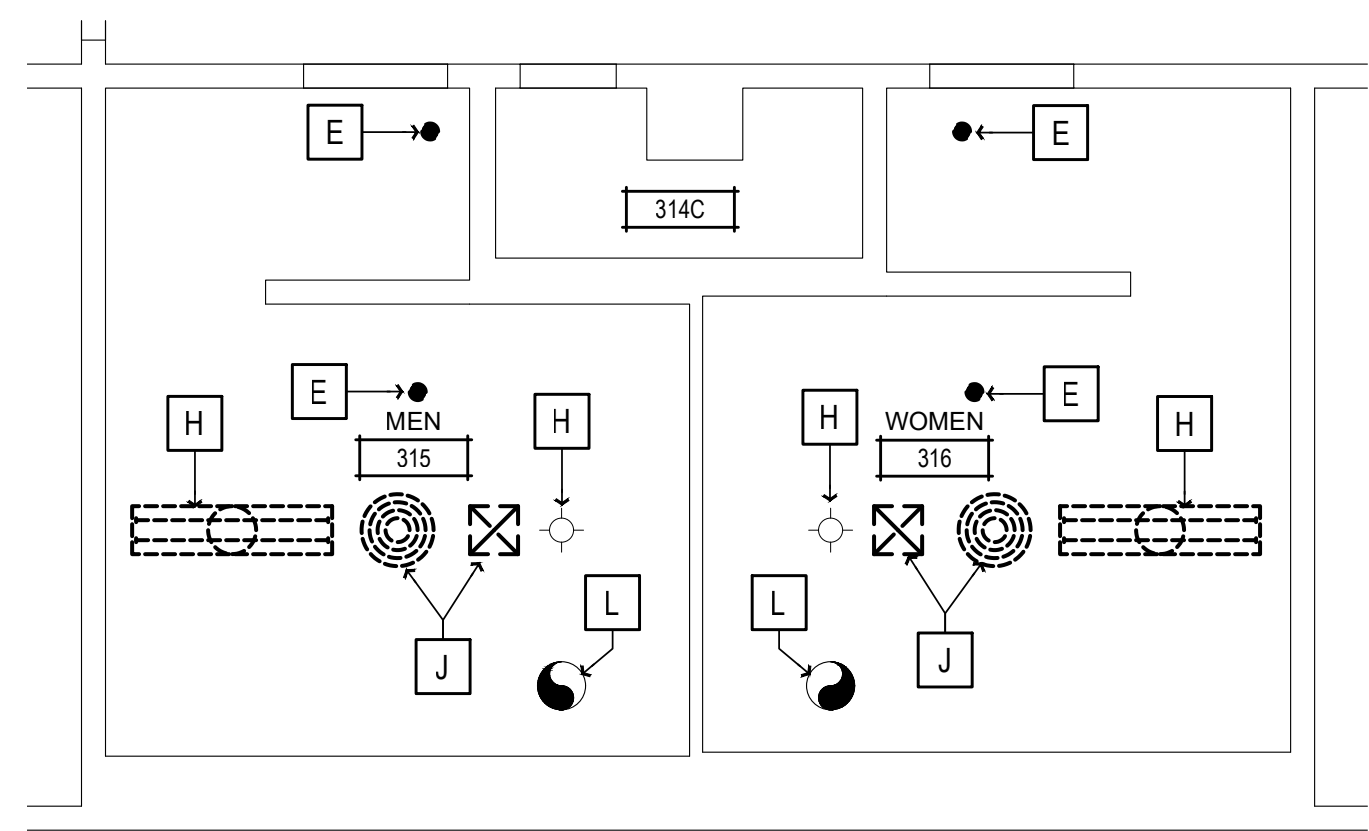
DRAWING STATUS
CONSTRUCTION DOCUMENTS

REVISIONS

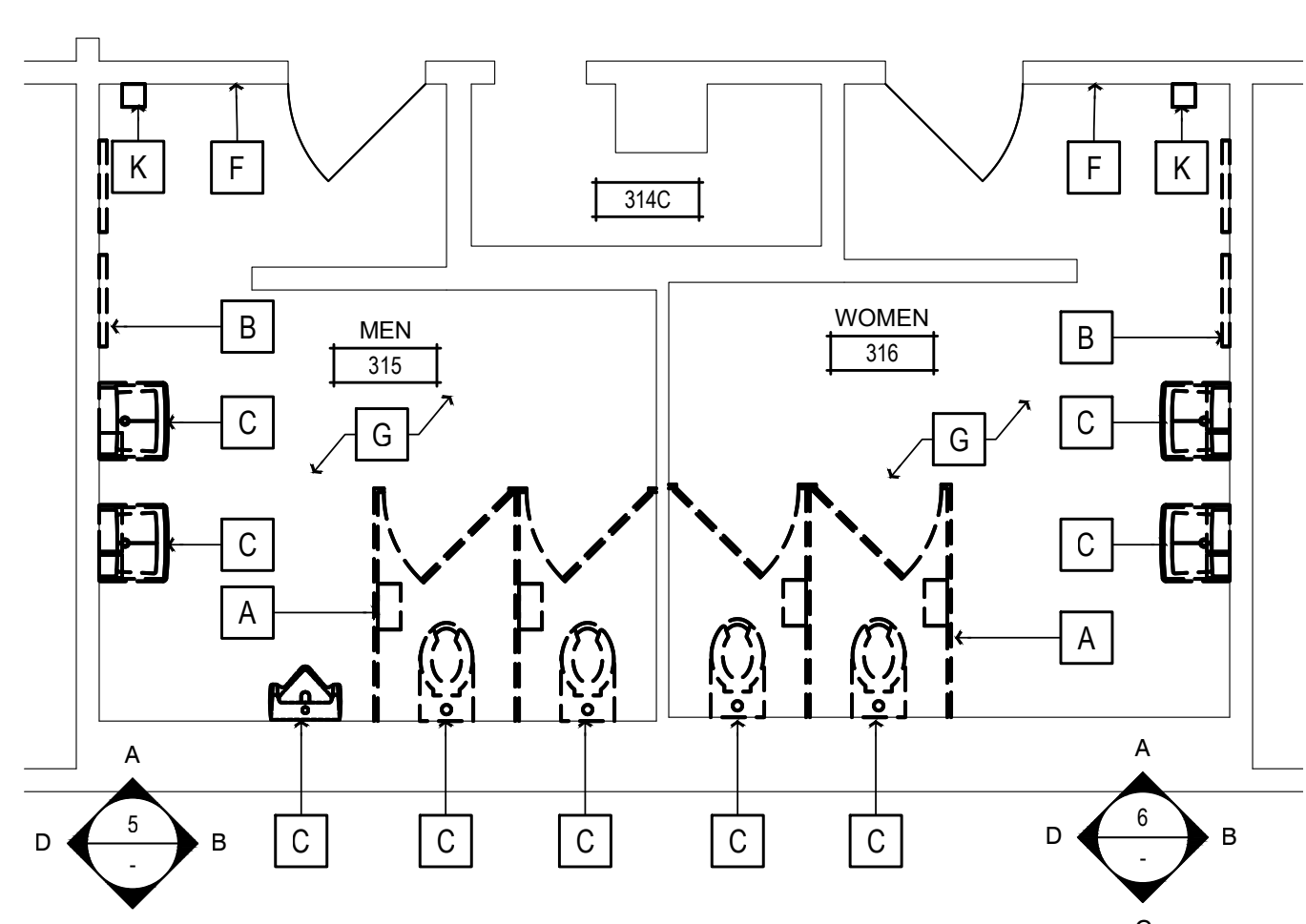
Sym.	Description	By	Date
▲	BACK CHECK #2	TAL	1/30/23

Drawn By	CD
Checked By	
Date Drawn	2/15/2023
Scale	AS NOTED
Job No.	17-6430

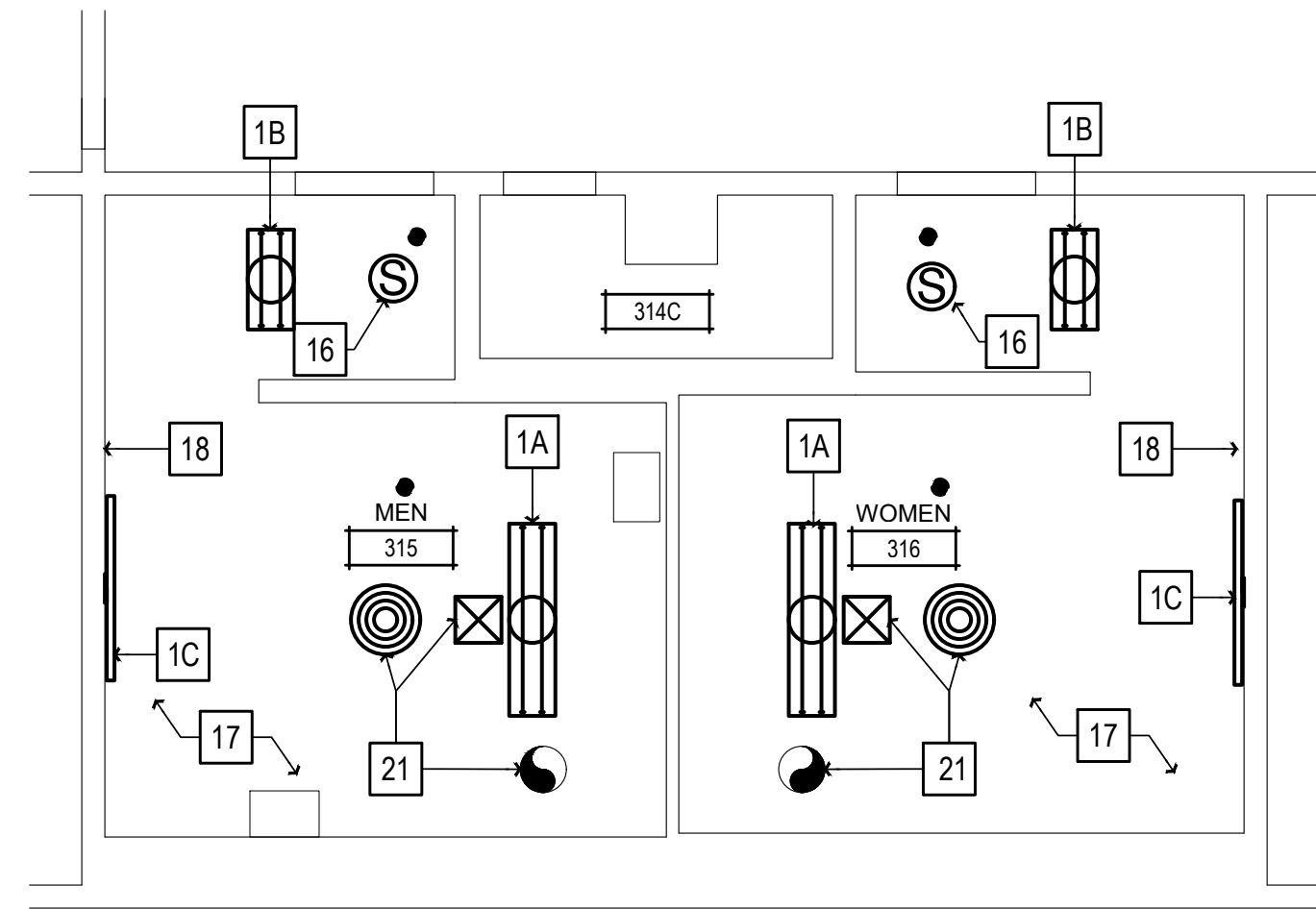
SHEET No.
A222



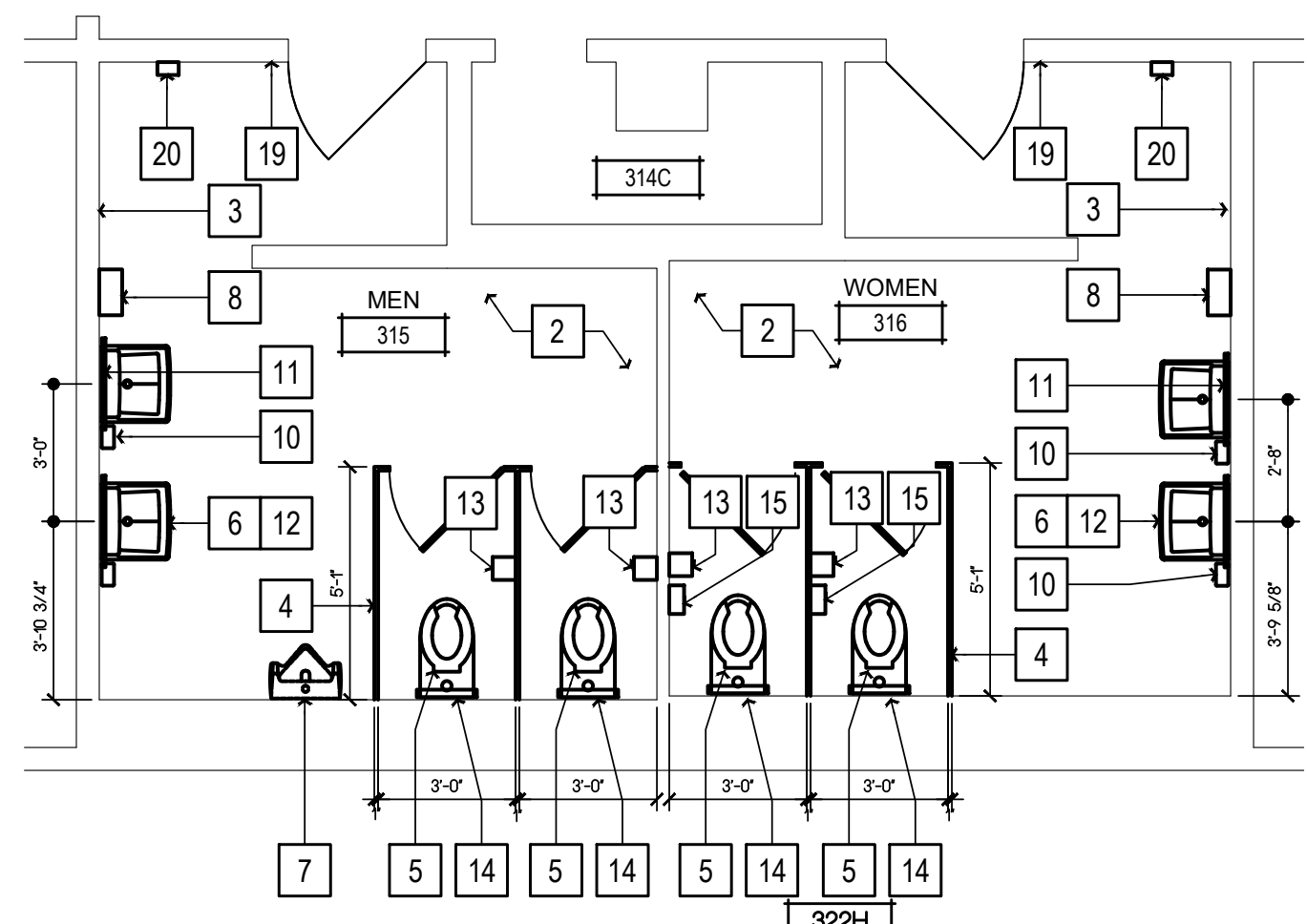
2 DEMOLITION R.C.P.
SCALE: 1/4" = 1'-0"



1 DEMOLITION PLAN
SCALE: 1/4" = 1'-0"



4 REFLECTED CEILING PLAN
SCALE: 1/4" = 1'-0"



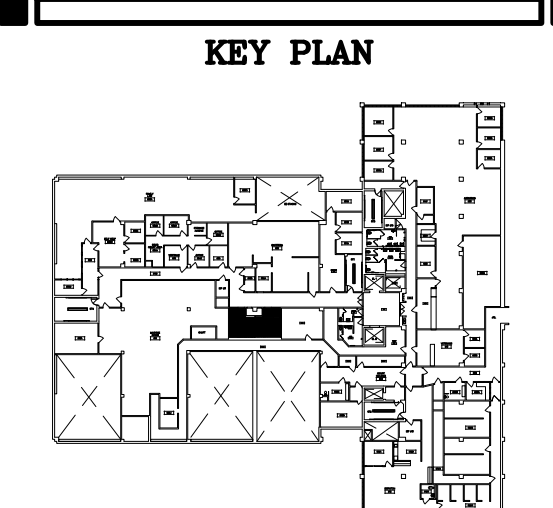
3 FLOOR PLAN
SCALE: 1/4" = 1'-0"

- ### NEW WORK SHEET NOTES
- (ALL ITEMS ARE NEW UNLESS NOTED (E) OR EXISTING)
- #### TIER 3 WORK
- REMOVE (E) PLUMBING FIXTURES, ASSOCIATED ACCESSORIES, AND (E) RESTROOM FINISHES. PROVIDE (N) FINISHES, AND REMOUNT PLUMBING FIXTURES AND ACCESSORIES BACK TO (E) LOCATIONS
 - 1A (N) 4' LED LIGHT FIXTURE, SEE SCHEDULE ON SHT. A140
 - 1B (N) 2' LED LIGHT FIXTURE, SEE SCHEDULE ON SHT. A 140
 - 1C (N) VANITY LIGHT FIXTURE, SEE SCHEDULE ON SHT. A140
 - 2 (N) TILE FLOORING, SEE FINISH SCHEDULE ON SHT. A140.
 - 3 (N) WALL TILE, SEE FINISH SCHEDULE ON SHT. A140.
 - 4 (N) TOILET PARTITIONS, SEE FINISH SCHEDULE ON SHT. A140.
 - 5 (N) WALL MOUNTED FLUSH VALVE TOILET, SEE PLUMBING SCHEDULE ON SHT. A140
 - 6 (N) WALL MOUNTED LAVATORY, SEE PLUMBING SCHEDULE ON SHT. A140
 - 7 (N) WALL MOUNTED ACCESSIBLE URINAL, SEE PLUMBING SCHEDULE ON SHT. A140
 - 8 REINSTALL WALL MOUNTED PAPER TOWEL DISPENSERS, COUNTY TO VERIFY LOCATION
 - 9 (N) HI-LO DRINKING FOUNTAIN W/ BOTTLE FILLER, SEE PLUMBING FIXTURE SCHEDULE ON SHT. A140 & ACCESSIBILITY DETAILS ON SHT. A009
 - 10 REINSTALL WALL MOUNTED SOAP DISPENSER
 - 11 (N) MIRROR, SEE RESTROOM ACCESSORY SHCHEDULE ON SHT. A140
 - 12 REINSTALL LAVATORY PIPING PROTECTION PACKAGE
 - 13 REINSTALL TOILET PAPER DISPENSER
 - 14 REINSTALL TOILET SEAT DISPENSER
 - 15 REINSTALL SANITARY NAPKIN DISPENSER
 - 16 (N) SMOKE DETECTOR, TIE IN TO (E) FIRE ALARM SYSTEM ON SHT. A140
 - 17 REPAIR CL'NG. AS REQ'D., PAINT PER FINISH SCHEDULE ON SHT. A140
 - 18 ADD MISSING HORN & STROBE WARNING DEVICE, TIE INTO (E) FIRE ALARM SYSTEM, MOUNT SO THAT CENTER OF (E) HORN & STROBE UNIT IS LOCATED 80" A.F.F.
 - 19 RELOCATE (E) ELECTRIC RECEPTACLE SO THAT TOP OF J-BOX IS 15" A.F.F. MIN.
 - 20 REINSTALL WALL MOUNTED HAND SANITIZER, LOCATION TO BE VERIFIED BY COUNTY
 - 21 PAINT AND REINSTALL HVAC GRILLES
 - 22 (N) 36" TALL GUARD RAIL @ EDGE OF DRINKING FOUNTAIN ALCOVE, SEE ACCESSIBILITY DETAILS ON SHT. A009
 - 23 30" X 48" CLR. FLOOR SPACE @ ACCESSIBLE DRINKING FOUNTAIN

- ### DEMOLITION SHEET NOTES
- (ALL ITEMS ARE EXISTING UNLESS NOTED (N) OR NEW)
- A REMOVE (E) TOILET PARTITIONS AS SHOWN
 - B REMOVE (E) TOILET & RESTROOM ACCESSORIES, RETAIN GRAB BARS AND LAVATORY PIPING PROTECTION PACKAGES FOR REINSTALLATION, RETURN ALL OTHER ACCESSORIES TO THE COUNTY FOR RE-USE.
 - C REMOVE (E) PLUMBING FIXTURE AS SHOWN
 - D REMOVE (E) HI-LO DRINKING FOUNTAIN, RETURN TO FACILITY, PREP WALL FOR (N) HI-LO DRINKING FOUNTAIN
 - E (E) FIRE SPRINKLER TO REMAIN
 - F REMOVE (E) WALL FINISHES, PREP FOR (N) WALL FINISHES
 - G REMOVE (E) FLOORING, PREP SUBFLOOR FOR (N) FLOORING
 - H REMOVE (E) LIGHT FIXTURE, PREP J-BOX FOR (N) LIGHT FIXTURE
 - J REMOVE (E) HVAC REGISTER, CLEAN AND PREP FOR (N) PAINT
 - K REMOVE (E) WALL MOUNTED HAND SANITIZER DISPENSER
 - L (E) EXHAUST FAN TO REMAIN, REMOVE (E) FAN GRILLE FOR REPLACEMENT
 - M REMOVE (E) PARTITION WALL AS SHOWN, PREP FLOOR AND CEILING FOR FINISH REPAIRS AS REQ'D.

Copyright © 2023
All ideas, designs, arrangements and plans indicated or represented by this drawing are owned by and the property of NICHOLS MELBURG and ROSSETTO, INC. and may not be copied, reproduced, or used in any way without the written permission of NICHOLS MELBURG and ROSSETTO.

NICHOLS MELBURG ROSSETTO ARCHITECTS + ENGINEERS
300 KNOLLCREST DRIVE
REDDING, CA 96002
(530) 222-3300 (530) 222-3538 FAX
http://www.nmrdesign.com



LICENSE STAMPS

PROJECT NAME
ACCESSIBILITY IMPROVEMENTS
FOR
HUMBOLDT COUNTY COURTHOUSE

825 5TH STREET
EUREKA, CALIFORNIA

SHEET TITLE
3rd FLOOR
RESTROOM WORK
RMs #315 & #316

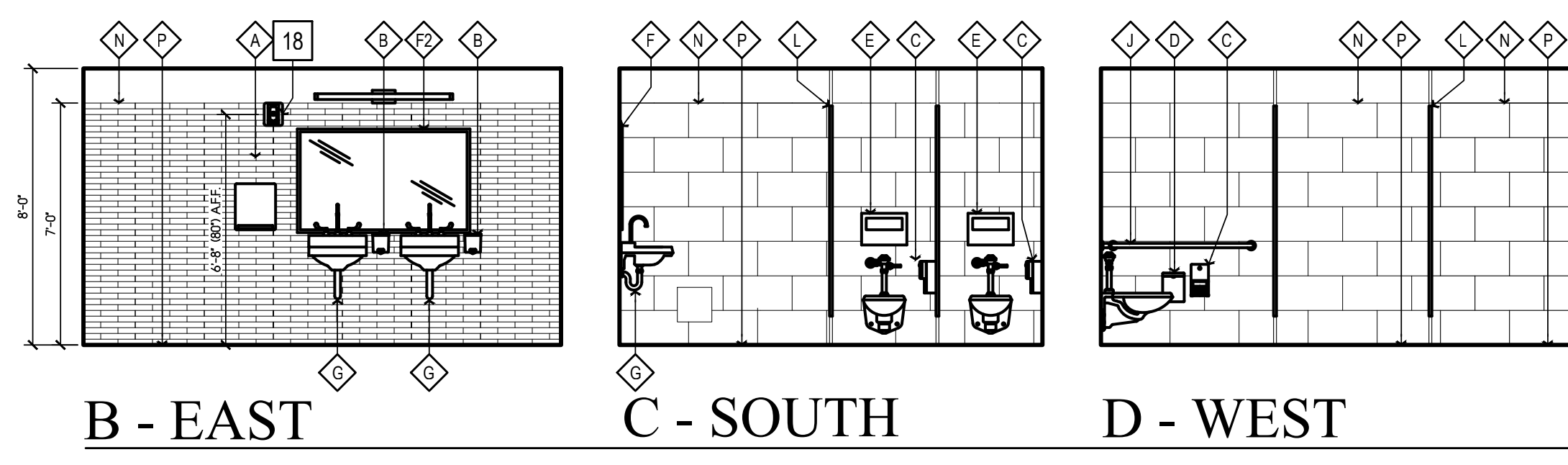
DRAWING STATUS
CONSTRUCTION DOCUMENTS

REVISIONS

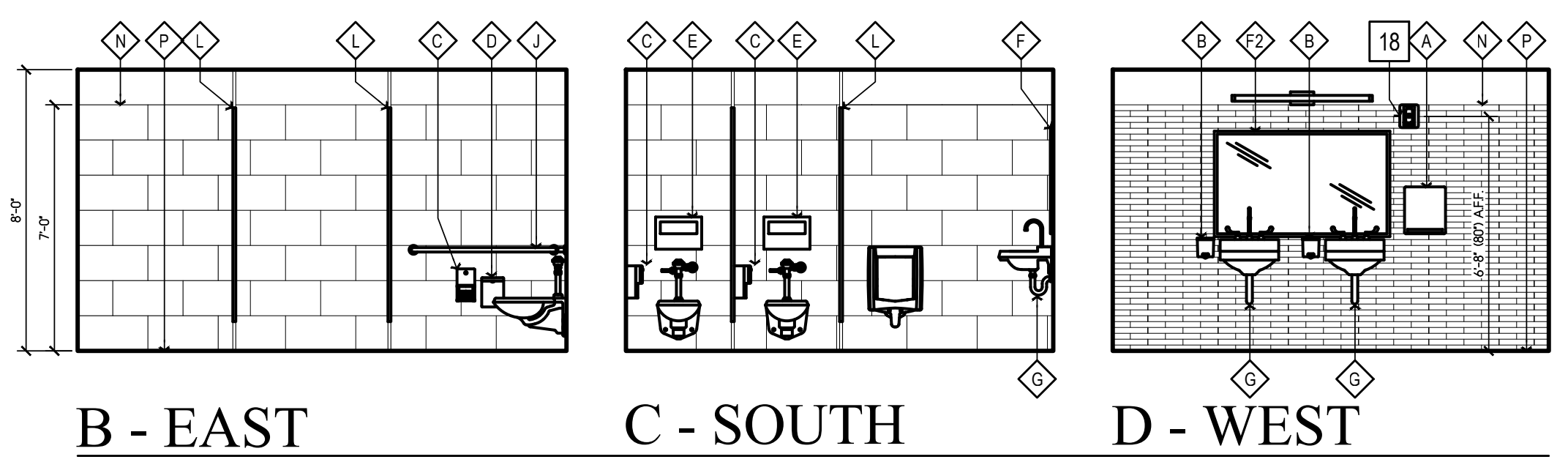
Sym.	Description	By	Date

Drawn By	CD
Checked By	
Date Drawn	2/15/2023
Scale	AS NOTED
Job No.	17-6430

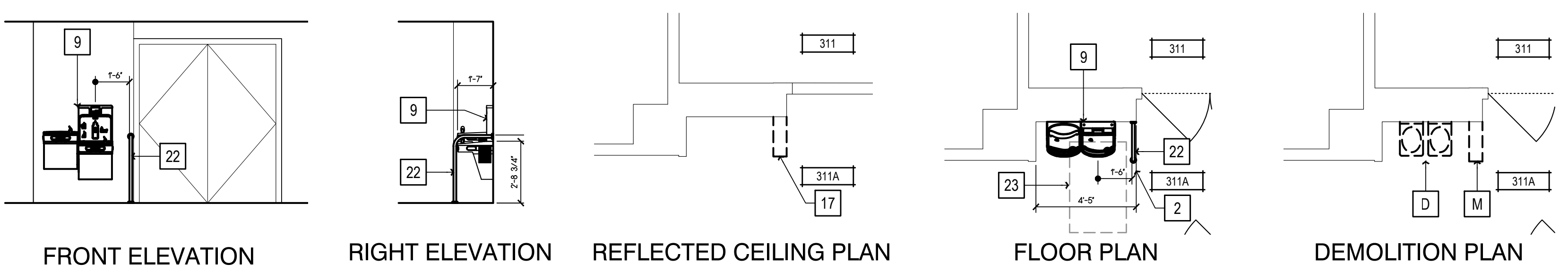
SHEET No.
A231



6 WOMEN'S RESTROOM 316 ELEVATIONS
SCALE: 1/4" = 1'-0"



5 MEN'S RESTROOM 315 ELEVATIONS
SCALE: 1/4" = 1'-0"

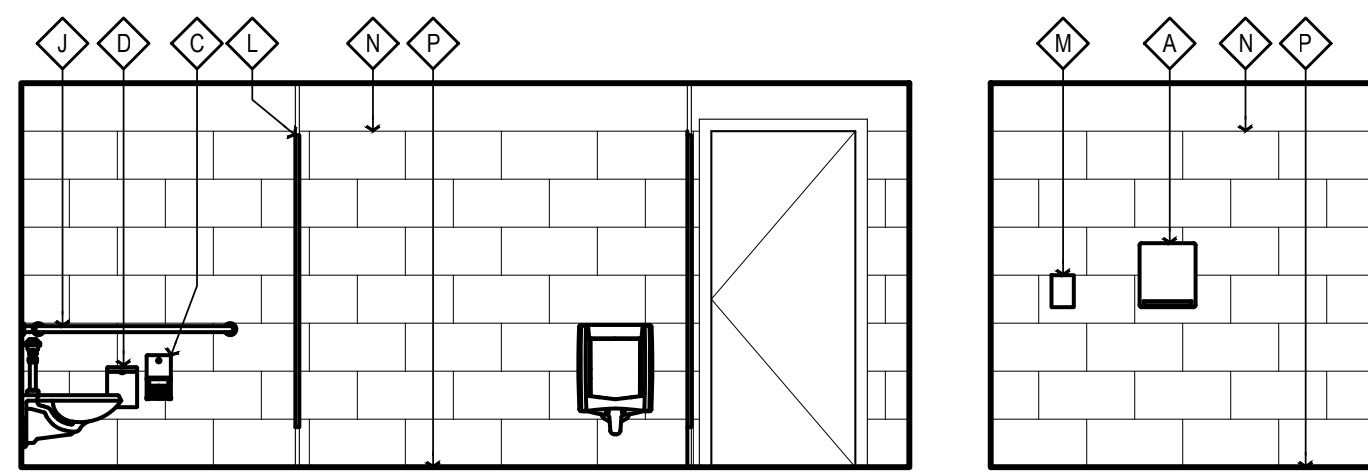


7 HALL #311A - DRINKING FOUNTAIN - DEMO, FLOOR PLAN, & ELEVATIONS
SCALE: 1/4" = 1'-0"

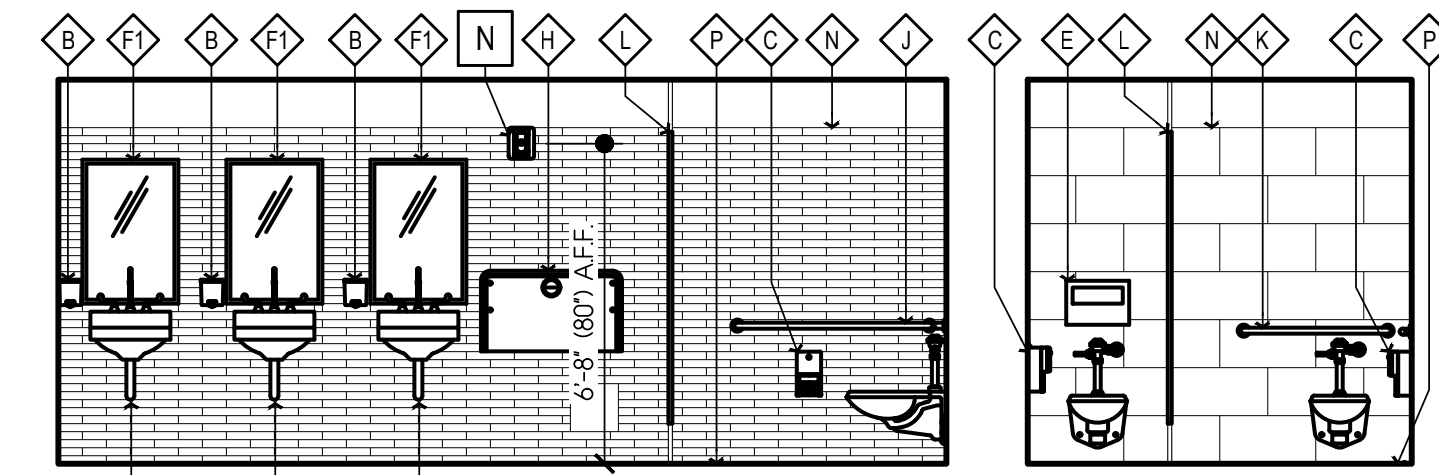
- ### GENERAL NOTES
- RECYCLE AND/OR SALVAGE FOR REUSE A MINIMUM OF 50% OF THE OF THE NON-HAZARDOUS CONSTRUCTION WASTE. UTILIZE A WASTE MANAGEMENT COMPANY THAT PROVIDES VERIFIABLE DOCUMENTATION OF THE PERCENTAGE OF CONSTRUCTION WASTE DIVERTED FROM THE LANDFILL.
 - PATCH, REPAIR, PREPARE ALL SURFACES FOR FINISH MATERIALS WHERE DISTURBED BY ALTERATIONS, INCLUDING OPENINGS IN WALLS AND FLOORS FROM REMOVED PIPES AND FIXTURES.
 - PAINT ALL WALLS AND CEILINGS TO MATCH (E) CONDITIONS.
 - SEALED CONCRETE TO MATCH (E) CONDITIONS. REPAIR WHERE DISTURBED BY ALTERATION PROCESS.
 - ADJUST FLOOR SLOPES TO DRAIN, LESS THAN 1.5% IN ALL DIRECTIONS.
 - PAINT ALL (E) ACCESS HATCHES, MATCH CEILING COLOR
 - PRIOR TO PAINTING, SMOOTH COAT AND SAND (E) WALLS TO REMOVE CRACKING AND OTHER IMPERFECTIONS.

- ### WALL LEGEND
- (ALL ITEMS ARE NEW UNLESS NOTED (E) OR EXISTING)
- (E) ELEMENT TO REMAIN
 - (E) ELEMENT TO BE DEMOLISHED
 - ELEMENT TO BE INSTALLED

Logn Name: Dawn C
 Plot Date: March 06, 2023 - 109 pm
 File Name: \\NMR\003-RS\NMR\Files\Projects\82505\06\317\7-6430 Humboldt County ADA Compliance\09 Courthouse\Drawings\FC Ch_Elmg 3rd flooring PEPS_V17-CL_LB_DEMO_11.ECT



A - NORTH B - EAST

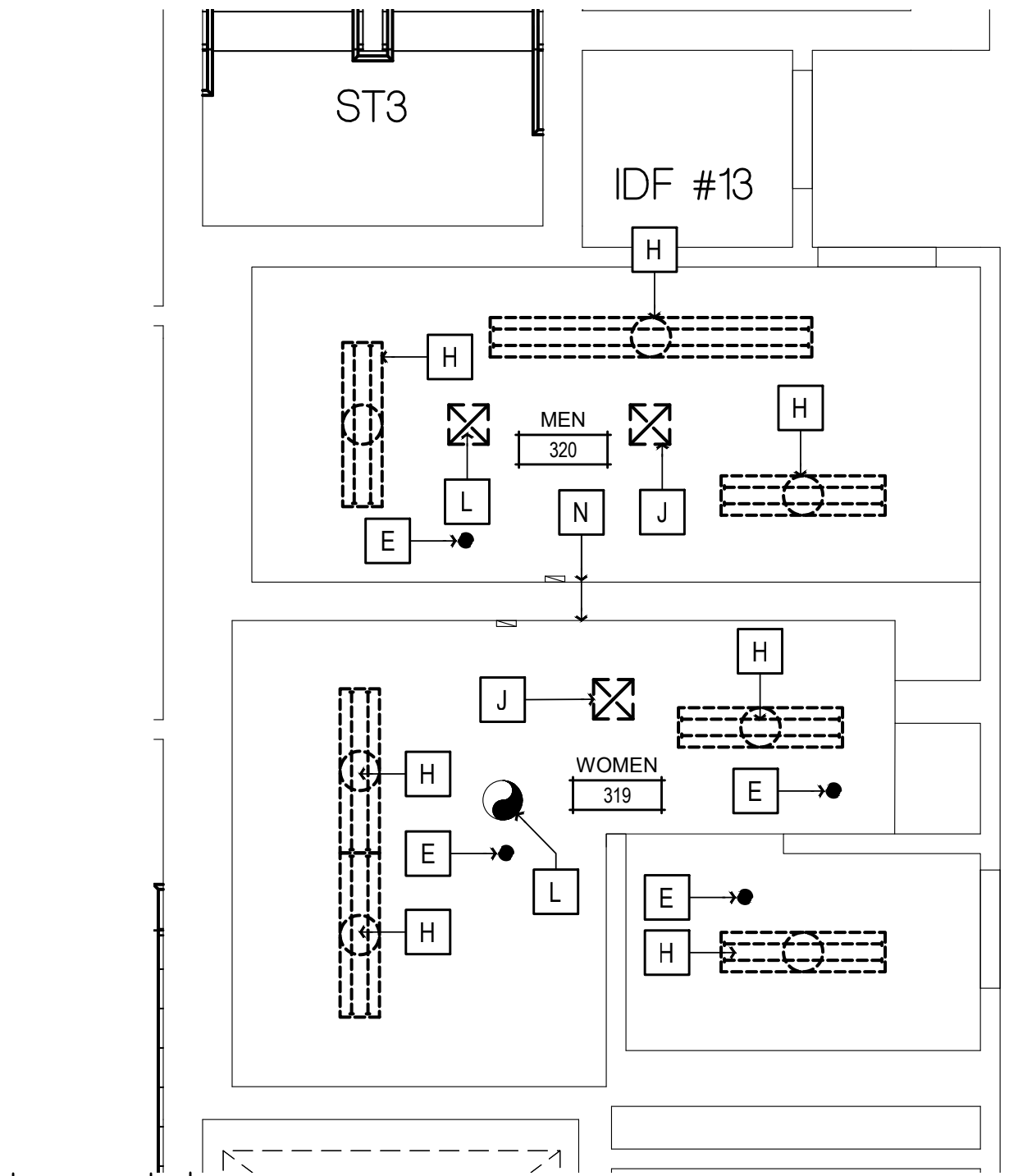


C - SOUTH D - WEST

MEN'S RESTROOM 320 ELEVATIONS

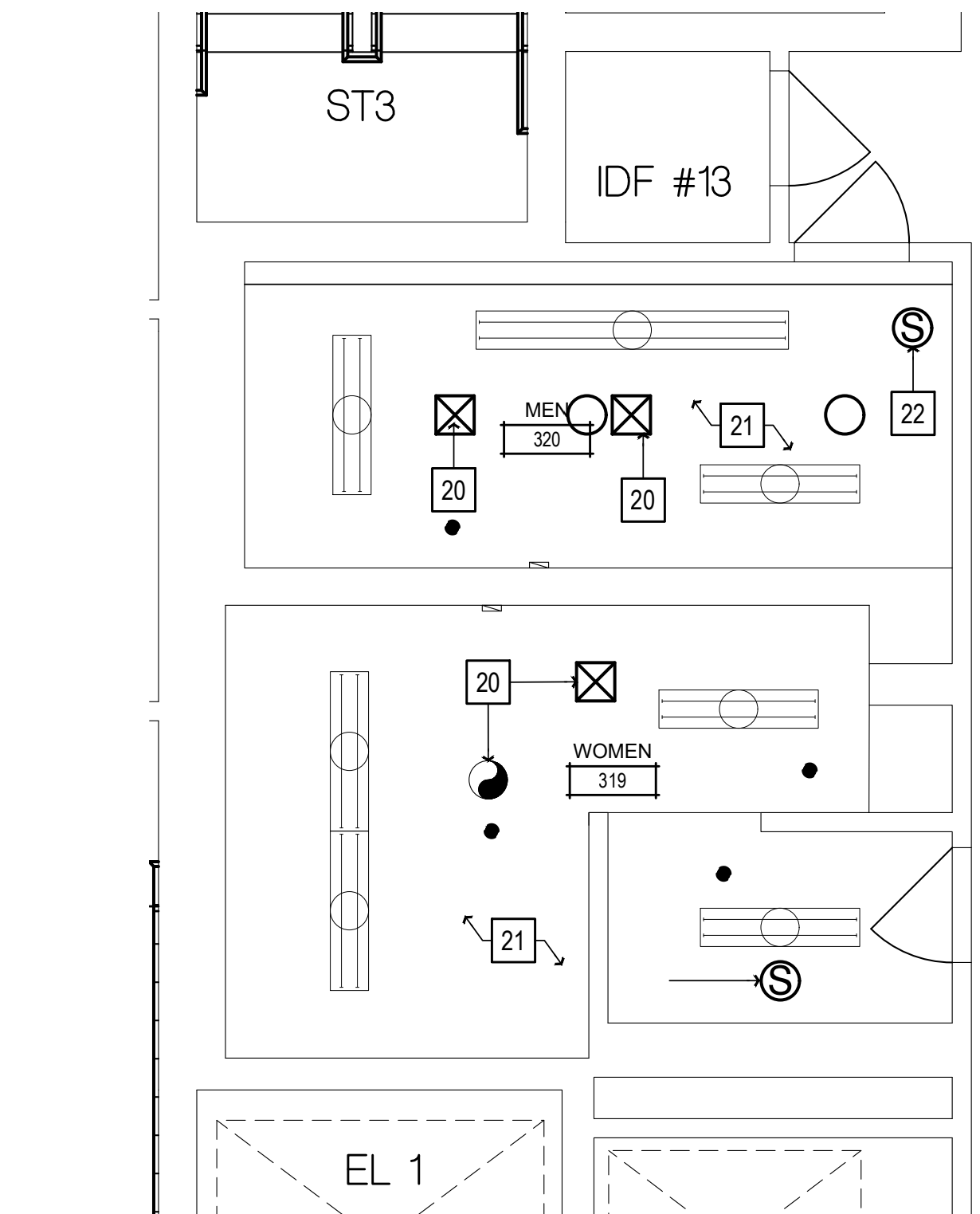
6

SCALE: 1/4" = 1'-0"



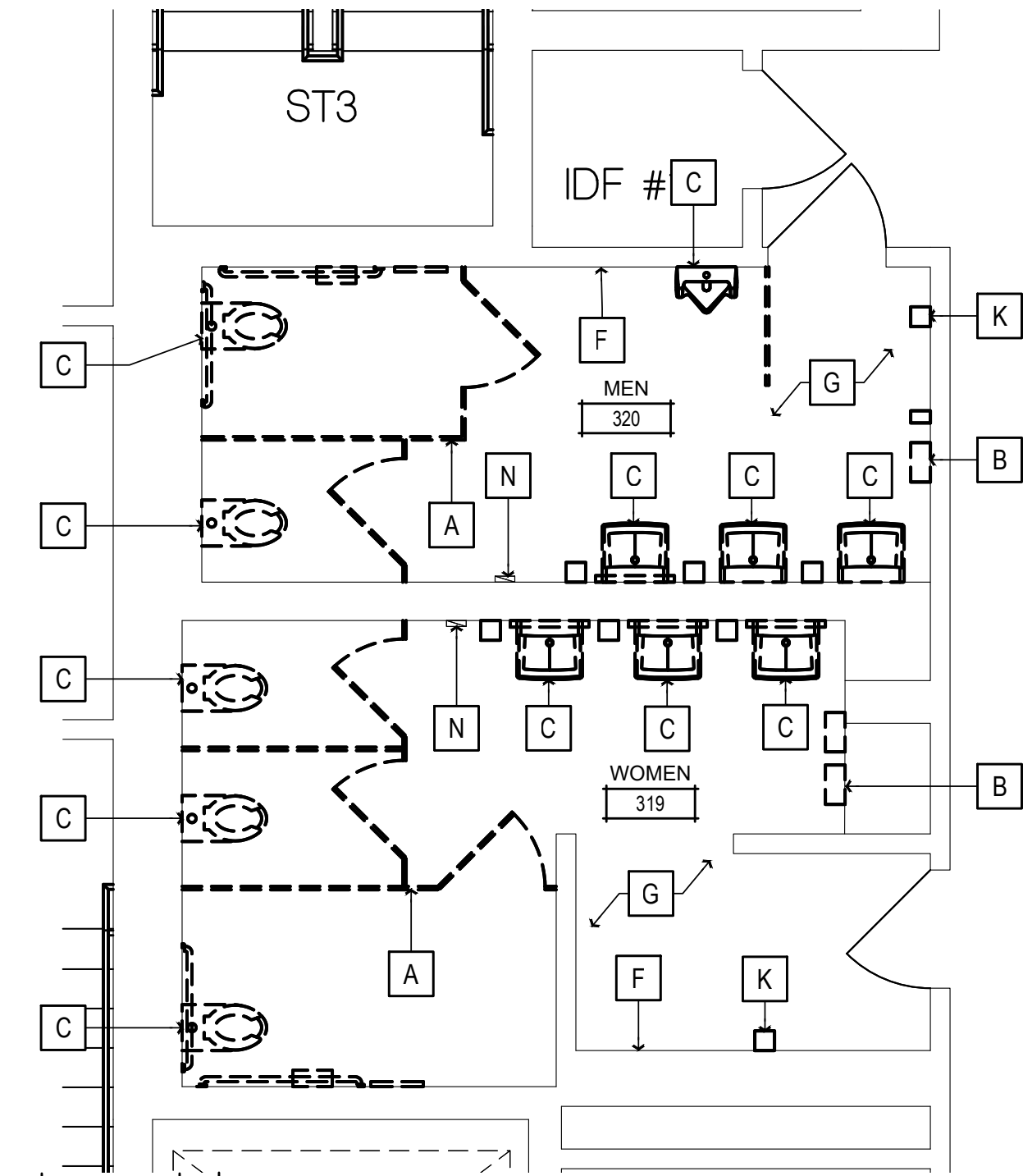
2 DEMOLITION R.C.P.

SCALE: 1/4" = 1'-0"



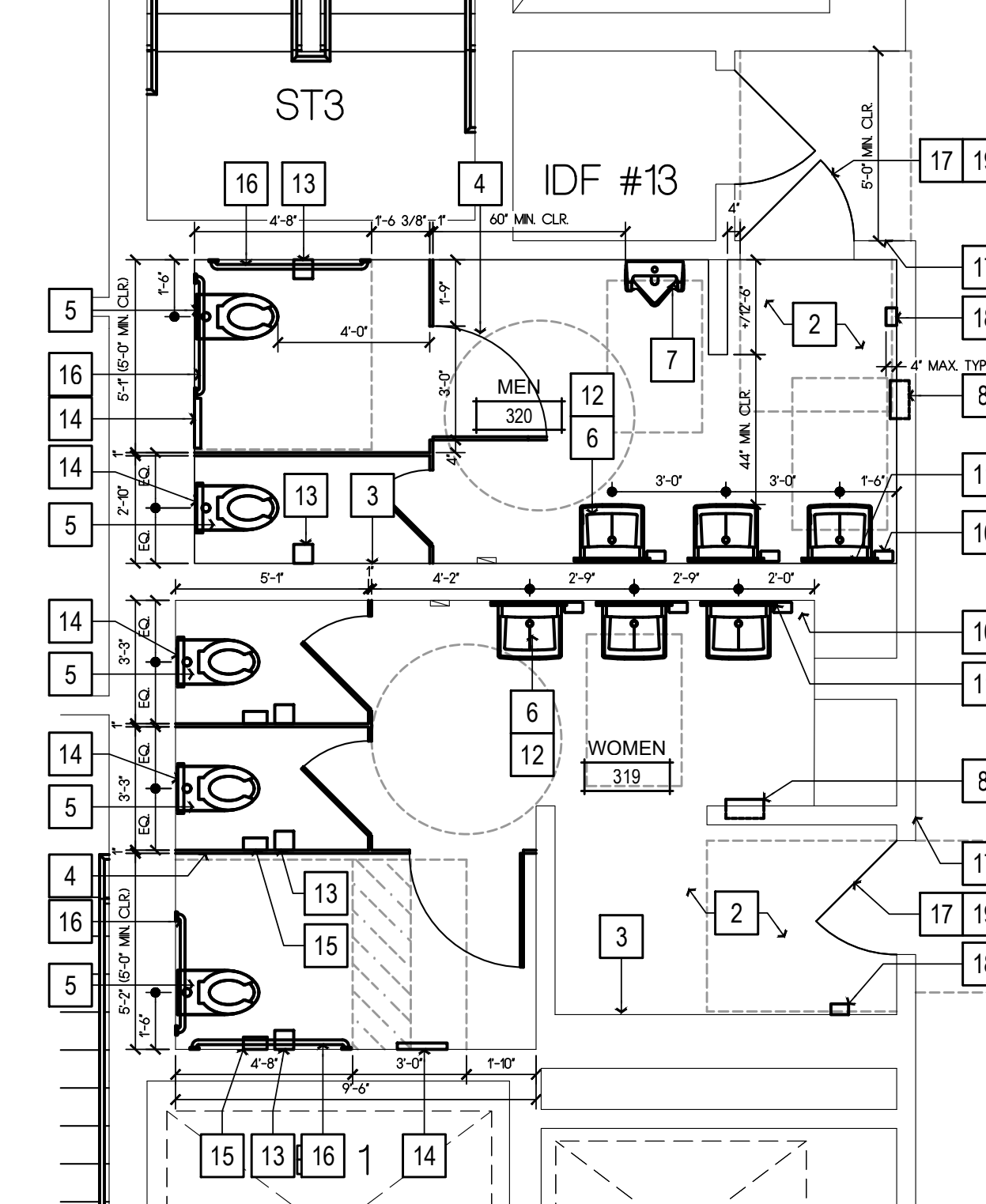
4 REFLECTED CEILING PLAN

SCALE: 1/4" = 1'-0"



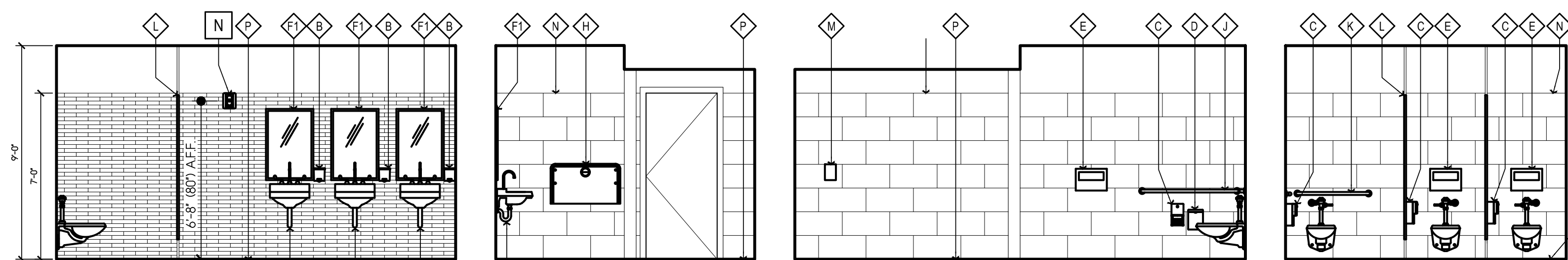
1 DEMOLITION PLAN

SCALE: 1/4" = 1'-0"



3 FLOOR PLAN

SCALE: 1/4" = 1'-0"



A - NORTH B - EAST C - SOUTH D - WEST

5

WOMEN'S RESTROOM 319 ELEVATIONS

SCALE: 1/4" = 1'-0"

NEW WORK SHEET NOTES

(ALL ITEMS ARE NEW UNLESS NOTED (E) OR EXISTING)

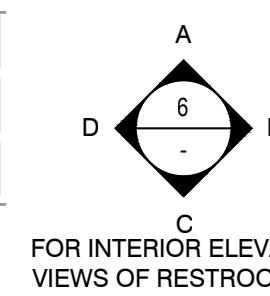
TIER 1 WORK

REMOVE (E) PLUMBING FIXTURES AND ASSOCIATED ACCESSORIES. REMOUNT PLUMBING FIXTURES AND ACCESSORIES PER ACCESSIBILITY REQUIREMENTS ON SHT. A009. REPAIR (E) FINISHES AS REQD. MATCH (E) ADJACENT TYP.

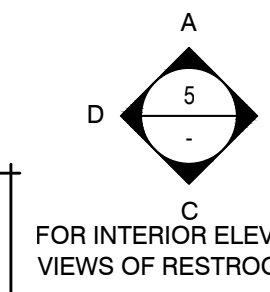
TIER 2 WORK

REMOVE (E) PLUMBING FIXTURES, ASSOCIATED ACCESSORIES, AND (E) RESTROOM FINISHES. PROVIDE (N) FINISHES, AND REMOUNT PLUMBING FIXTURES AND ACCESSORIES PER ACCESSIBILITY REQUIREMENTS ON SHT. A009

- 1A NOT USED
- 2 TILE FLOORING, SEE FINISH SCHEDULE ON SHT. A140.
- 3 WALL TILE, SEE FINISH SCHEDULE ON SHT. A140.
- 4 TOILET PARTITIONS, SEE FINISH SCHEDULE ON SHT. A140.
- 5 WALL MOUNTED FLUSH VALVE TOILET, SEE PLUMBING SCHEDULE ON SHT. A140
- 6 WALL MOUNTED LAVATORY, SEE PLUMBING SCHEDULE ON SHT. A140
- 7 WALL MOUNTED ACCESSIBLE URINAL, SEE PLUMBING SCHEDULE ON SHT. A140
- 8 REINSTALL WALL MOUNTED PAPER TOWEL DISPENSERS, COUNT TO VERIFY LOCATION, SEE DTL. 7/A901
- 9 NOT USED
- 10 REINSTALL WALL MOUNTED SOAP DISPENSER
- 11 (N) LAVATORY MIRROR, SEE RESTROOM ACCESSORY SCHEDULE ON SHT. A140
- 12 REINSTALL LAVATORY PIPING PROTECTION PACKAGE
- 13 REINSTALL TOILET PAPER DISPENSER
- 14 REINSTALL TOILET SEAT COVER DISPENSER
- 15 REINSTALL SANITARY NAPKIN DISPENSER
- 16 REINSTALL GRAB BARS
- 17 ACCESSIBLE TACTILE SIGNAGE, SEE DTL. 7/A009
- 18 REINSTALL WALL MOUNTED HAND SANITIZER, LOCATION TO BE VERIFIED BY COUNTY
- 19 ADJUST DOOR CLOSER OPERATOR SO THAT THE FORCE REQUIRED TO ACTUATE THE DOOR DOES NOT EXCEED 5 LBS. (22 NEWTONS). ADJUST THE CLOSER OPERATOR SO THAT THE TIME REQUIRED FOR THE DOOR TO CLOSE FROM AN OPEN POSITION OF 90 DEGREES TO WITHIN 12 DEGREES OF THE LATCH IS 5 SECONDS MINIMUM.
- 20 PAINT AND REINSTALL HVAC GRILLES
- 21 REPAIR CLING. AS REQD., PAINT PER FINISH SCHEDULE ON SHT. A140
- 22 SMOKE DETECTOR, TIE IN TO (E) FIRE ALARM SYSTEM AS REQD.



FOR INTERIOR ELEVATION VIEWS OF RESTROOM 320



FOR INTERIOR ELEVATION VIEWS OF RESTROOM 319

DEMOLITION SHEET NOTES

(ALL ITEMS ARE EXISTING UNLESS NOTED (N) OR NEW)

- A REMOVE (E) TOILET PARTITIONS AS SHOWN
- B REMOVE (E) TOILET & RESTROOM ACCESSORIES, RETAIN GRAB BARS AND LAVATORY PIPING PROTECTION PACKAGES FOR REINSTALLATION, RETURN ALL OTHER ACCESSORIES TO THE COUNTY FOR RE-USE.
- C REMOVE (E) PLUMBING FIXTURE AS SHOWN
- D NOT USED
- E (E) FIRE SPRINKLER TO REMAIN
- F REMOVE (E) WALL FINISHES, PREP FOR (N) WALL FINISHES
- G REMOVE (E) FLOORING, PREP SUBFLOOR FOR (N) FLOORING
- H (E) LIGHT FIXTURE TO REMAIN
- J REMOVE (E) HVAC REGISTER, CLEAN AND PREP FOR (N) PAINT
- K REMOVE (E) WALL MOUNTED HAND SANITIZER DISPENSER
- L (E) EXHAUST FAN TO REMAIN, REMOVE (E) FAN GRILLE FOR REPLACEMENT
- M REMOVE (E) SMOKE DETECTORS, RETAIN FOR REINSTALLATION
- N VERIFY IN FIELD THAT CENTER OF (E) HORN & STROBE UNIT IS LOCATED +80° A.F.F., RELOCATE HORN & STROBE DEVICE AND ASSOCIATED J-BOX SO THAT CENTER OF FIXTURE IS AT +80° A.F.F. IF REQD.

GENERAL NOTES

1. RECYCLE AND/OR SALVAGE FOR REUSE A MINIMUM OF 50% OF THE OF THE NON-HAZARDOUS CONSTRUCTION WASTE. UTILIZE A WASTE MANAGEMENT COMPANY THAT PROVIDES VERIFIABLE DOCUMENTATION OF THE PERCENTAGE OF CONSTRUCTION WASTE DIVERTED FROM THE LANDFILL.
2. PATCH, REPAIR, PREPARE ALL SURFACES FOR FINISH MATERIALS WHERE DISTURBED BY ALTERATIONS, INCLUDING OPENINGS IN WALLS AND FLOORS FROM REMOVED PIPES AND FIXTURES.
3. PAINT ALL WALLS AND CEILINGS TO MATCH (E) CONDITIONS.
4. SEALED CONCRETE TO MATCH (E) CONDITIONS. REPAIR WHERE DISTURBED BY ALTERATION PROCESS.
5. ADJUST FLOOR SLOPES TO DRAIN, LESS THAN 1.5% IN ALL DIRECTIONS.
6. PAINT ALL (E) ACCESS HATCHES, MATCH CEILING COLOR
7. PRIOR TO PAINTING: SMOOTH COAT AND SAND (E) WALLS TO REMOVE CRACKING AND OTHER IMPERFECTIONS.


WALL LEGEND

(ALL ITEMS ARE NEW UNLESS NOTED (E) OR EXISTING)

- (E) ELEMENT TO REMAIN
- (E) ELEMENT TO BE DEMOLISHED
- ELEMENT TO BE INSTALLED

Copyright © 2023

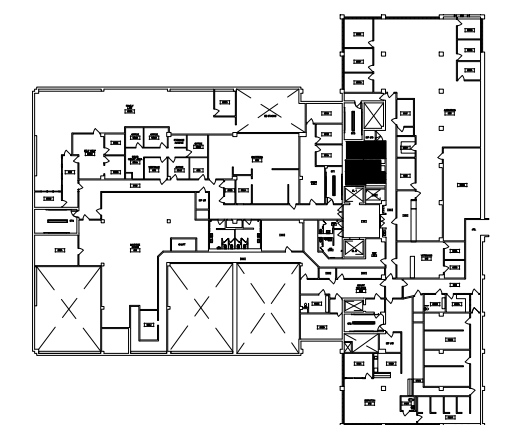
All ideas, designs, arrangements and plans indicated or represented by the drawings are asserted to be the property of NICHOLS MELBURG and ROSSETTO, and may be protected under copyright law. No part of these drawings, arrangements or plans shall be used by, or disclosed to any person, firm or corporation for any purpose whatsoever without the written permission of NICHOLS MELBURG and ROSSETTO.



NICHOLS MELBURG ROSSETTO ARCHITECTS + ENGINEERS

300 KNOLLCREST DRIVE
REDDING, CA 96002
(530) 222-3300 (530) 222-3538 FAX
http://www.nmrdesign.com

KEY PLAN



LICENSE STAMPS



PROJECT NAME

ACCESSIBILITY IMPROVEMENTS

FOR

HUMBOLDT COUNTY COURTHOUSE

826 5TH STREET EUREKA, CALIFORNIA

SHEET TITLE

3rd FLOOR RESTROOM WORK RMs #319 & #320

DRAWING STATUS

CONSTRUCTION DOCUMENTS

REVISIONS

Sym. Description By Date

Drawn By CD

Checked By

Date Drawn 2/15/2023

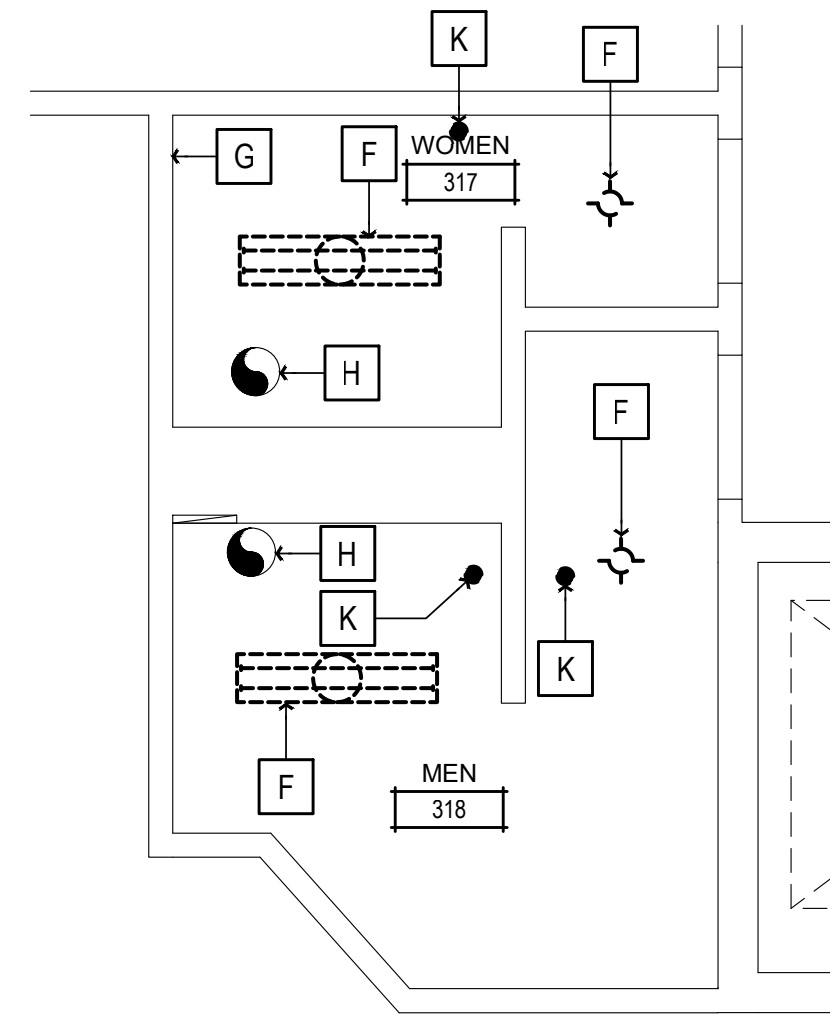
Scale AS NOTED

Job No. 17-6430

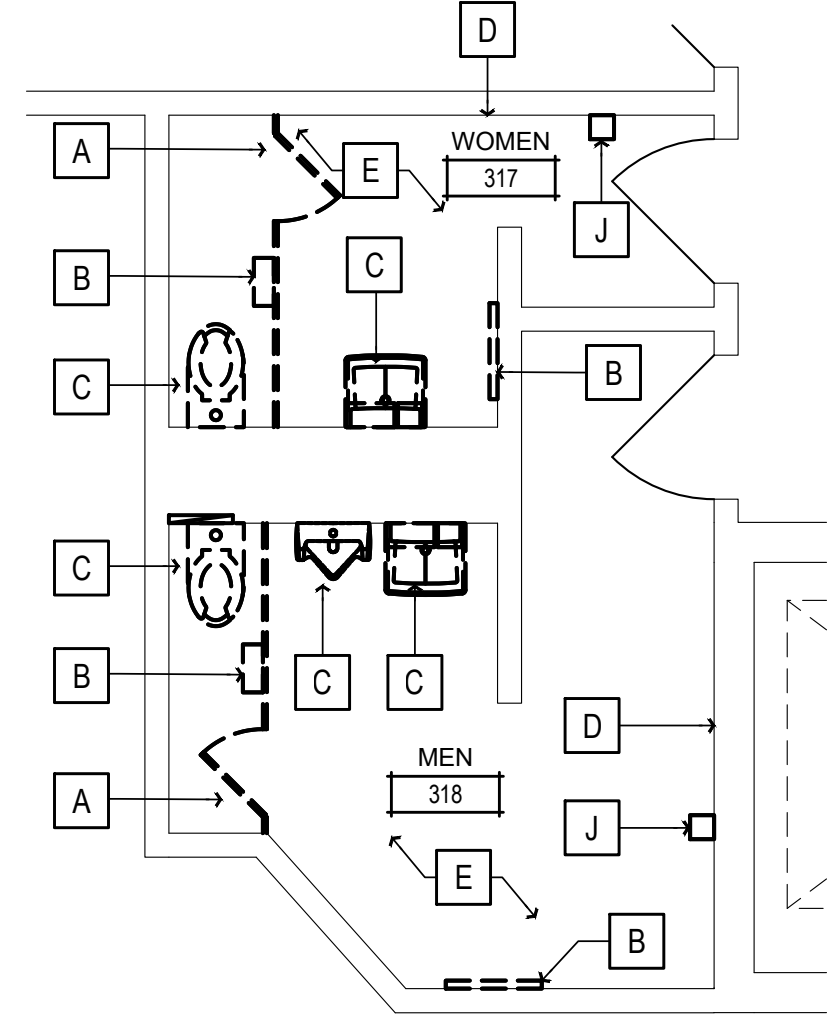
SHEET No.

A232

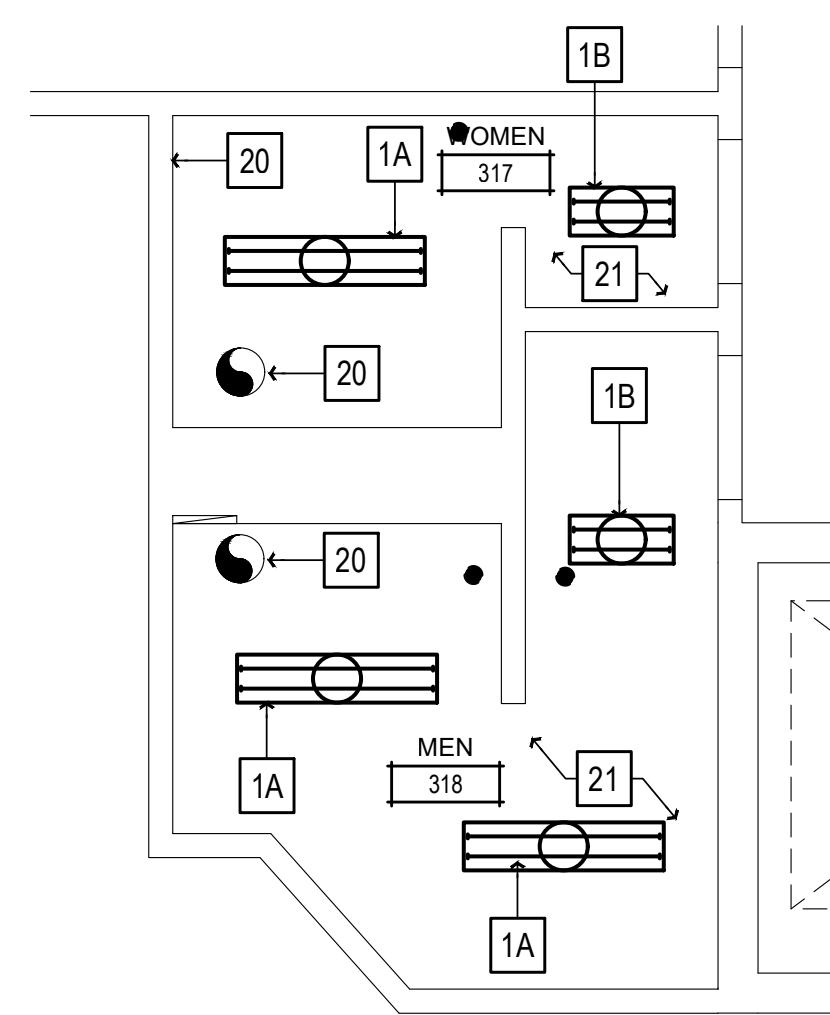
Log# Name: Dawn C
 Plt. Date: March 06, 2023 - 1:02 PM
 File Name: \\NORP003-RS20M\FR\Projects\826\317\7-6430 Humboldt County ADA Compliance\09 Courthouse\Drawings\FC CH_Elrg 311 floor.dwg
 PERS: VFC-CL-1B 1:DBAO 1:NEY



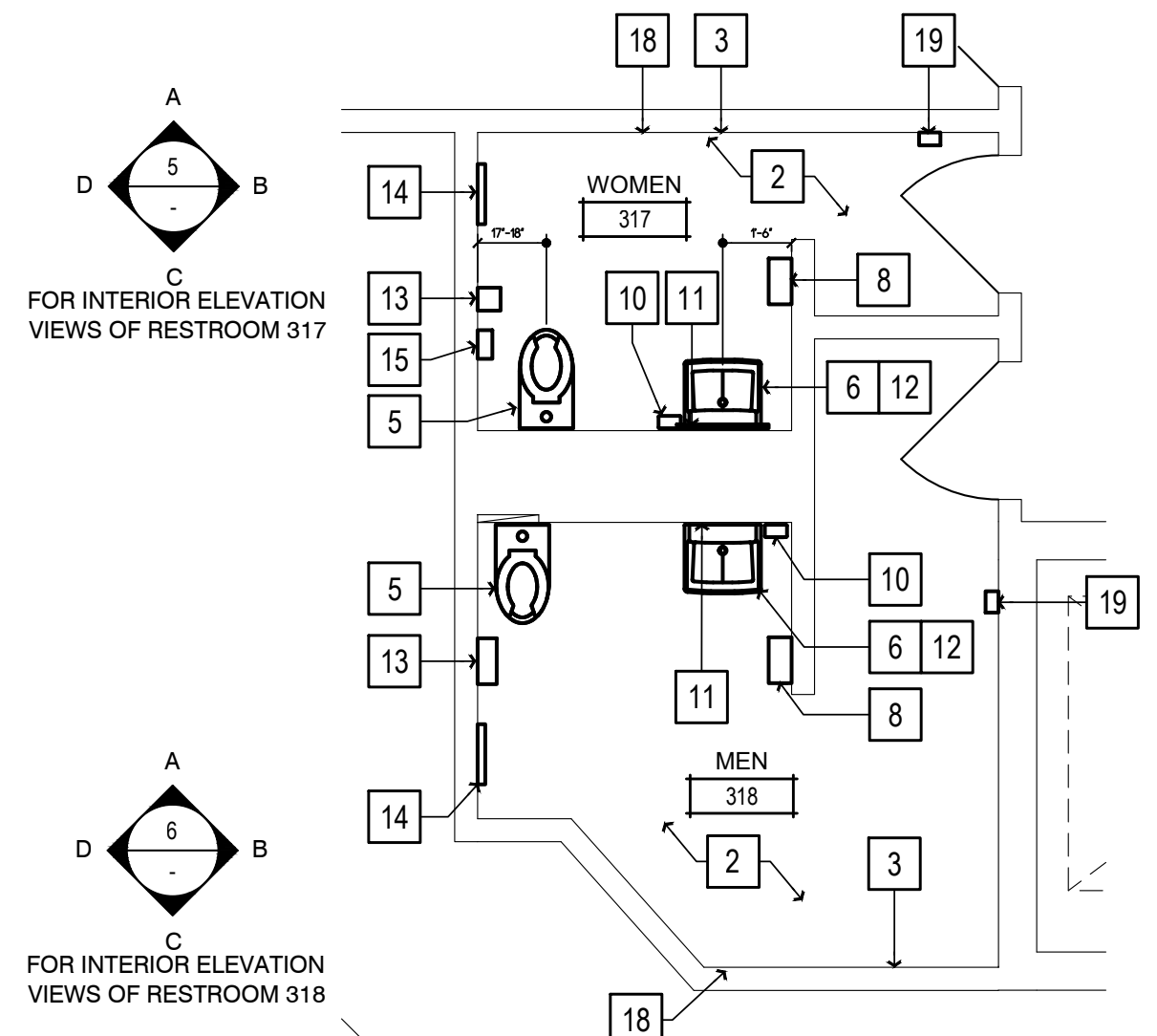
2 DEMOLITION R.C.P.
SCALE: 1/4" = 1'-0"



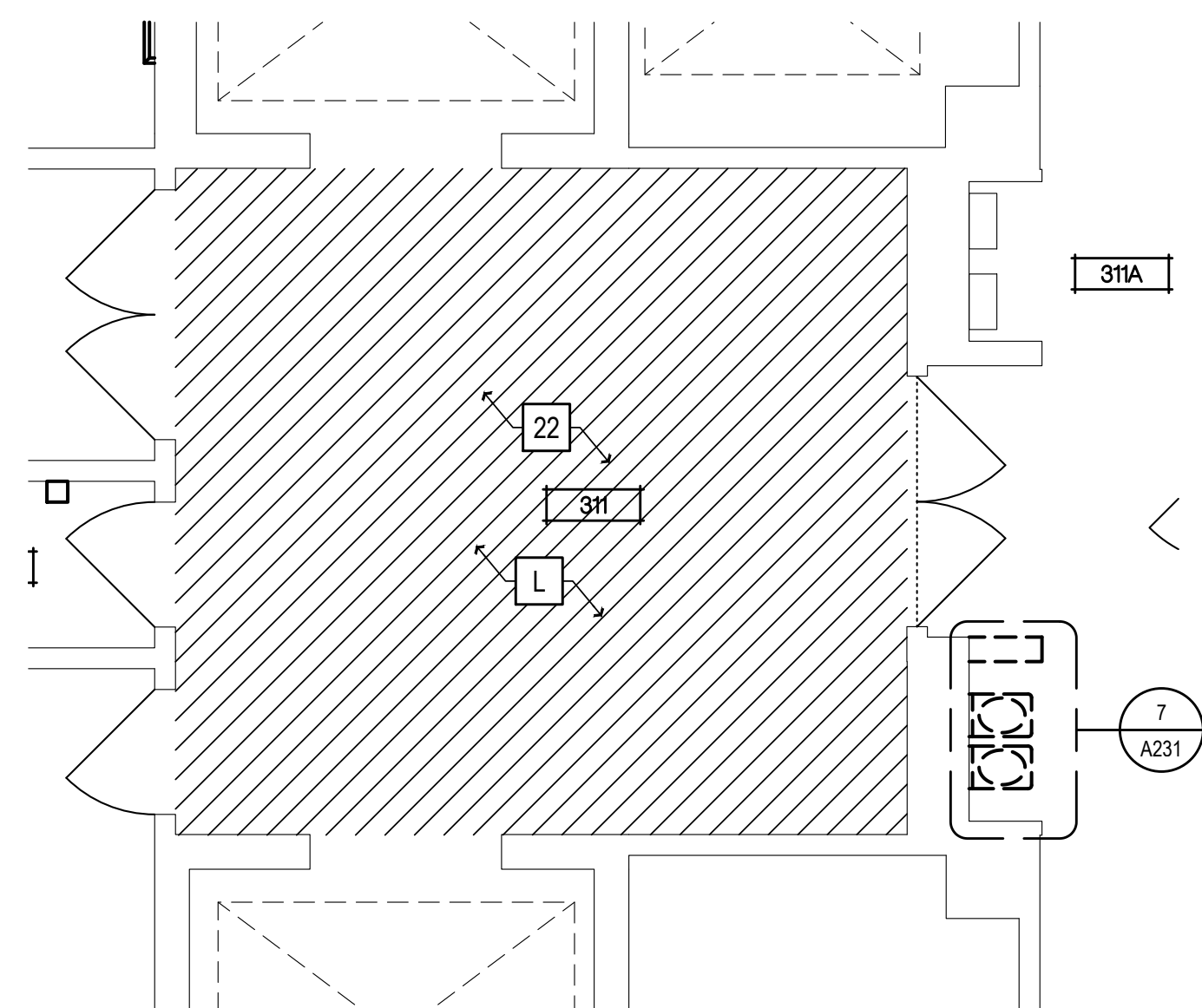
1 DEMOLITION PLAN
SCALE: 1/4" = 1'-0"



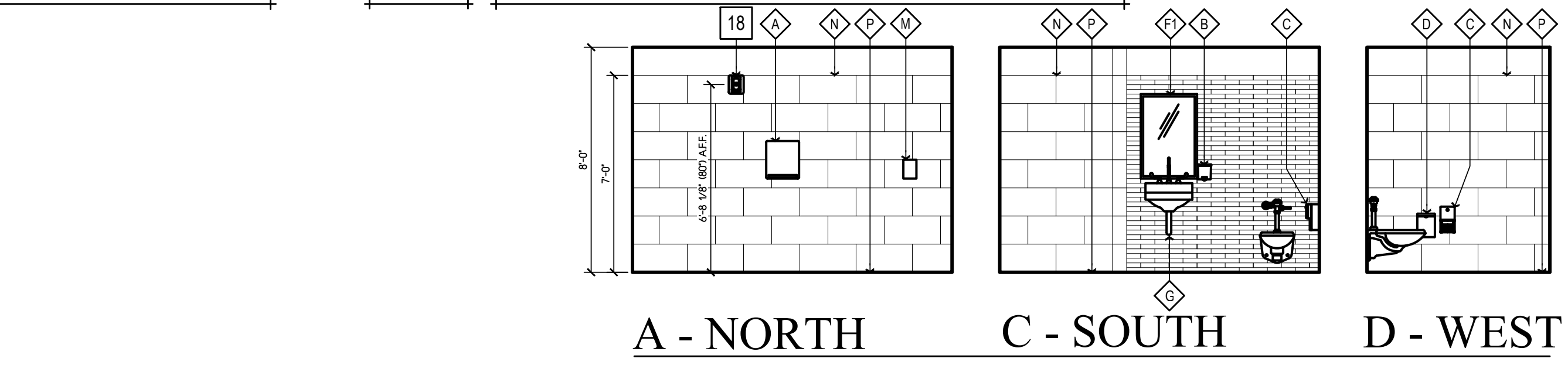
4 REFLECTED CEILING PLAN
SCALE: 1/4" = 1'-0"



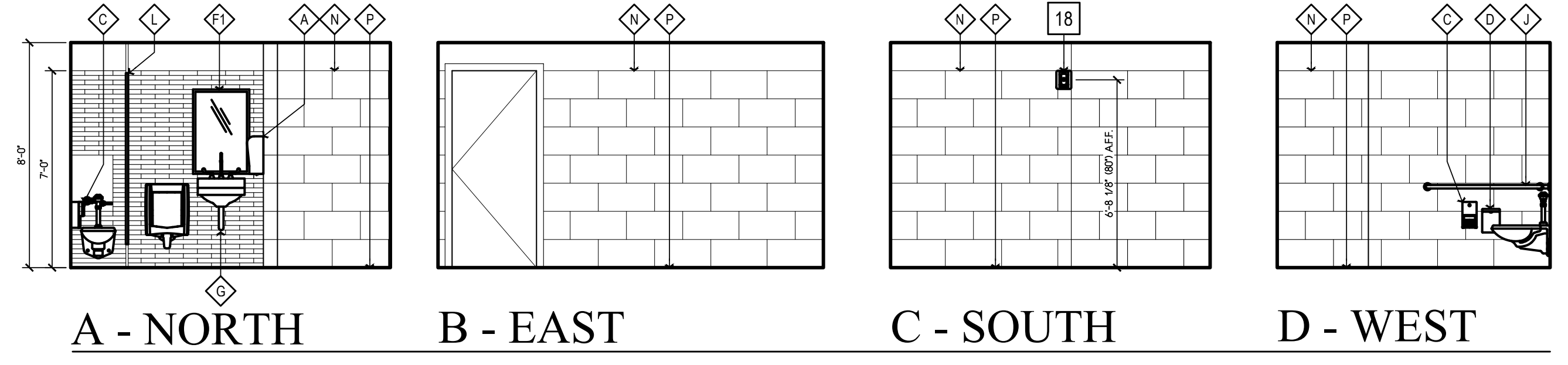
3 FLOOR PLAN
SCALE: 1/4" = 1'-0"



7 ELEVATOR LOBBY RM. #311 - PLAN
SCALE: 1/4" = 1'-0"



5 UNISEX RESTROOM 317 ELEVATIONS
SCALE: 1/4" = 1'-0"



6 MEN'S RESTROOM 318 ELEVATIONS
SCALE: 1/4" = 1'-0"

NEW WORK SHEET NOTES	DEMOLITION SHEET NOTES
(ALL ITEMS ARE NEW UNLESS NOTED (E) OR EXISTING)	(ALL ITEMS ARE EXISTING UNLESS NOTED (N) OR NEW)
TIER 3 WORK	
REMOVE (E) PLUMBING FIXTURES, ASSOCIATED ACCESSORIES, AND (E) RESTROOM FINISHES. PROVIDE (N) FINISHES, AND REMOUNT PLUMBING FIXTURES AND ACCESSORIES BACK TO (E) LOCATIONS	A REMOVE (E) TOILET PARTITIONS AS SHOWN
1A (N) 4' LED LIGHT FIXTURE, SEE SCHEDULE ON SHT. A140	B REMOVE (E) TOILET & RESTROOM ACCESSORIES, RETAIN LAVATORY PIPING PROTECTION PACKAGES AND PAPER TOWEL DISPENSERS FOR REINSTALLATION, RETURN ALL OTHER ACCESSORIES TO THE COUNTY FOR RE-USE.
1B (N) 2' LED LIGHT FIXTURE, SEE SCHEDULE ON SHT. A140	C REMOVE (E) PLUMBING FIXTURE AS SHOWN
2 TILE FLOORING, SEE FINISH SCHEDULE ON SHT. A140.	D REMOVE (E) WALL FINISHES, PREP FOR (N) WALL FINISHES
3 WALL TILE, SEE FINISH SCHEDULE ON SHT. A140.	E REMOVE (E) FLOORING, PREP SUBFLOOR FOR (N) FLOORING
4 TOILET PARTITIONS, SEE FINISH SCHEDULE ON SHT. A140.	F REMOVE (E) LIGHT FIXTURE, PREP J-BOX FOR (N) LIGHT FIXTURE
5 WALL MOUNTED FLUSH VALVE TOILET, SEE PLUMBING SCHEDULE ON SHT. A140	G REMOVE (E) HVAC REGISTER, CLEAN AND PREP FOR (N) PAINT
6 WALL MOUNTED LAVATORY, SEE PLUMBING SCHEDULE ON SHT. A140	H (E) EXHAUST FAN TO REMAIN, REMOVE (E) FAN GRILLE FOR REPLACEMENT
7 WALL MOUNTED ACCESSIBLE URINAL, SEE PLUMBING SCHEDULE ON SHT. A140	J REMOVE (E) WALL MOUNTED HAND SANITIZER DISPENSER
8 REINSTALL WALL MOUNTED PAPER TOWEL DISPENSERS, COUNT TO VERIFY LOCATION	K (E) FIRE SPRINKLER TO REMAIN
9 NOT USED	L REMOVE (E) FLOORING
10 REINSTALL WALL MOUNTED SOAP DISPENSER	
11 (N) MIRROR, SEE RESTROOM ACCESSORY SCHEDULE ON SHT. A140	
12 REINSTALL LAVATORY PIPING PROTECTION PACKAGE	
13 REINSTALL TOILET PAPER DISPENSER	
14 REINSTALL TOILET SEAT COVER DISPENSER	
15 REINSTALL SANITARY NAPKIN DISPENSER	
16 NOT USED	
17 NOT USED	
18 (N) HORN & STROBE WARNING DEVICE @ +80' A.F.F., TIE INTO (E) FIRE ALARM SYSTEM	
19 REINSTALL WALL MOUNTED HAND SANITIZER, LOCATION TO BE VERIFIED BY COUNTY	
20 PAINT AND REINSTALL HVAC GRILLES	
21 REPAIR C'LNG. AS RECD., PAINT PER FINISH SCHEDULE ON SHT. A140	
22 GRIND (E) CONCRETE SUBFLOOR AS RECD. & BACK FILL W/ SELF LEVELING MASTIC TO ACHIEVE LESS THAN 2% SLOPES IN ALL DIRECTIONS TYPICAL. PROVIDE (N) FLOORING, MATCH (E) ADJACENT MATERIALS TYP.	
23 (N) LED CAN LIGHT, SEE ELECTRICAL FIXTURE SCHEDULE ON SHT. A142	

GENERAL NOTES

- RECYCLE AND/OR SALVAGE FOR REUSE A MINIMUM OF 50% OF THE OF THE NON-HAZARDOUS CONSTRUCTION WASTE. UTILIZE A WASTE MANAGEMENT COMPANY THAT PROVIDES VERIFIABLE DOCUMENTATION OF THE PERCENTAGE OF CONSTRUCTION WASTE DIVERTED FROM THE LANDFILL.
- PATCH, REPAIR, PREPARE ALL SURFACES FOR FINISH MATERIALS WHERE DISTURBED BY ALTERATIONS, INCLUDING OPENINGS IN WALLS AND FLOORS FROM REMOVED PIPES AND FIXTURES.
- PAINT ALL WALLS AND CEILINGS TO MATCH (E) CONDITIONS. WHERE DISTURBED BY ALTERATION PROCESS.
- SEALED CONCRETE TO MATCH (E) CONDITIONS. REPAIR WHERE DISTURBED BY ALTERATION PROCESS.
- ADJUST FLOOR SLOPES TO DRAIN, LESS THAN 1.5% IN ALL DIRECTIONS.
- PAINT ALL (E) ACCESS HATCHES, MATCH CEILING COLOR PRIOR TO PAINTING, SMOOTH COAT AND SAND (E) WALLS TO REMOVE CRACKING AND OTHER IMPERFECTIONS.

WALL LEGEND

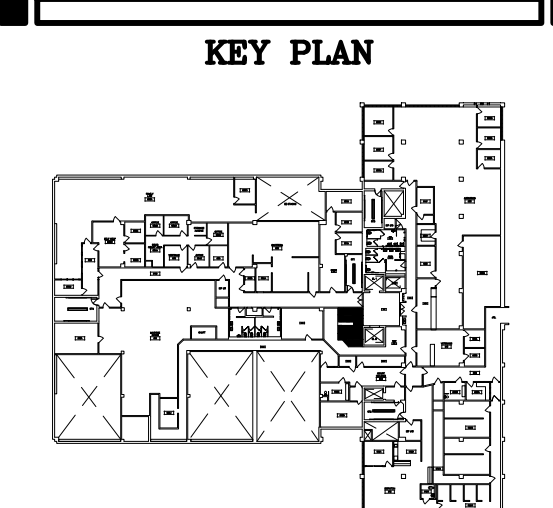
(ALL ITEMS ARE NEW UNLESS NOTED (E) OR EXISTING)

	(E) ELEMENT TO REMAIN
	(E) ELEMENT TO BE DEMOLISHED
	ELEMENT TO BE INSTALLED

Copyright © 2023

All ideas, designs, arrangements and plans indicated or represented by this drawing are created by and the property of NICHOLS MELBURG and ROSSETTO, and may be copied, reproduced, or developed for use or, and in conjunction with, the specified project. None of such ideas, designs, arrangements or plans shall be used by, or disclosed to any person, firm or corporation for any purpose whatsoever without the written permission of NICHOLS MELBURG and ROSSETTO.

NICHOLS MELBURG ROSSETTO ARCHITECTS + ENGINEERS
 300 KNOLLCREST DRIVE
 REDDING, CA 96002
 (530) 222-3300 (530) 222-3538 FAX
<http://www.nmrdesign.com>



LICENSE STAMPS

PROJECT NAME
ACCESSIBILITY IMPROVEMENTS
 FOR
HUMBOLDT COUNTY COURTHOUSE
 826 5TH STREET
 EUREKA, CALIFORNIA

SHEET TITLE
 3rd FLOOR
 RESTROOM WORK
 RMs #317 & #318

DRAWING STATUS
 CONSTRUCTION DOCUMENTS

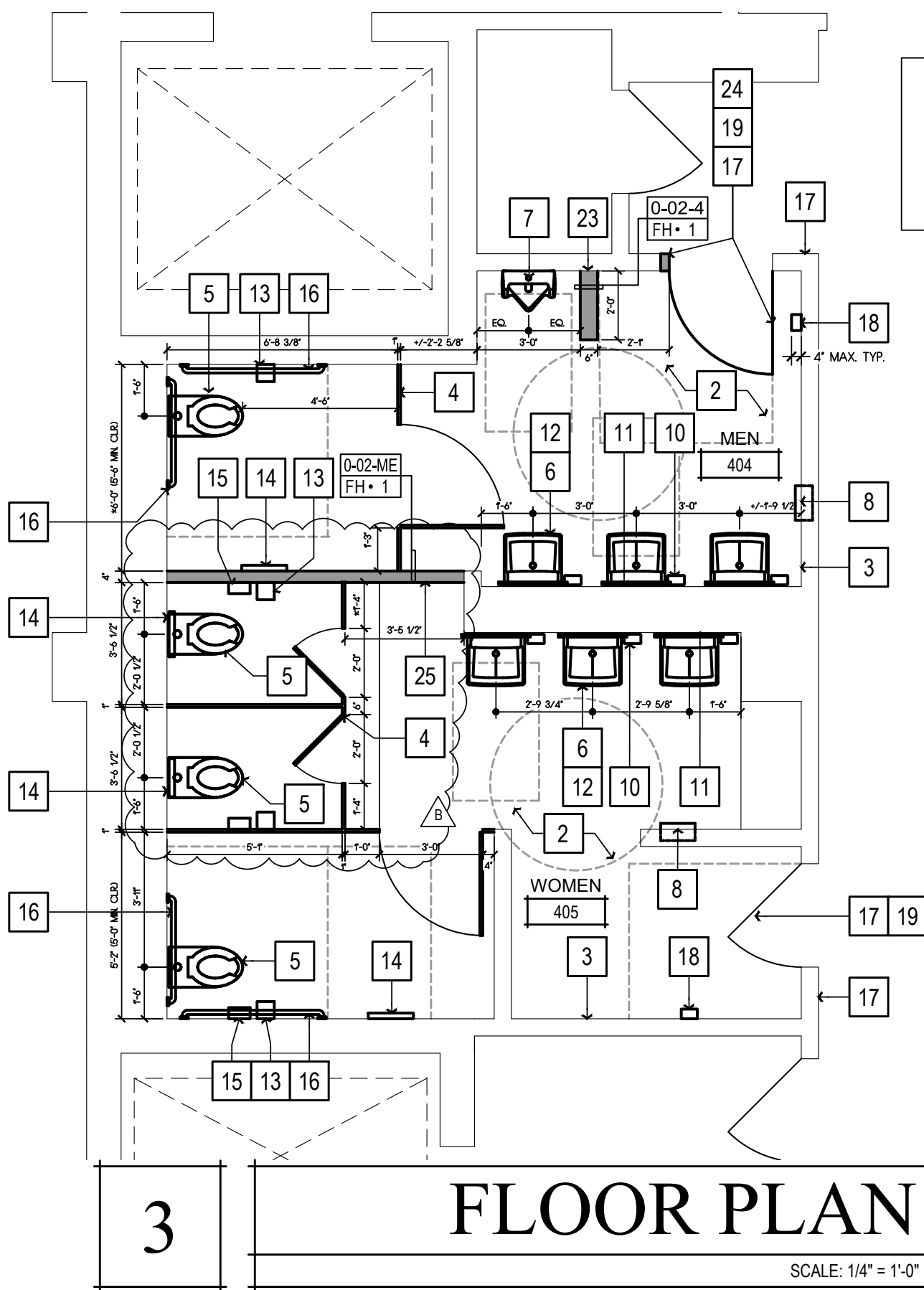
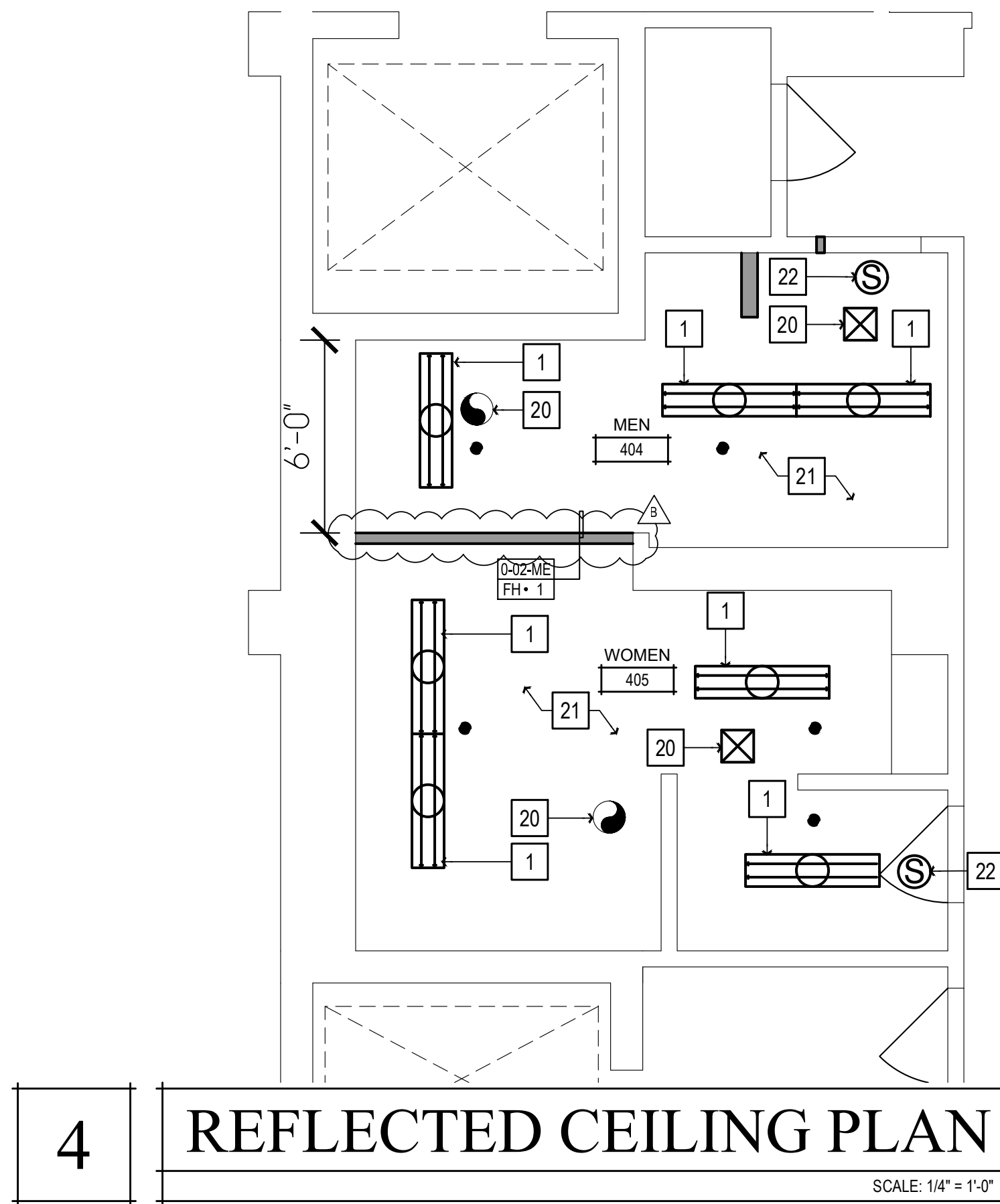
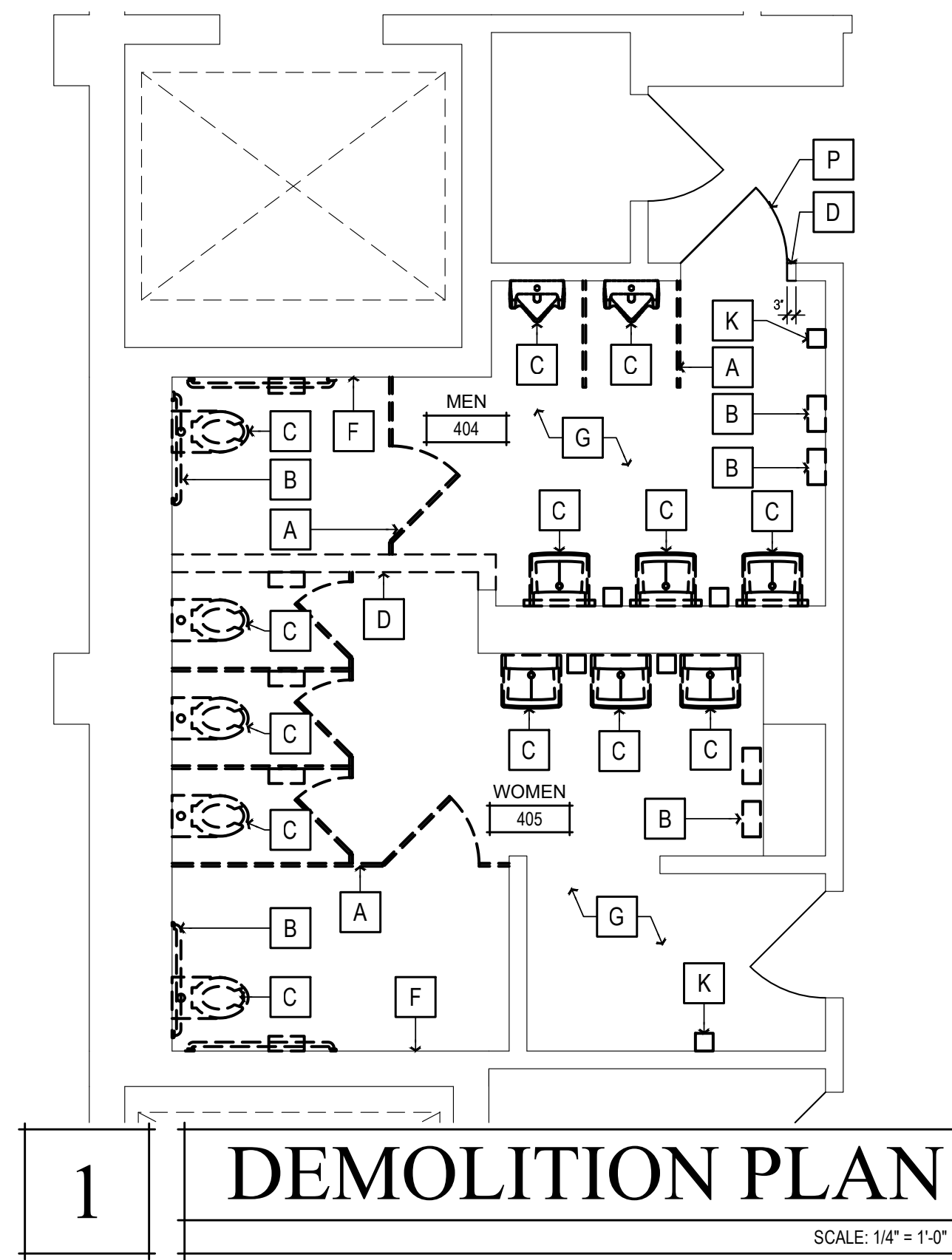
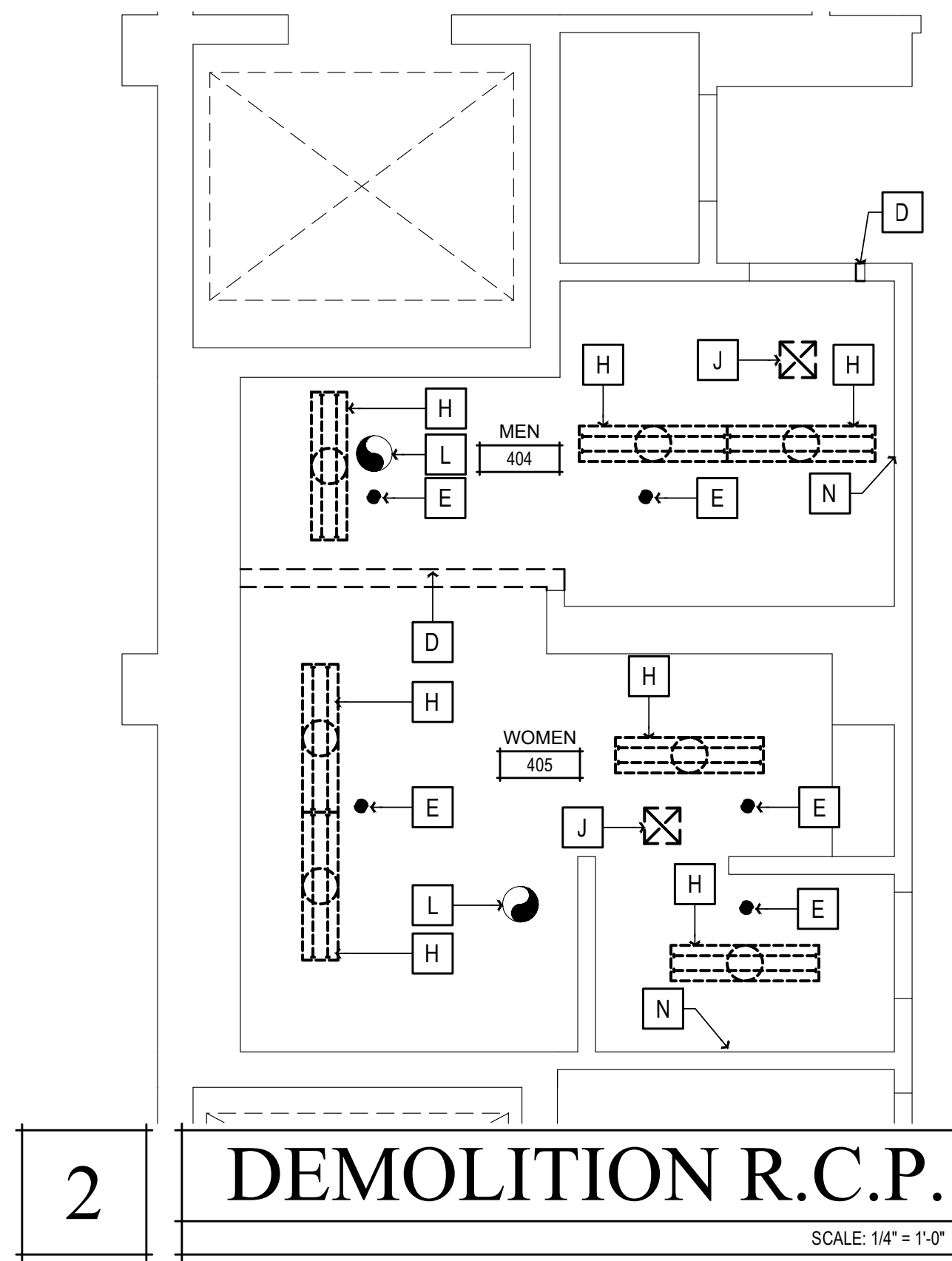
REVISIONS

Sym.	Description	By	Date

Drawn By	CD
Checked By	
Date Drawn	2/15/2023
Scale	AS NOTED
Job No.	17-6430

SHEET No.
A233

Logn Name: Dawn C
 Pct Date: March 06, 2023 - 11:11 pm
 File Name: \\NWHP003-RS20MFE\file\Projects\66503\66503\7\7-6430 Humboldt County ADA Compliance\09 Courthouse\Drawings\4\4_CLL_Eng_4th floor.dwg
 PERS: \\PC-CLL_TB_DBMO_T\PC-CLL\DBMO_1\NEW



NEW WORK SHEET NOTES

(ALL ITEMS ARE NEW UNLESS NOTED (E) OR EXISTING)

TIER 1 WORK

REMOVE (E) PLUMBING FIXTURES AND ASSOCIATED ACCESSORIES. REMOUNT PLUMBING FIXTURES AND ACCESSORIES PER ACCESSIBILITY REQUIREMENTS ON SHT. A009. REPAIR (E) FINISHES AS REQ'D. MATCH (E) ADJACENT TYP.

TIER 2 WORK

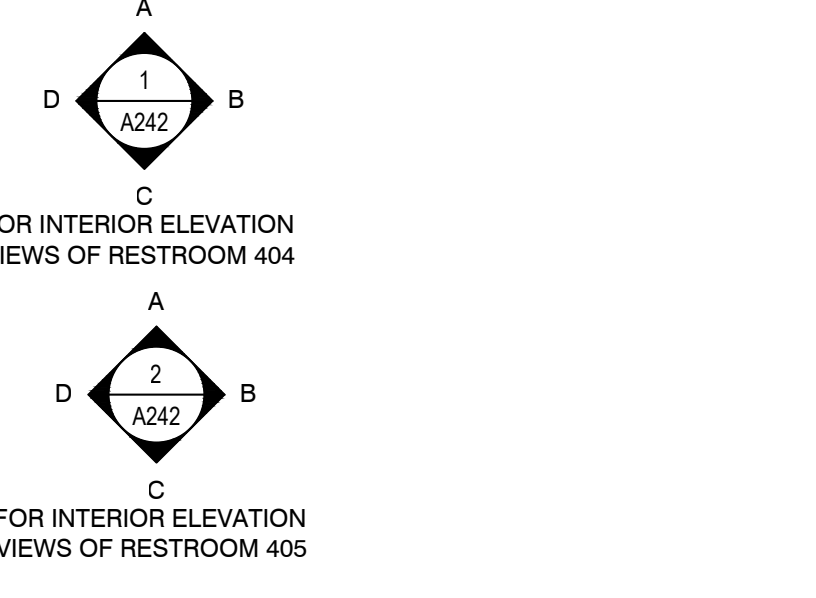
REMOVE (E) PLUMBING FIXTURES, ASSOCIATED ACCESSORIES, AND (E) RESTROOM FINISHES. PROVIDE (N) FINISHES, AND REMOUNT PLUMBING FIXTURES AND ACCESSORIES PER ACCESSIBILITY REQUIREMENTS ON SHT. A009

- (N) 4' LED LIGHT FIXTURE. SEE SCHEDULE ON SHT. A140
- TILE FLOORING. SEE FINISH SCHEDULE ON SHT. A140.
- WALL TILE. SEE FINISH SCHEDULE ON SHT. A140.
- (N) TOILET PARTITIONS, SEE FINISH SCHEDULE ON SHT. A140.
- WALL MOUNTED FLUSH VALVE TOILET, SEE PLUMBING SCHEDULE ON SHT. A140
- WALL MOUNTED LAVATORY, SEE SEE PLUMBING SCHEDULE ON SHT. A140
- PROVIDE WALL MOUNTED ACCESSIBLE URINAL, SEE PLUMBING SCHEDULE ON SHT. A140
- REINSTALL WALL MOUNTED PAPER TOWEL DISPENSERS. COUNTY TO VERIFY LOCATION. SEE DTL. 1/A901
- NOT USED
- REINSTALL WALL MOUNTED SOAP DISPENSER
- (N) LAVATORY MIRROR, SEE RESTROOM ACCESSORY SCHEDULE ON SHT. A140
- REINSTALL LAVATORY PIPING PROTECTION PACKAGE
- REINSTALL TOILET PAPER DISPENSER
- REINSTALL TOILET SEAT COVER DISPENSER
- REINSTALL SANITARY NAPKIN DISPENSER
- REINSTALL GRAB BARS
- ACCESSIBLE TACTILE SIGNAGE. SEE DTL. 7/A009
- REINSTALL WALL MOUNTED HAND SANITIZER, LOCATION TO BE VERIFIED BY COUNTY
- ADJUST DOOR CLOSER OPERATOR SO THAT THE FORCE REQUIRED TO ACTUATE THE DOOR DOES NOT EXCEED 5 LBS. (22 NEWTONS). ADJUST THE CLOSER OPERATOR SO THAT THE TIME REQUIRED FOR THE DOOR TO CLOSE FROM AN OPEN POSITION OF 90 DEGREES TO WITHIN 12 DEGREES OF THE LATCH IS 5 SECONDS MINIMUM.
- PAINT AND REINSTALL HVAC GRILLES
- REPAIR CLNG. AS REQ'D., PAINT PER FINISH SCHEDULE ON SHT. A140
- (N) SURFACE MOUNTED SMOKE DETECTOR, TIE IN TO (E) FIRE ALARM SYSTEM
- (N) FULL HT. PARTITION WALL
- (N) 30" DOOR OPENING
- PROVIDE SOUND ATTENUATING BATT INSULATION IN (N) PARTITION WALL

DEMOLITION SHEET NOTES

(ALL ITEMS ARE EXISTING UNLESS NOTED (N) OR NEW)

- REMOVE (E) TOILET PARTITIONS AS SHOWN
- REMOVE (E) TOILET & RESTROOM ACCESSORIES. RETAIN GRAB BARS AND LAVATORY PIPING PROTECTION PACKAGES FOR REINSTALLATION. RETURN ALL OTHER ACCESSORIES TO THE COUNTY FOR RE-USE.
- REMOVE (E) PLUMBING FIXTURE AS SHOWN
- REMOVE SEGMENT OF (E) PARTITION WALL AS SHOWN. PREP FLOOR AND CEILING FOR FINISH REPAIRS AS REQ'D.
- (E) FIRE SPRINKLER TO REMAIN
- REMOVE (E) WALL FINISHES. PREP FOR (N) WALL FINISHES
- REMOVE (E) FLOORING, PREP SUBFLOOR FOR (N) FLOORING
- REMOVE (E) LIGHT FIXTURE, PREP J-BOX FOR (N) LIGHT FIXTURE
- REMOVE (E) HVAC REGISTER, CLEAN AND PREP FOR (N) PAINT
- REMOVE (E) WALL MOUNTED HAND SANITIZER DISPENSER
- (E) EXHAUST FAN TO REMAIN, REMOVE (E) FAN GRILLE FOR REPLACEMENT
- NOT USED
- VERIFY IN FIELD THAT CENTER OF (E) HORN & STROBE UNIT IS LOCATED 80" A.F.F.. RELOCATE IF REQ'D.
- REMOVE (E) DOOR, PREP FRAME TO REVERSE SWING



GENERAL NOTES

- RECYCLE AND/OR SALVAGE FOR REUSE A MINIMUM OF 50% OF THE OF THE NON-HAZARDOUS CONSTRUCTION WASTE. UTILIZE A WASTE MANAGEMENT COMPANY THAT PROVIDES VERIFIABLE DOCUMENTATION OF THE PERCENTAGE OF CONSTRUCTION WASTE DIVERTED FROM THE LANDFILL.
- PATCH, REPAIR, PREPARE ALL SURFACES FOR FINISH MATERIALS WHERE DISTURBED BY ALTERATIONS, INCLUDING OPENINGS IN WALLS AND FLOORS FROM REMOVED PIPES AND FIXTURES.
- PAINT ALL WALLS AND CEILINGS TO MATCH (E) CONDITIONS.
- SEALED CONCRETE TO MATCH (E) CONDITIONS. REPAIR WHERE DISTURBED BY ALTERATION PROCESS.
- ADJUST FLOOR SLOPES TO DRAIN, LESS THAN 1.5% IN ALL DIRECTIONS.
- PAINT ALL (E) ACCESS HATCHES, MATCH CEILING COLOR
- PRIOR TO PAINTING, SMOOTH COAT AND SAND (E) WALLS TO REMOVE CRACKING AND OTHER IMPERFECTIONS.

WALL LEGEND


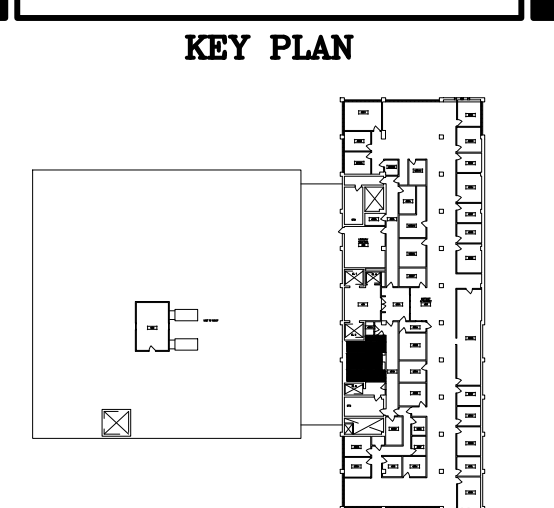
(ALL ITEMS ARE NEW UNLESS NOTED (E) OR EXISTING)

- (E) ELEMENT TO REMAIN
- (E) ELEMENT TO BE DEMOLISHED
- ELEMENT TO BE INSTALLED

Copyright © 2023

All ideas, designs, arrangements and plans indicated or represented by this drawing are created by and the property of NICHOLS MELBURG AND ROSSETTO, INC. and may be copied, stored, and used for any purpose without the written permission of NICHOLS MELBURG AND ROSSETTO.

NICHOLS MELBURG ROSSETTO ARCHITECTS + ENGINEERS
 300 KNOLLCREST DRIVE
 REDDING, CA 96002
 (530) 222-3300 (530) 222-3538 FAX
 http://www.nmrdesign.com



PROJECT NAME
ACCESSIBILITY IMPROVEMENTS
 FOR
HUMBOLDT COUNTY COURTHOUSE
 825 5TH STREET
 EUREKA, CALIFORNIA

SHEET TITLE
 4th FLOOR
 RESTROOM WORK
 RMs #404 & #405

DRAWING STATUS
 CONSTRUCTION DOCUMENTS

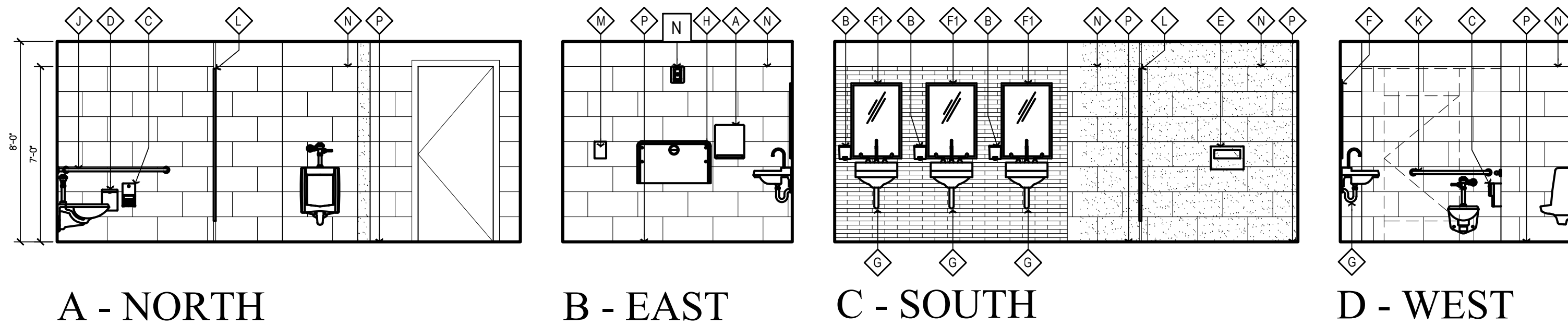
REVISIONS

Sym.	Description	By	Date
△	BACK CHECK #2	TAJ	1/30/23

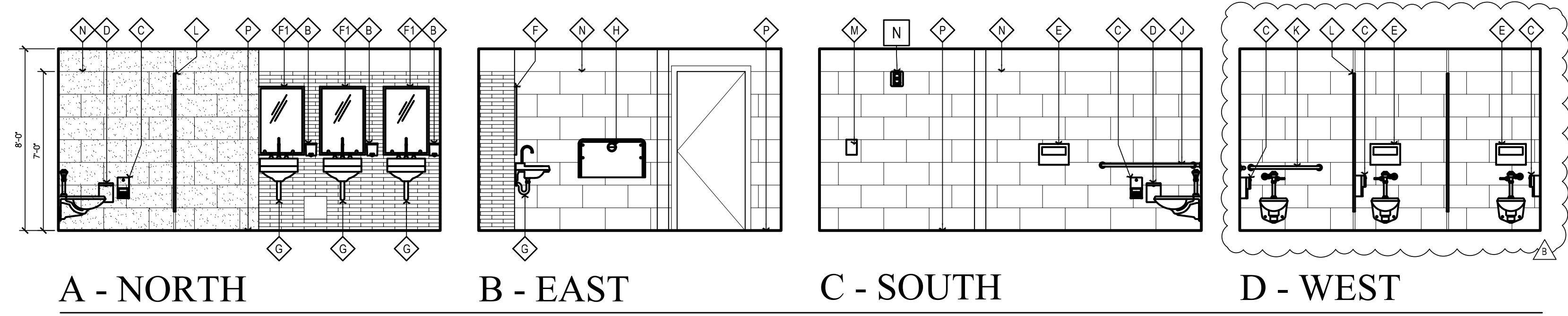
Drawn By	CD
Checked By	
Date Drawn	2/15/2023
Scale	AS NOTED
Job No.	17-6430

SHEET No.
A241

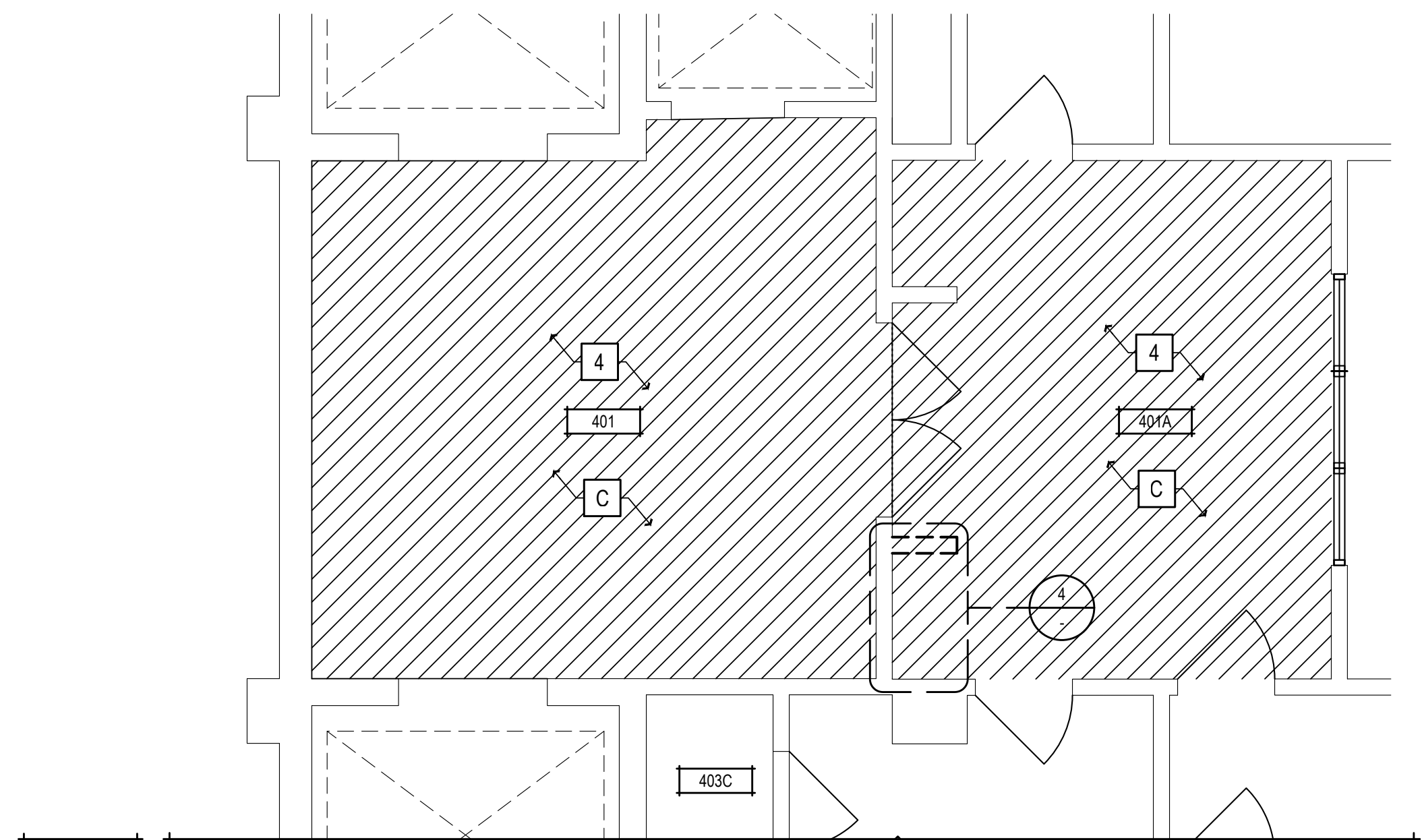
Log# Name: Dawn C
 Plt. Date: March 06, 2023 - 104 PM
 File Name: \\NWHP03-RS20MFE\Projects\0603\04\317\7-6430 Humboldt County ADA Compliance\09 Courthouse\Drawings\FC CH_Elev_4th floor.dwg
 PERS: V:\FC\LIB\BMO 1\FPC-CL\BMO 1\NEW



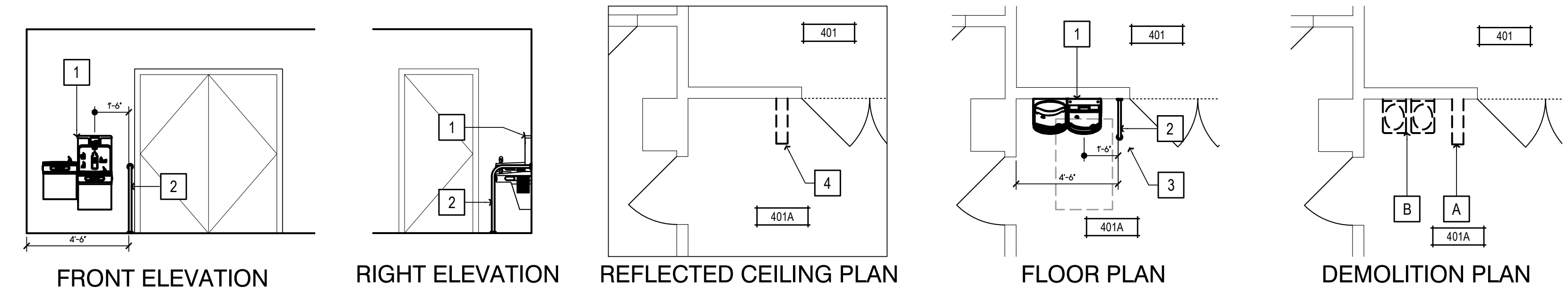
1 MEN'S RESTROOM 404 ELEVATIONS
SCALE: 1/4" = 1'-0"



2 WOMEN'S RESTROOM 405 ELEVATIONS
SCALE: 1/4" = 1'-0"



3 ELEVATOR LOBBY RM. #401 - PLAN
SCALE: 1/4" = 1'-0"



4 HALL #311A - DRINKING FOUNTAIN - DEMO, FLOOR PLAN, & ELEVATIONS
SCALE: 1/4" = 1'-0"

DEMOLITION SHEET NOTES
 ALL ITEMS ARE EXISTING UNLESS NOTED (N) OR NEW
 A REMOVE (E) PARTITION WALL AS SHOWN. PREP FLOOR AND CLNG. AS REQ'D FOR FINISH REPAIRS
 B REMOVE (E) DRINKING FOUNTAIN, PREP WALL FOR (N) HI-LO DRINKING FOUNTAIN
 C REMOVE (E) FLOORING.


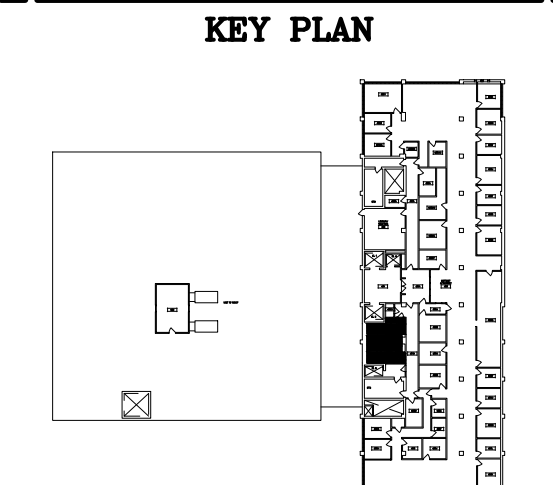
NEW WORK SHEET NOTES
 ALL ITEMS ARE NEW UNLESS NOTED (E) OR EXISTING
TIER 1 WORK
 REMOVE (E) PLUMBING FIXTURES AND ASSOCIATED ACCESSORIES, REMOUNT PLUMBING FIXTURES AND ACCESSORIES PER ACCESSIBILITY REQUIREMENTS ON SHT. A009
TIER 2 WORK
 REMOVE (E) PLUMBING FIXTURES, ASSOCIATED ACCESSORIES, AND (E) RESTROOM FINISHES. PROVIDE (N) FINISHES, AND REMOUNT PLUMBING FIXTURES AND ACCESSORIES PER ACCESSIBILITY REQUIREMENTS ON SHT. A009
 1 (N) HI-LO DRINKING FOUNTAIN W/ BOTTLE FILLER, ELKAY MODEL #L2STLWSSP. SEE ACCESSIBILITY DETAILS ON SHT. A009
 2 REPAIR CLNG. AS REQ'D., PAINT PER FINISH SCHEDULE ON SHT. A140
 3 REPAIR CLNG. AS REQ'D., PAINT PER FINISH SCHEDULE ON SHT. A140
 4 GRIND (E) CONCRETE AS REQ'D. & BACK FILL W/ SELF LEVELING MASTIC TO ACHIEVE LESS THAN 2% SLOPES IN ALL DIRECTIONS TYPICAL. PROVIDE (N) FLOORING, MATCH (E) ADJACENT MATERIALS TYP.

GENERAL NOTES
 1. RECYCLE AND/OR SALVAGE FOR REUSE A MINIMUM OF 50% OF THE OF THE NON-HAZARDOUS CONSTRUCTION WASTE. UTILIZE A WASTE MANAGEMENT COMPANY THAT PROVIDES VERIFIABLE DOCUMENTATION OF THE PERCENTAGE OF CONSTRUCTION WASTE DIVERTED FROM THE LANDFILL.
 2. PATCH, REPAIR, PREPARE ALL SURFACES FOR FINISH MATERIALS WHERE DISTURBED BY ALTERATIONS, INCLUDING OPENINGS IN WALLS AND FLOORS FROM REMOVED PIPES AND FIXTURES.
 3. PAINT ALL WALLS AND CEILINGS TO MATCH (E) CONDITIONS.
 4. SEALED CONCRETE TO MATCH (E) CONDITIONS. REPAIR WHERE DISTURBED BY ALTERATION PROCESS.
 5. ADJUST FLOOR SLOPES TO DRAIN, LESS THAN 1.5% IN ALL DIRECTIONS.
 6. PAINT ALL (E) ACCESS HATCHES, MATCH CEILING COLOR
 7. PRIOR TO PAINTING, SMOOTH COAT AND SAND (E) WALLS TO REMOVE CRACKING AND OTHER IMPERFECTIONS.

WALL LEGEND
 ALL ITEMS ARE NEW UNLESS NOTED (E) OR EXISTING
 (E) ELEMENT TO REMAIN
 (E) ELEMENT TO BE DEMOLISHED
 ELEMENT TO BE INSTALLED

Copyright © 2023
 All ideas, designs, arrangements and plans indicated or represented by the drawings are created by and the property of NICHOLS MELBURG ROSSETTO ARCHITECTS + ENGINEERS. No part of these drawings, arrangements or plans shall be used by, or disclosed to any person, firm or corporation for any purpose whatsoever without the written permission of NICHOLS MELBURG ROSSETTO.

NICHOLS MELBURG ROSSETTO ARCHITECTS + ENGINEERS
 300 KNOLLCREST DRIVE
 REDDING, CA 96002
 (530) 222-3300 (530) 222-3538 FAX
<http://www.nmrdesign.com>



PROJECT NAME
ACCESSIBILITY IMPROVEMENTS
 FOR
HUMBOLDT COUNTY COURTHOUSE
 825 5TH STREET
 EUREKA, CALIFORNIA

SHEET TITLE
 4th FLOOR
 RESTROOM ELEVATIONS
 RMs #404 & #405

DRAWING STATUS
 CONSTRUCTION DOCUMENTS

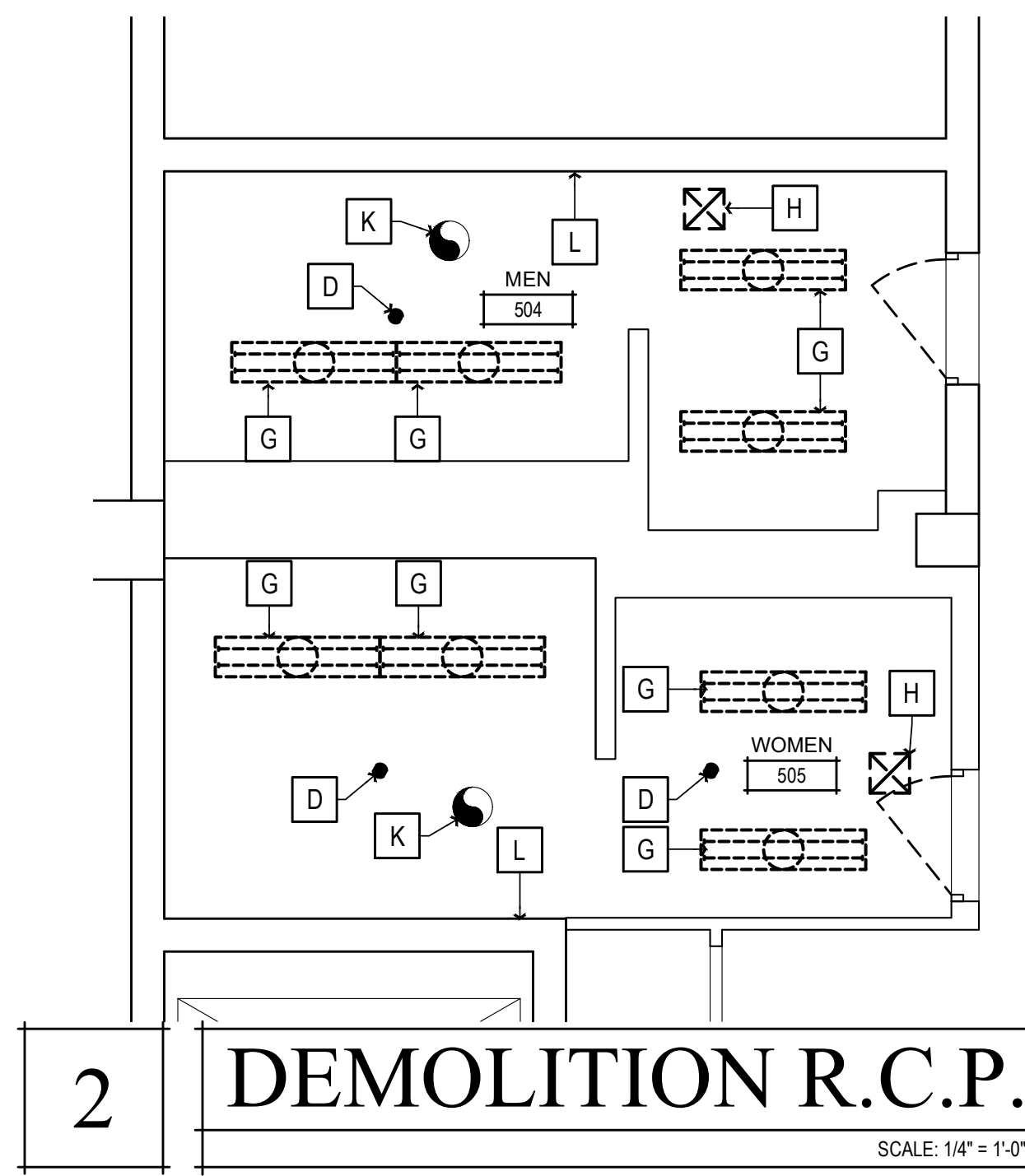
REVISIONS

Sym.	Description	By	Date
△	BACK CHECK #2	TAJ	1/30/23

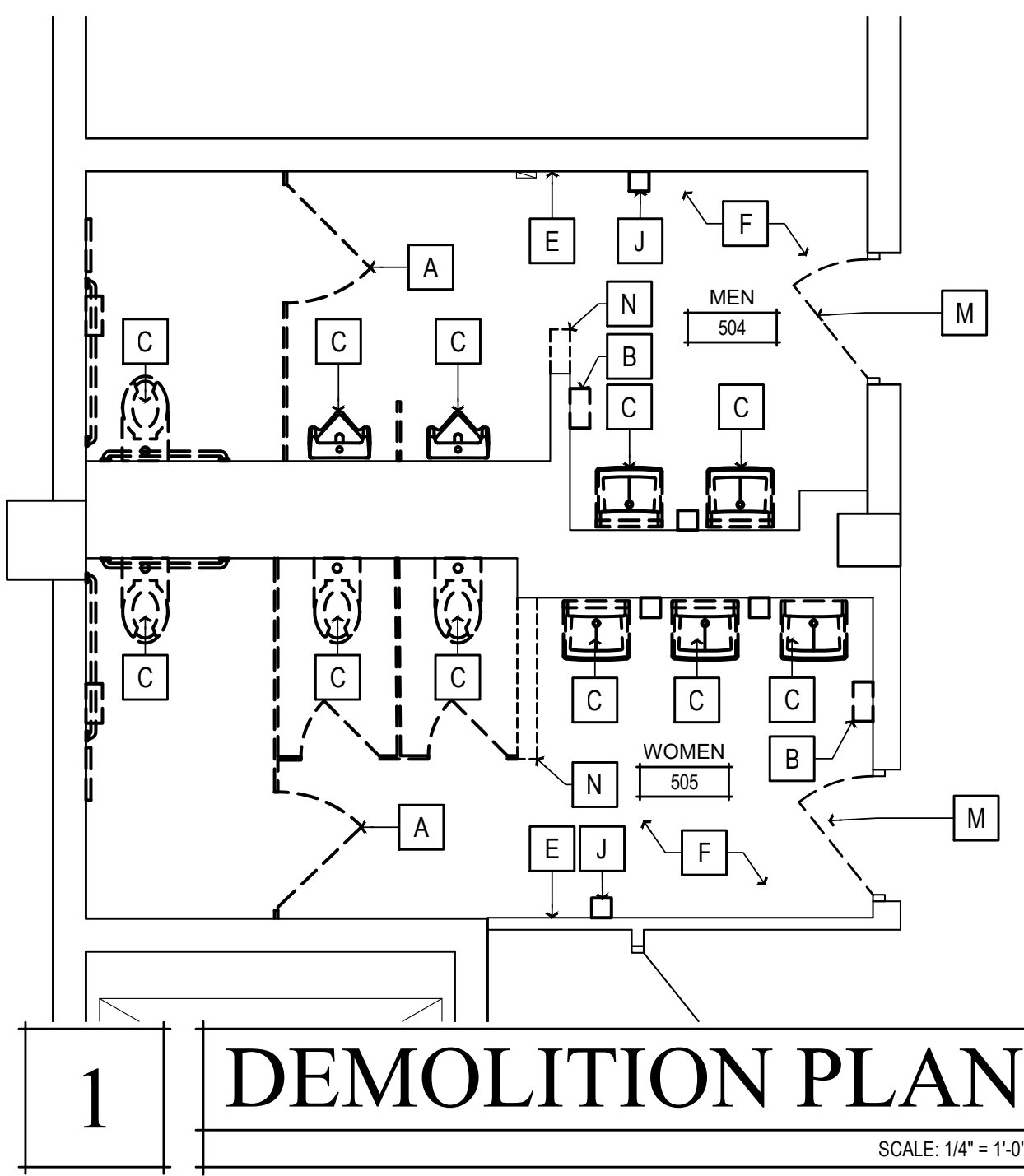
Drawn By	CD
Checked By	
Date Drawn	2/15/2023
Scale	AS NOTED
Job No.	17-6430

SHEET No.
A242

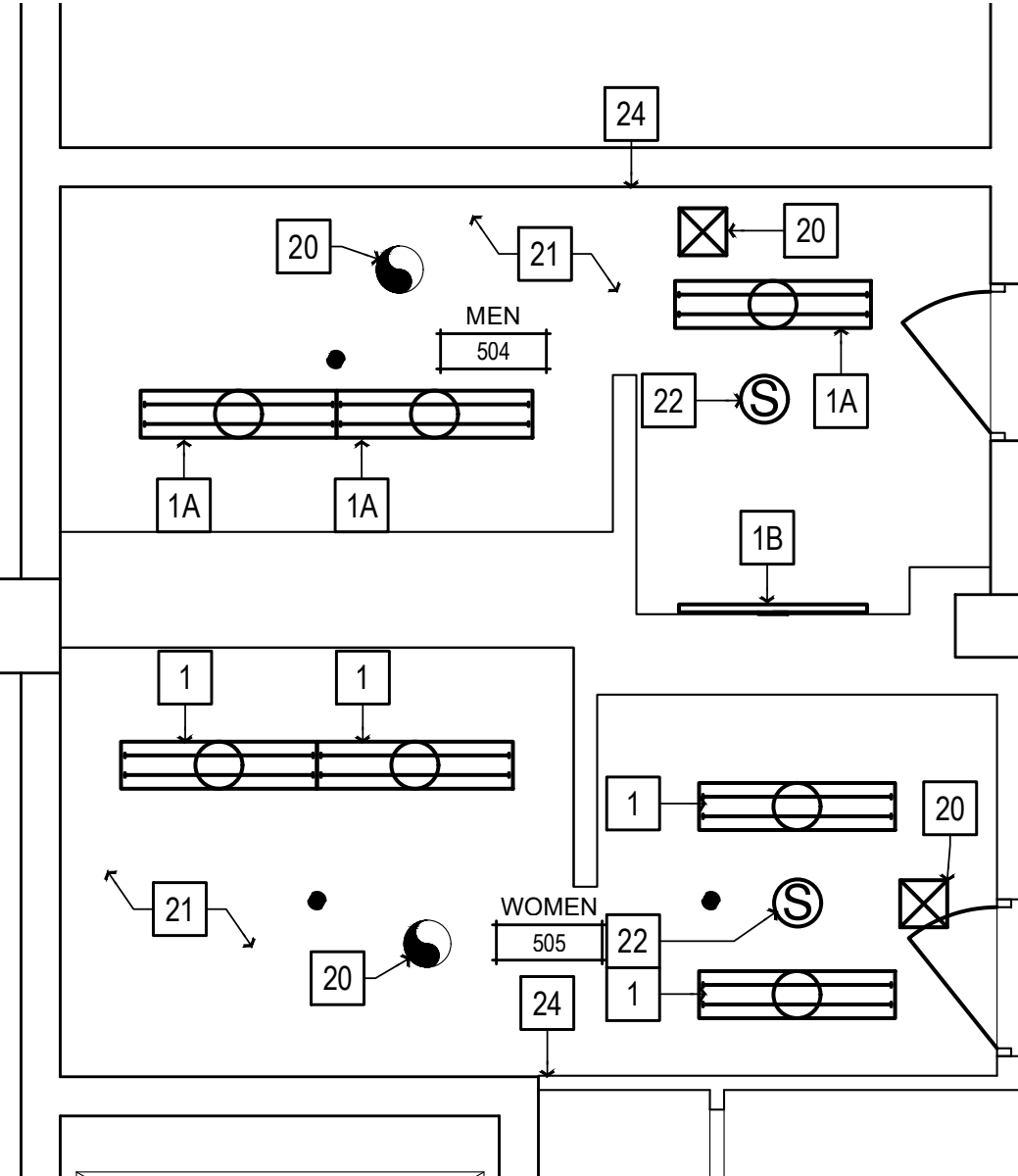
Log# Name: Dawn C
 Plot Date: March 06, 2023 - 1:16 pm
 File Name: \\NORP003\SSM\Projects\60306\60307\7-6430 Humboldt County ADA Compliance\09 Courthouse\Drawings\FC CH_Eleng 5th floor.dwg
 PERS: VHC-CL-1B / DBAO / VHC-CH-08-10-11-NEW



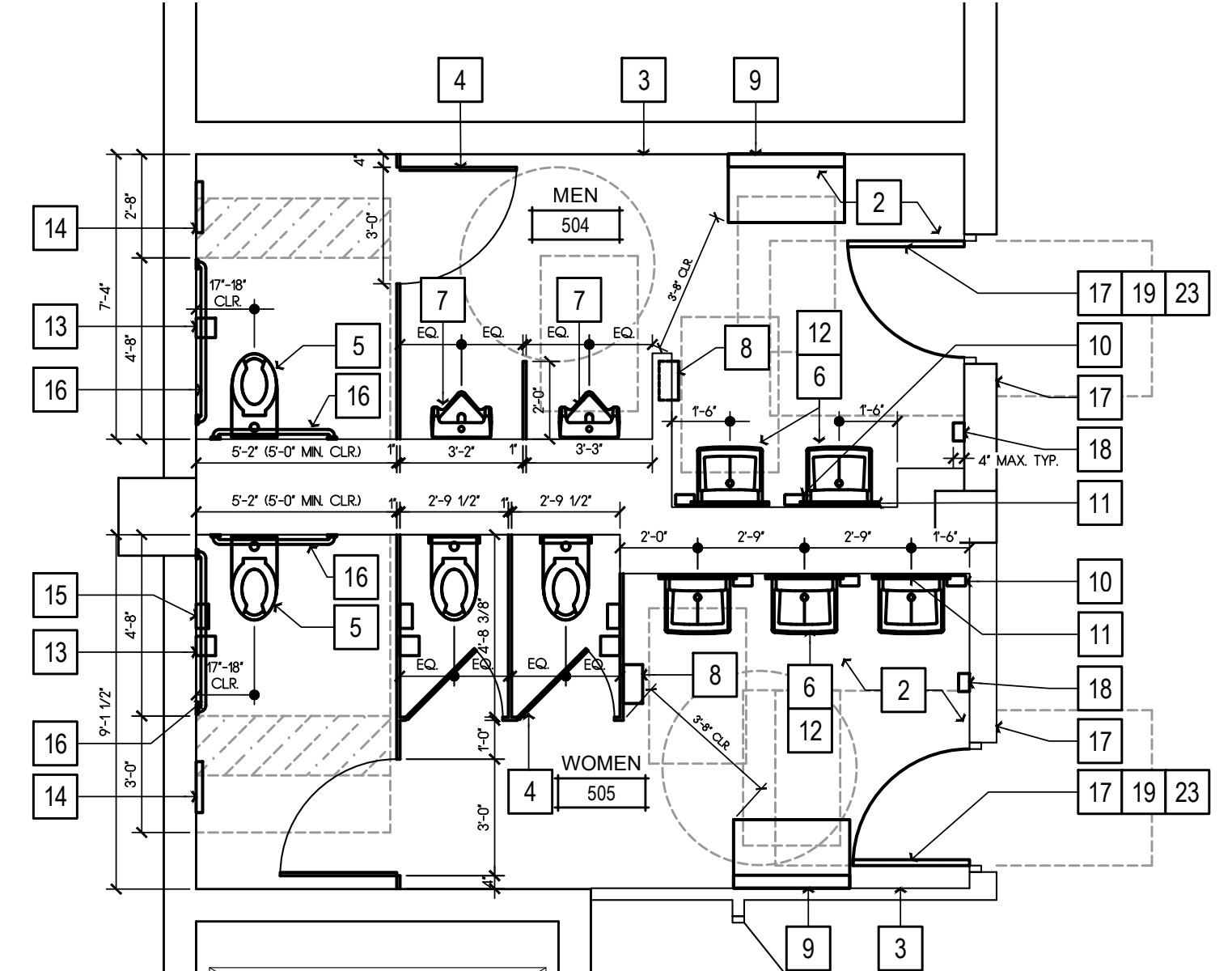
2 DEMOLITION R.C.P.
SCALE: 1/4" = 1'-0"



1 DEMOLITION PLAN
SCALE: 1/4" = 1'-0"



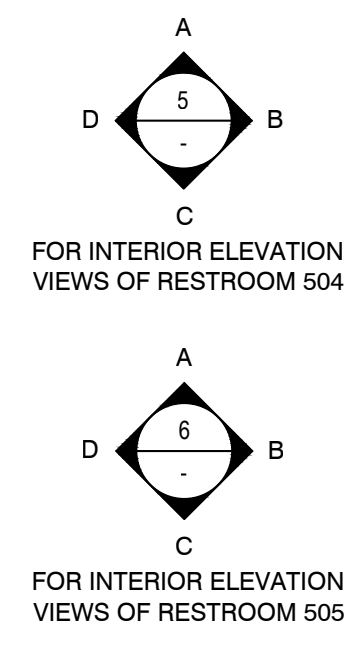
4 REFLECTED CEILING PLAN
SCALE: 1/4" = 1'-0"



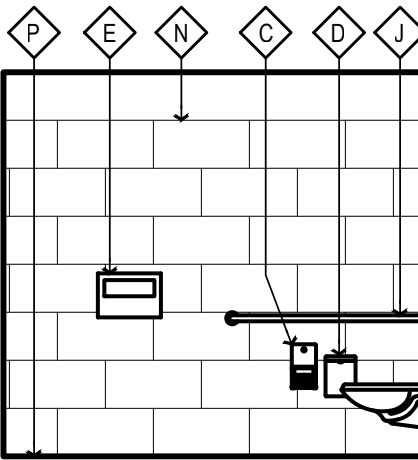
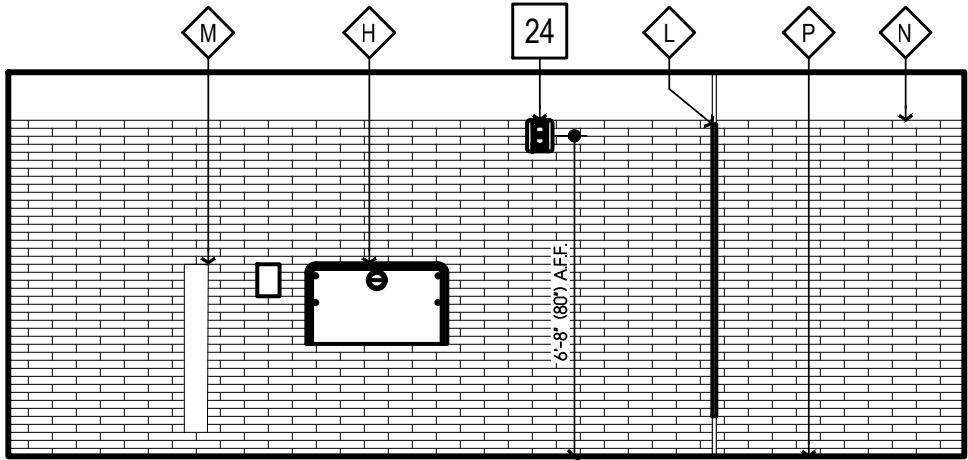
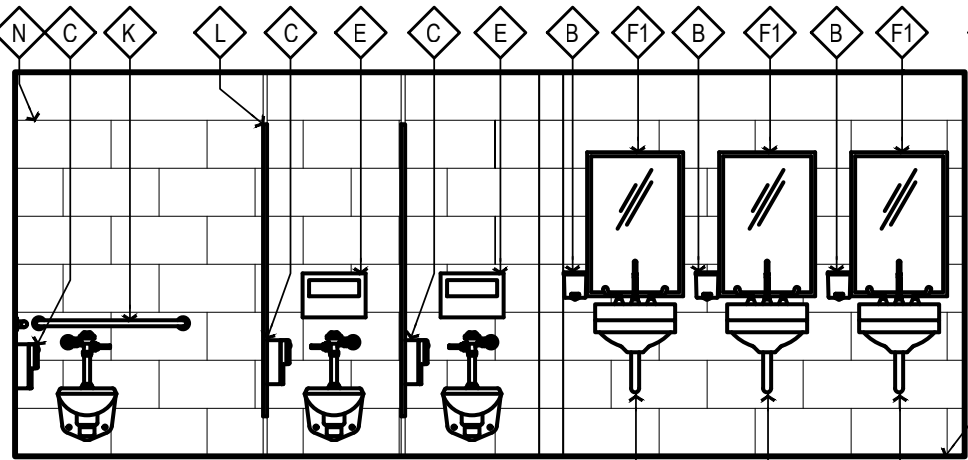
3 FLOOR PLAN
SCALE: 1/4" = 1'-0"

- ### NEW WORK SHEET NOTES
- (ALL ITEMS ARE NEW UNLESS NOTED (E) OR EXISTING)
- TIER 1 WORK**
- REMOVE (E) PLUMBING FIXTURES AND ASSOCIATED ACCESSORIES. REMOUNT PLUMBING FIXTURES AND ACCESSORIES PER ACCESSIBILITY REQUIREMENTS ON SHT. A009. REPAIR (E) FINISHES AS REQ'D. MATCH (E) ADJACENT TYP.
- TIER 2 WORK**
- REMOVE (E) PLUMBING FIXTURES, ASSOCIATED ACCESSORIES, AND (E) RESTROOM FINISHES. PROVIDE (N) FINISHES, AND REMOUNT PLUMBING FIXTURES AND ACCESSORIES PER ACCESSIBILITY REQUIREMENTS ON SHT. A009
- 1A (N) 4" LED LIGHT FIXTURE. SEE SCHEDULE OF SHT. A140
 - 1B (N) VANITY LIGHT FIXTURE. SEE SCHEDULE ON SHT. A140
 - 2 TILE FLOORING. SEE FINISH SCHEDULE ON SHT. A140.
 - 3 WALL TILE. SEE FINISH SCHEDULE ON SHT. A140.
 - 4 (N) TOILET PARTITIONS. SEE FINISH SCHEDULE ON SHT. A140.
 - 5 WALL MOUNTED FLUSH VALVE TOILET. SEE PLUMBING SCHEDULE ON SHT. A140
 - 6 WALL MOUNTED LAVATORY. SEE SEE PLUMBING SCHEDULE ON SHT. A140
 - 7 PROVIDE WALL MOUNTED ACCESSIBLE URINAL. SEE PLUMBING SCHEDULE ON SHT. A140
 - 8 REINSTALL WALL MOUNTED PAPER TOWEL DISPENSERS. COUNTY TO VERIFY LOCATION. SEE DTL. 1/A901
 - 9 (N) WALL MOUNTED BABY CHANGING STATION. SEE RESTROOM ACCESSORY SCHEDULE ON SHT. A140
 - 10 REINSTALL WALL MOUNTED SOAP DISPENSER
 - 11 (N) LAVATORY MIRROR. SEE RESTROOM ACCESSORY SCHEDULE ON SHT. A140
 - 12 REINSTALL LAVATORY PIPING PROTECTION PACKAGE
 - 13 REINSTALL TOILET PAPER DISPENSER
 - 14 REINSTALL TOILET SEAT COVER DISPENSER
 - 15 REINSTALL SANITARY NAPKIN DISPENSER
 - 16 REINSTALL GRAB BARS
 - 17 ACCESSIBLE TACTILE SIGNAGE. SEE DTL. 7/A009
 - 18 REINSTALL WALL MOUNTED HAND SANITIZER. LOCATION TO BE VERIFIED BY COUNTY
 - 19 (N) DOOR & DOOR CLOSER. MATCH (E) DOOR SIZE. ADJUST DOOR CLOSER OPERATOR SO THAT THE FORCE REQUIRED TO ACTUATE THE DOOR DOES NOT EXCEED 5 LBS. (22 NEWTONS). ADJUST THE CLOSER OPERATOR SO THAT THE TIME REQUIRED FOR THE DOOR TO CLOSE FROM AN OPEN POSITION OF 90 DEGREES TO WITHIN 12 DEGREES OF THE LATCH IS 5 SECONDS MINIMUM.
 - 20 PAINT AND REINSTALL HVAC GRILLES
 - 21 REPAIR CLNG. AS REQ'D., PAINT PER FINISH SCHEDULE ON SHT. A140
 - 22 (N) CLNG. MOUNTED SMOKE DETECTOR. TIE IN TO (E) FIRE ALARM SYSTEM
 - 23 (N) DOOR AND FRAME. MATCH (E) DOOR SIZE
 - 24 (N) HORN & STROBE WARNING DEVICE. MOUNT 1' OF FIXTURE @ +80" A.F.F. TYP., TIE IN TO (E) FIRE ALARM SYSTEM

- ### DEMOLITION SHEET NOTES
- (ALL ITEMS ARE EXISTING UNLESS NOTED (N) OR NEW)
- A REMOVE (E) TOILET PARTITIONS AS SHOWN
 - B REMOVE (E) TOILET & RESTROOM ACCESSORIES. RETAIN GRAB BARS AND LAVATORY PIPING PROTECTION PACKAGES FOR REINSTALLATION. RETURN ALL OTHER ACCESSORIES TO THE COUNTY FOR RE-USE.
 - C REMOVE (E) PLUMBING FIXTURE AS SHOWN
 - D (E) FIRE SPRINKLER TO REMAIN
 - E REMOVE (E) WALL FINISHES. PREP FOR (N) WALL FINISHES
 - F REMOVE (E) FLOORING. PREP SUBFLOOR FOR (N) FLOORING
 - G REMOVE (E) LIGHT FIXTURE. PREP J-BOX FOR (N) LIGHT FIXTURE
 - H REMOVE (E) HVAC REGISTER. CLEAN AND PREP FOR (N) PAINT
 - J REMOVE (E) WALL MOUNTED HAND SANITIZER DISPENSER
 - K (E) EXHAUST FAN TO REMAIN. REMOVE (E) FAN GRILLE FOR REPLACEMENT
 - L VERIFY IN FIELD THAT CENTER OF (E) HORN & STROBE UNIT IS LOCATED 80" A.F.F.. RELOCATE IF REQ'D.
 - M REMOVE (E) DOORS. PREP FRAMES FOR (N) DOORS. MATCH (E) DOOR SIZE
 - N REMOVE INDICATED WALL SECTION



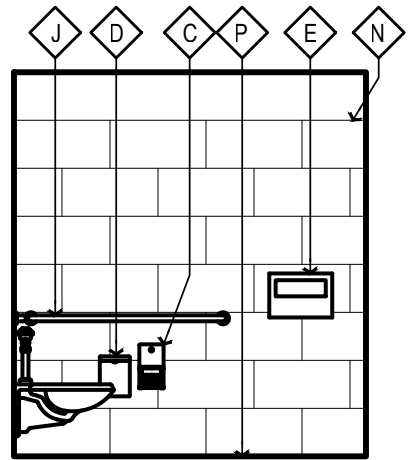
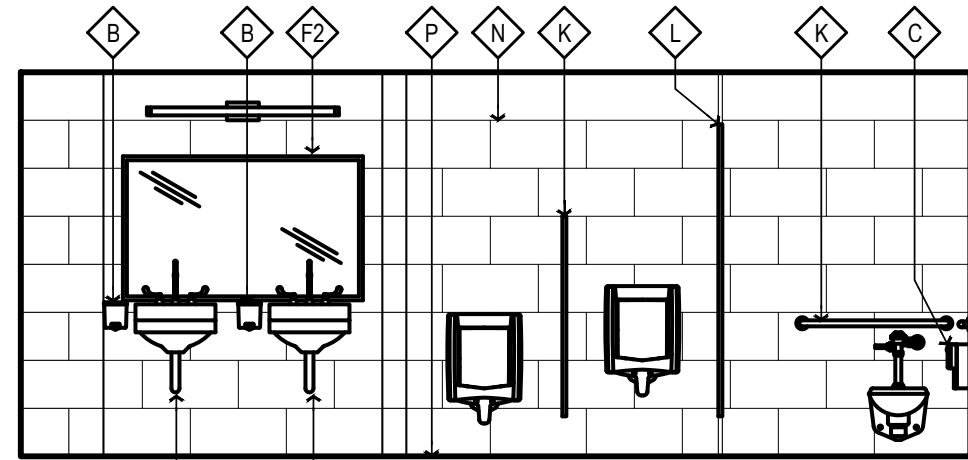
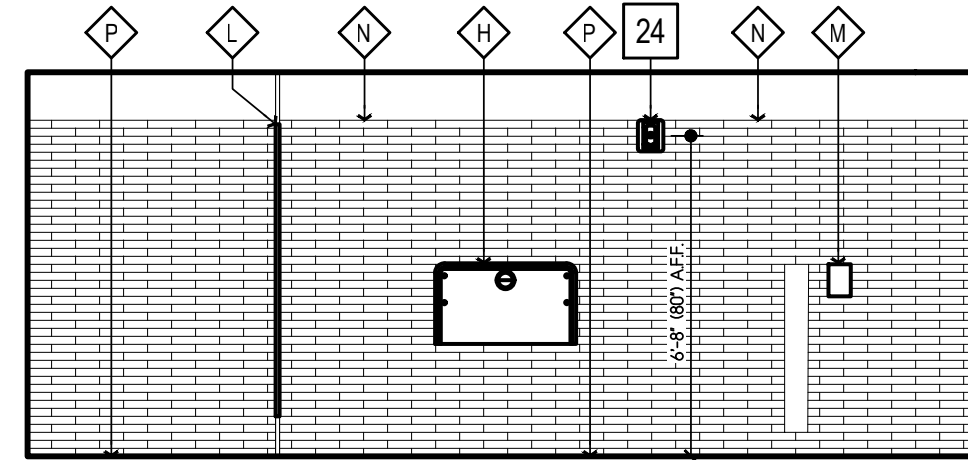
- ### GENERAL NOTES
1. RECYCLE AND/OR SALVAGE FOR REUSE A MINIMUM OF 50% OF THE OF THE NON-HAZARDOUS CONSTRUCTION WASTE. UTILIZE A WASTE MANAGEMENT COMPANY THAT PROVIDES VERIFIABLE DOCUMENTATION OF THE PERCENTAGE OF CONSTRUCTION WASTE DIVERTED FROM THE LANDFILL.
 2. PATCH, REPAIR, PREPARE ALL SURFACES FOR FINISH MATERIALS WHERE DISTURBED BY ALTERATIONS, INCLUDING OPENINGS IN WALLS AND FLOORS FROM REMOVED PIPES AND FIXTURES.
 3. PAINT ALL WALLS AND CEILINGS TO MATCH (E) CONDITIONS.
 4. SEALED CONCRETE TO MATCH (E) CONDITIONS. REPAIR WHERE DISTURBED BY ALTERATION PROCESS.
 5. ADJUST FLOOR SLOPES TO DRAIN, LESS THAN 1.5% IN ALL DIRECTIONS.
 6. PAINT ALL (E) ACCESS HATCHES, MATCH CEILING COLOR
 7. PRIOR TO PAINTING, SMOOTH COAT AND SAND (E) WALLS TO REMOVE CRACKING AND OTHER IMPERFECTIONS.



A - NORTH

C - SOUTH

D - WEST



A - NORTH

C - SOUTH

D - WEST

6 WOMEN'S RESTROOM 505 ELEVATIONS
SCALE: 1/4" = 1'-0"

5 MEN'S RESTROOM 504 ELEVATIONS
SCALE: 1/4" = 1'-0"

- ### WALL LEGEND
- (ALL ITEMS ARE NEW UNLESS NOTED (E) OR EXISTING)
- (E) CMU WALL
 - 6" CMU WALL, FULLY GROUTED
 - 8" CMU WALL, FULLY GROUTED

Copyright © 2023

All ideas, designs, arrangements and plans indicated or represented by the drawings are owned by and the property of NICHOLS MELBURG and ROSSETTO, and were created, worked and developed for use on, and in connection with, the specified project. None of such ideas, designs, arrangements or plans shall be used by, or disclosed to any person, firm or corporation for any purpose whatsoever without the written permission of NICHOLS MELBURG and ROSSETTO.

NICHOLS MELBURG ROSSETTO ARCHITECTS + ENGINEERS
 300 KNOLLCREST DRIVE
 REDDING, CA 96002
 (530) 222-3300 (530) 222-3538 FAX
 http://www.nmrdesign.com

KEY PLAN



PROJECT NAME
ACCESSIBILITY IMPROVEMENTS
 FOR
HUMBOLDT COUNTY COURTHOUSE
 825 5TH STREET
 EUREKA, CALIFORNIA

SHEET TITLE
 5th FLOOR
RESTROOM WORK
 RMs #504 & #505

DRAWING STATUS
CONSTRUCTION DOCUMENTS

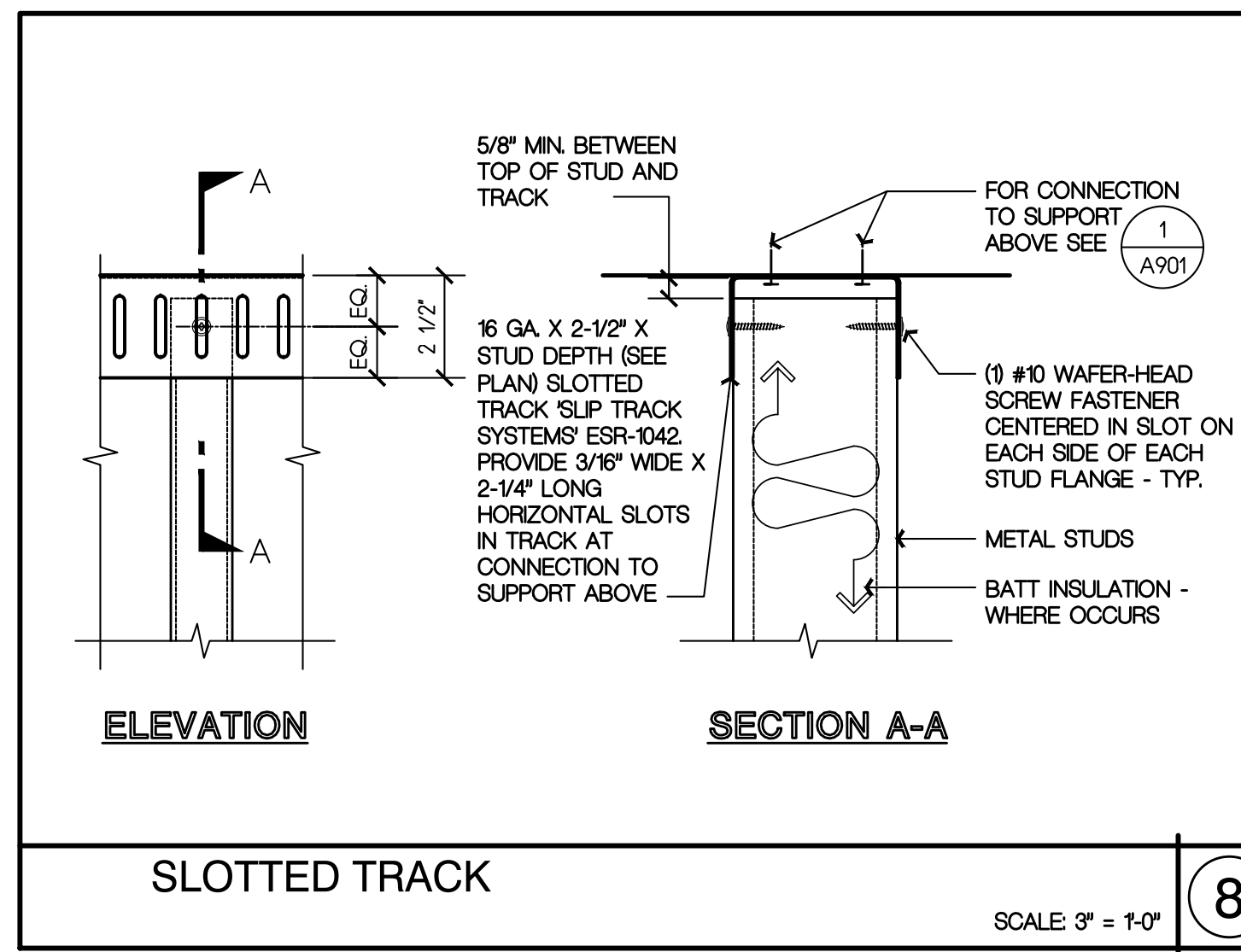
REVISIONS

Sym.	Description	By	Date

Drawn By	TAJ
Checked By	
Date Drawn	2/15/2023
Scale	AS NOTED
Job No.	17-6430

SHEET No.
A251

Logn Name: Dawn C
 Pct Date: March 06, 2023 - 10:17 am
 File Name: \\NWREDC03-RS20M\Fred\Projects\60303\0307\7-6459 Humboldt County ADA Compliance\09 Courthouse\Drawings\A750 Interior\Building
 PEPS: Title - E:\HMLD\Drawings\A750\Title.dwg
 User: E:\HMLD\Drawings\A750\Title.dwg
 Title: A750-Interior-Partition.dwg
 Project: 60303-0307-7-6459 Humboldt County ADA Compliance
 Drawing: 09 Courthouse\Drawings\A750 Interior\Building
 Scale: 3/8" = 1'-0"
 Date: 3/6/23
 Author: Fred Rossetto
 Check: Fred Rossetto
 Description: A750-Interior-Partition.dwg
 Notes: 1. Wall Assembly Notes: BACKING SCHEDULE



KEY NOTES

- 18 GA. TRACK W/ 1 1/4" MIN. FLANGE DEPTH. CUT AND BEND TRACK WEB TO FORM 2" RETURN ATTACH RETURN TO JAMB W/ (2) #10 SMS. EA END. SEE ALTERNATE NOTE
- 18 GA. JAMB STUDS - SEE 4/
- 18 GA. TRACK W/ 1 1/8" MIN. FLANGE DEPTH. CUT AND BEND TRACK WEB TO FORM 2" RETURN ATTACH RETURN TO JAMB W/ (2) #10 SMS. EA END. SEE ALTERNATE NOTE
- #10 x 7/16" TYPE S-12 PAN HEAD SMS. EACH SIDE OF JAMB STUDS - SEE TABLE
- 18 GA. STUDS - SEE TABLE
- ATTACH TRACK W/ #8 x 7/16" TYPE S-12 PAN HEAD SMS. @ 16" O.C. MAX 6" FROM ENDS - TYP. SEE ALTERNATE NOTE
- NOTCH TRACK OVER JAMB STUDS - EACH SIDE
- METAL STUD INFILL (SHOWN DASHED) AT CASIED OPENING ONLY

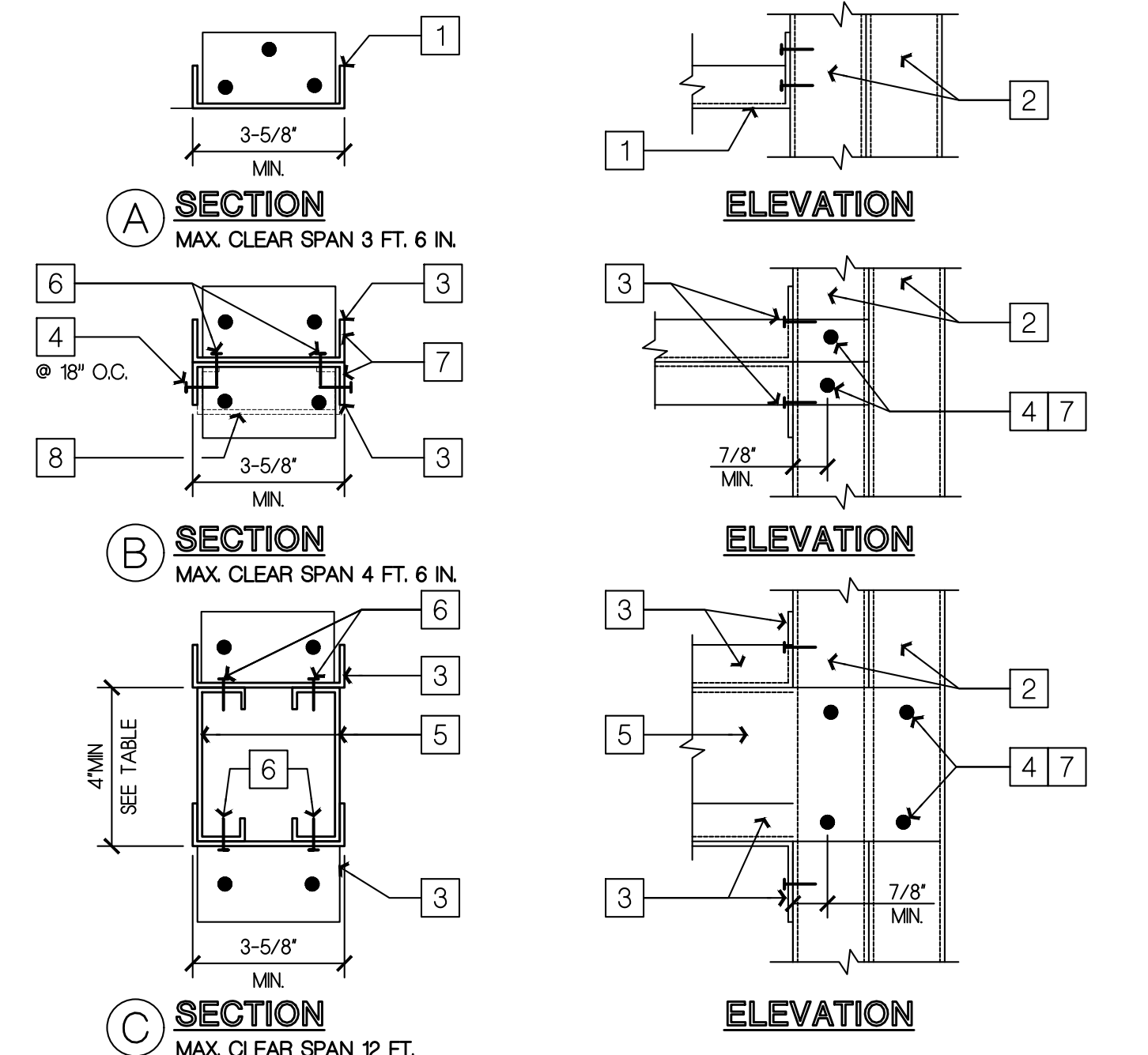
ALTERNATE NOTE

AS AN ALTERNATE TO KEYNOTES 1 & 3, ATTACH TRACK TO STUD W/ MIN. 18GA 2" X 2" ANGLE. ANGLE WIDTH SHALL BE 1/2" LESS THAN TRACK WIDTH. ATTACH ANGLE TO TRACK AND STUD W/ (3) #10 SMS. EACH

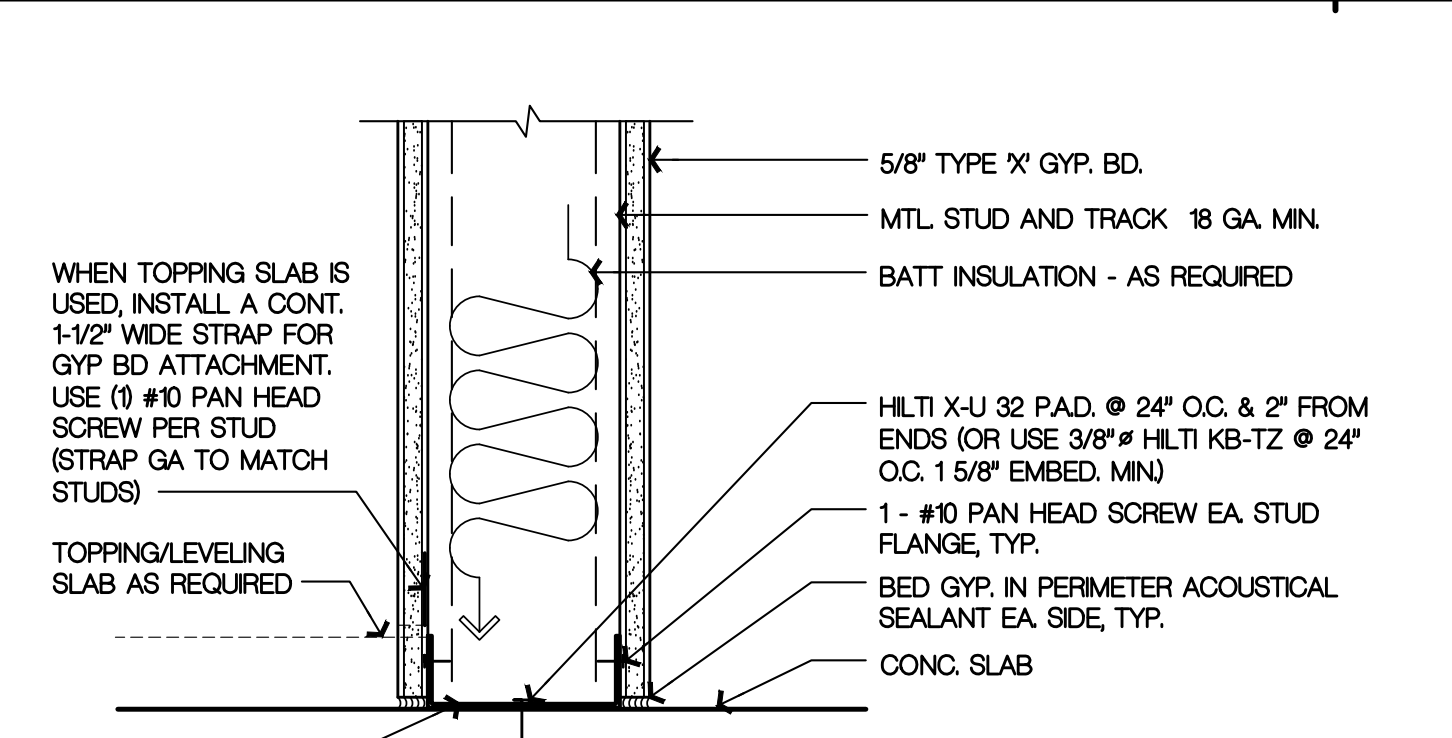
HEADER ANCHORAGE TABLE		
SPAN	HEADER	ANCHORAGE
UP TO 6'-0"	4"	(4) EA SIDE
6'-0" - 10'-0"	6"	(6) EA SIDE
10'-0" - 14'-0"	8"	(8) EA SIDE

CONDITIONS

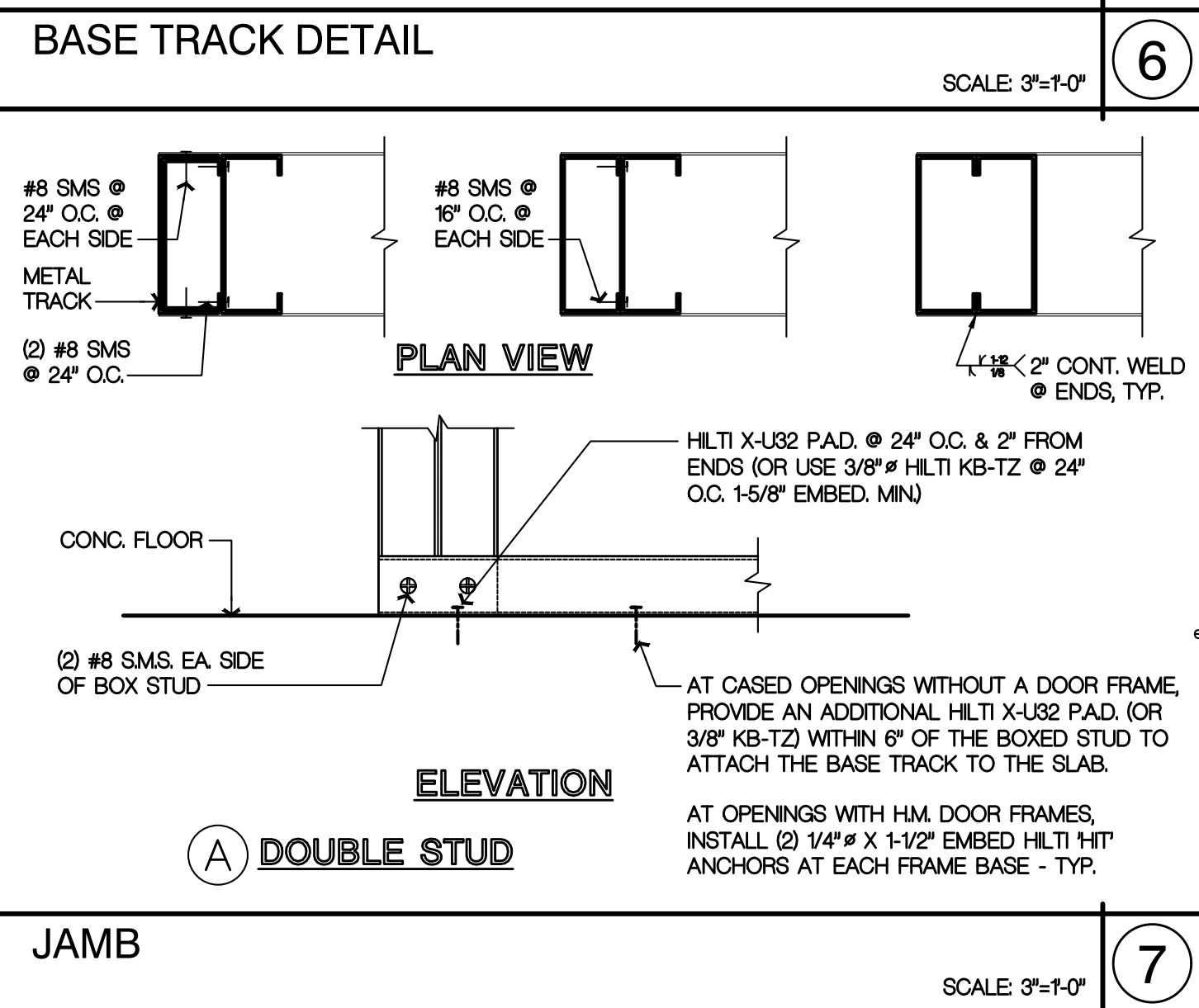
- 1 MAX. PARTITION HT. 15'-0"
- 2 MAX. HEADER HT. 8'-0"



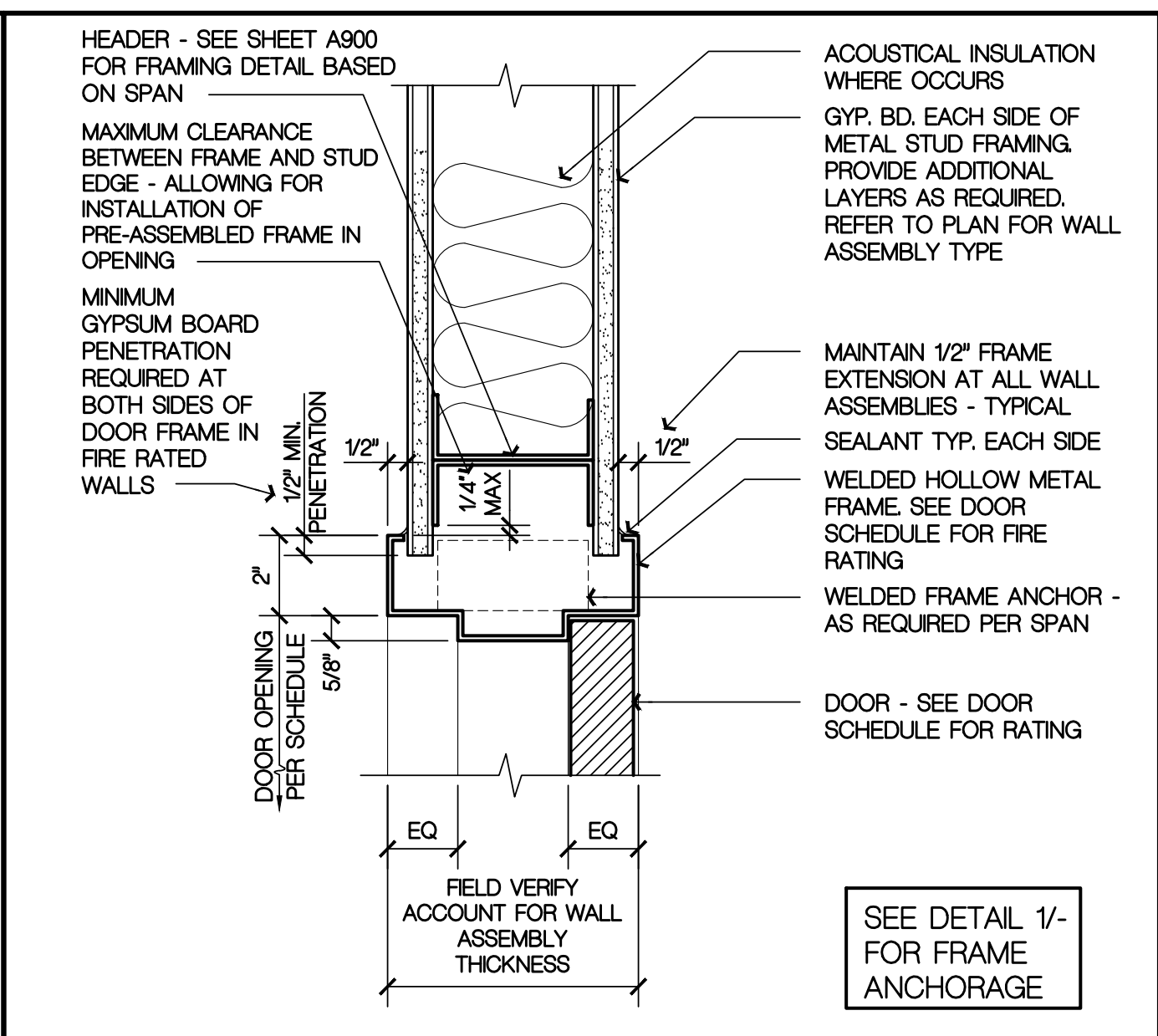
TYPICAL OPENING & WINDOW HEADER SCALE: 3/8" = 1'-0" 5



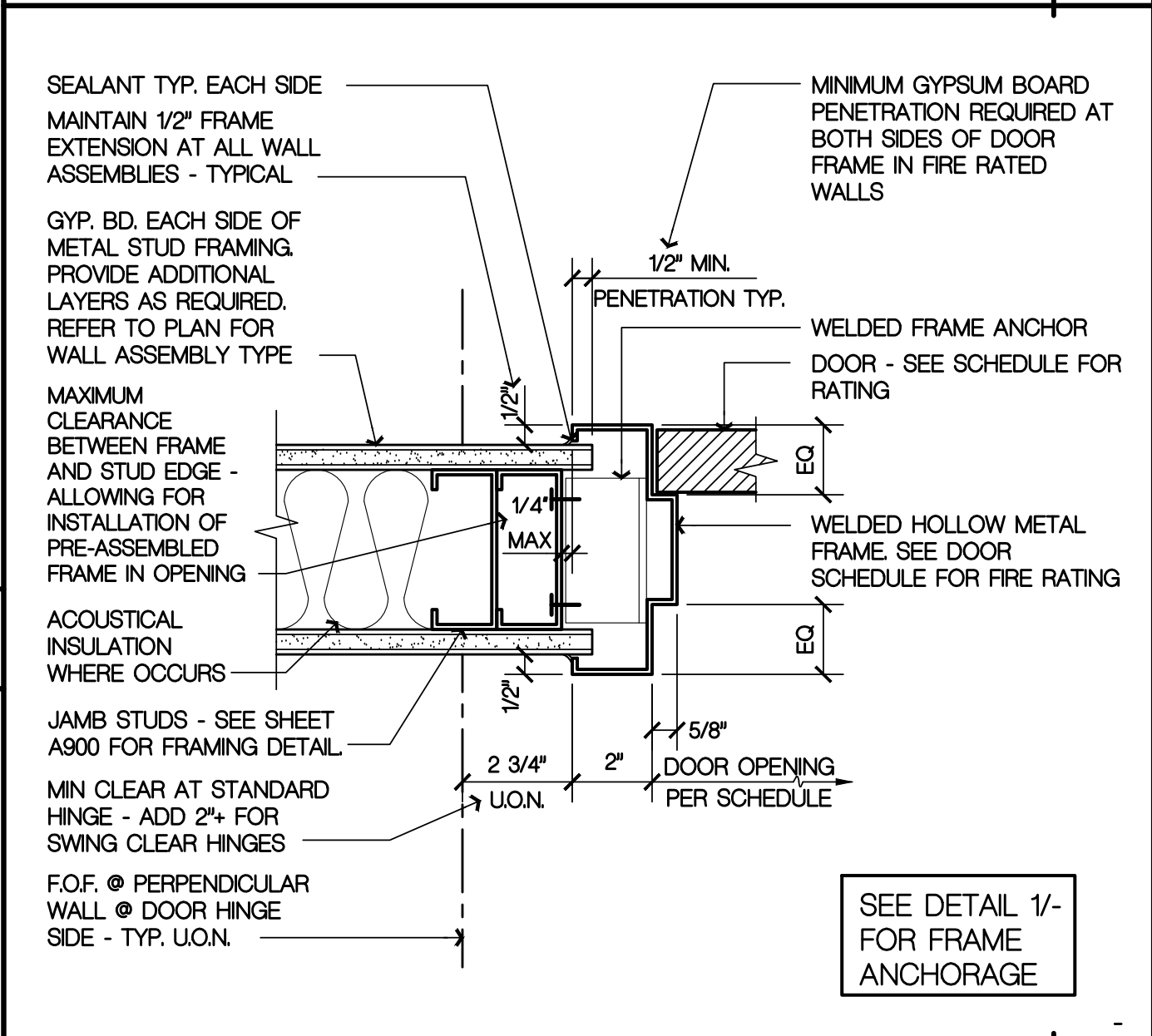
BASE TRACK DETAIL SCALE: 3/8" = 1'-0" 6



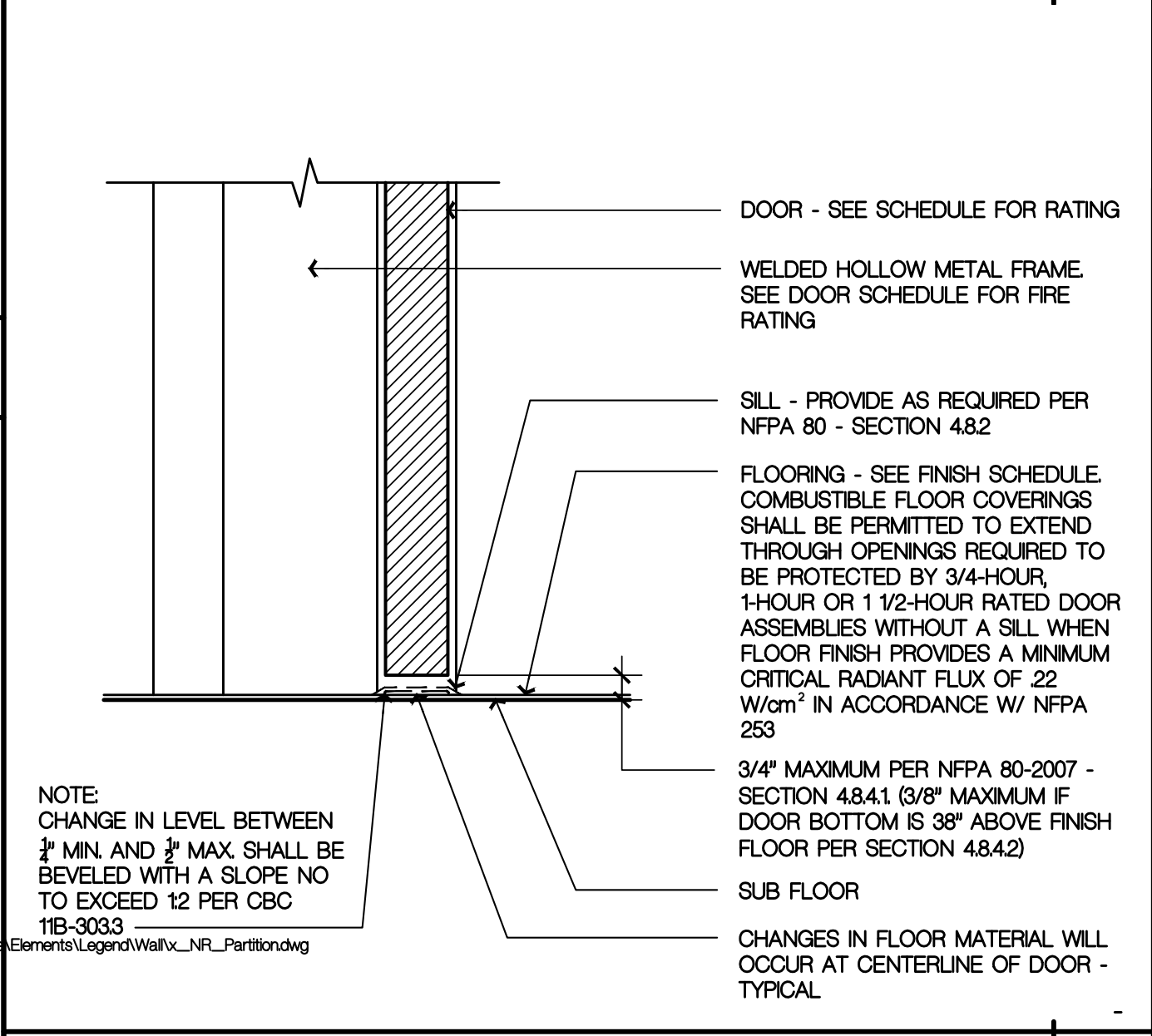
HOLLOW METAL DOOR FRAME - JAMB TYPICAL SCALE: 3/8" = 1'-0" 7



HOLLOW METAL DOOR FRAME - HEAD TYPICAL - NR & 20 45 60 MIN SCALE: 3/8" = 1'-0" 2



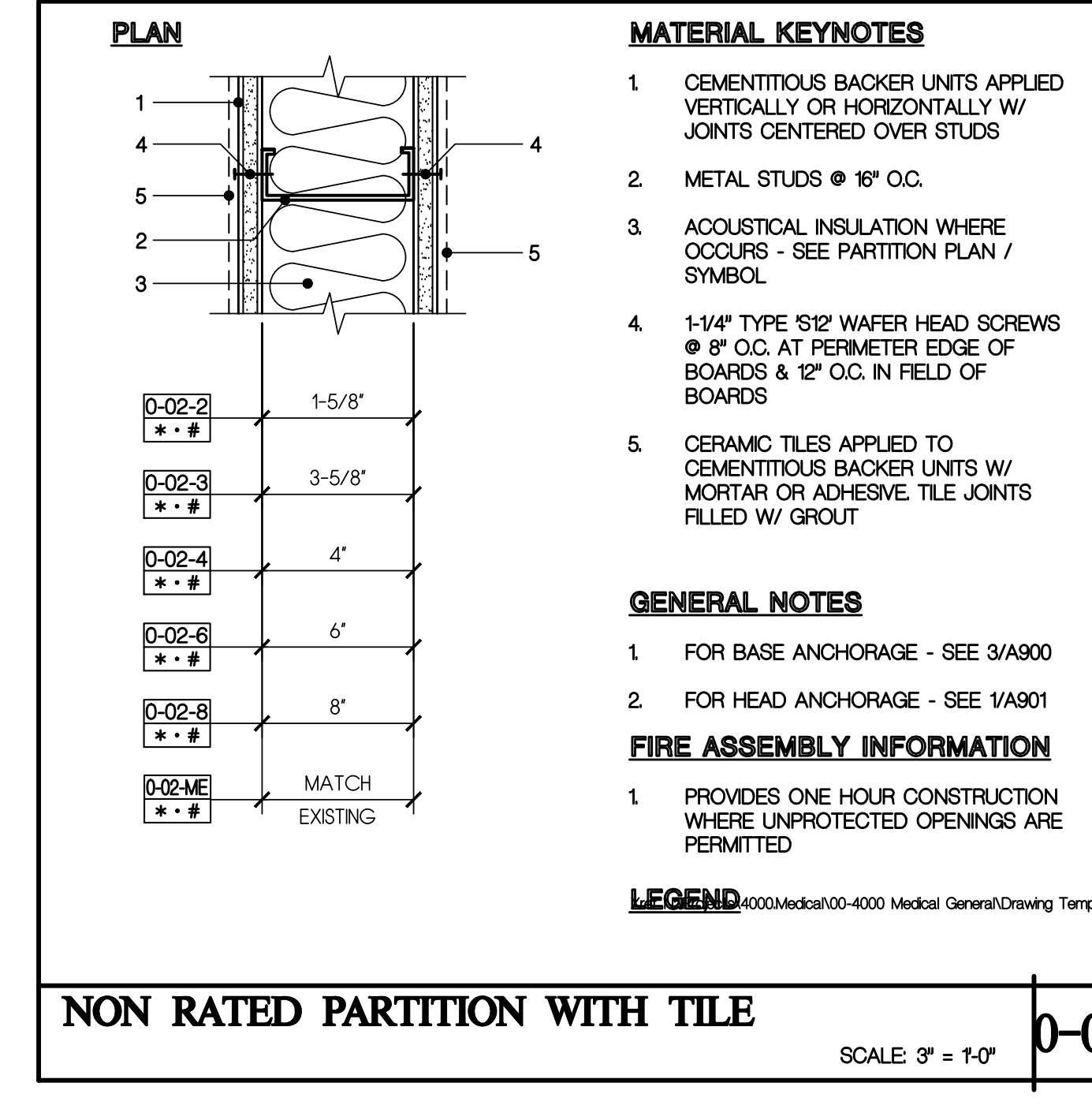
HOLLOW METAL DOOR FRAME - JAMB TYPICAL - NR & 20 45 60 MIN SCALE: 3/8" = 1'-0" 3



HOLLOW METAL DOOR FRAME - SILL TYPICAL SCALE: 3/8" = 1'-0" 4



H.M. DOOR FRAME ANCHORAGE DETAIL AT METAL STUD FRAMING SCALE: 3/8" = 1'-0" 1



NON RATED PARTITION WITH TILE SCALE: 3/8" = 1'-0" 0-02

Copyright © 2023
 All ideas, designs, arrangements and plans indicated or represented by the drawings are owned by and the property of NICHOLS MELBURG AND ROSSETTO ARCHITECTS + ENGINEERS. No part of these drawings, arrangements or plans shall be used by, or disclosed to any person, firm or corporation for any purpose whatsoever, without the written permission of NICHOLS MELBURG AND ROSSETTO.

NICHOLS MELBURG ROSSETTO ARCHITECTS + ENGINEERS
 300 KNOLLCREST DRIVE
 REDDING, CA 96002
 (530) 222-3300 (530) 222-3538 FAX
 http://www.nmrdesign.com

KEY PLAN

LICENSE STAMPS

PROJECT NAME
ACCESSIBILITY IMPROVEMENTS
 FOR
HUMBOLDT COUNTY COURTHOUSE
 825 5TH STREET
 EUREKA, CALIFORNIA

SHEET TITLE
DETAILS

DRAWING STATUS
CONSTRUCTION DOCUMENTS

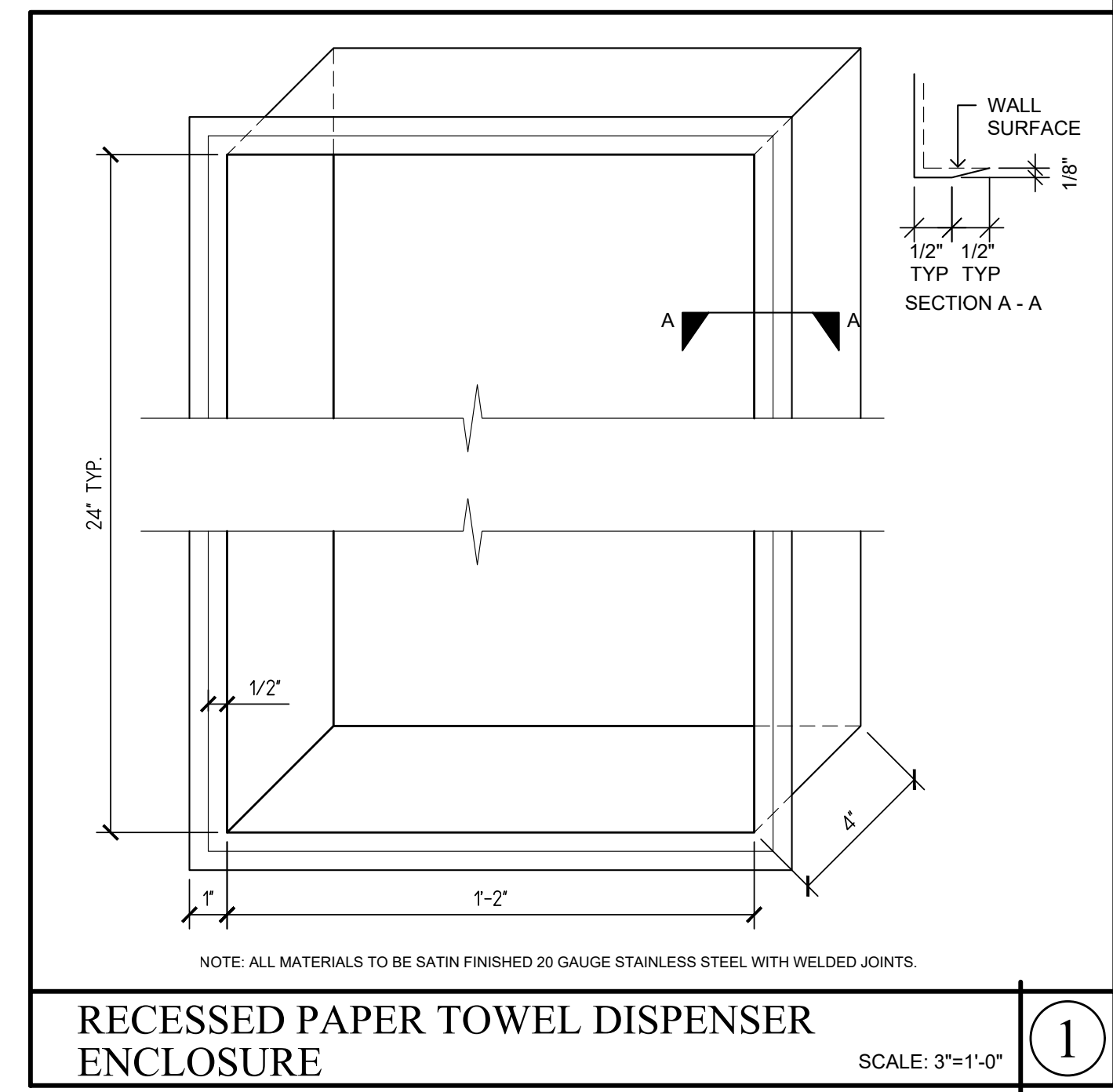
REVISIONS

Sym.	Description	By	Date
▲	BACK CHECK #2 TAJ		1/30/23

Drawn By	NMR
Checked By	
Date Drawn	2/15/2023
Scale	AS NOTED
Job No.	17-6430

SHEET No.
A750

LogIn Name: Dawn C
 Plot Date: March 06, 2023 - 10:27 PM
 Plot Name: \\NMR\EPD-C\325\NMR\Projects\6555\DWG\327\7-6430 Humboldt County ADA Compliance\09 Courthouse\Drawings\FC CH_A901.rvt\Partitions.dwg
 P:\EPD-C\325\NMR\Projects\6555\DWG\327\7-6430 Humboldt County ADA Compliance\09 Courthouse\Drawings\FC CH_A901.rvt\Partitions.dwg
 P:\EPD-C\325\NMR\Projects\6555\DWG\327\7-6430 Humboldt County ADA Compliance\09 Courthouse\Drawings\FC CH_A901.rvt\Partitions.dwg



Copyright © 2023

 All ideas, designs, arrangements and plans indicated or represented by this document are the property of NICHOLS MELBURG & ROSSETTO, A PROFESSIONAL ARCHITECTURAL FIRM. All rights reserved. No part of this document may be reproduced, stored in a retrieval system, or transmitted in any form or by any means, electronic, mechanical, or otherwise, without the prior written permission of NICHOLS MELBURG & ROSSETTO.

**NICHOLS
MELBURG
ROSSETTO**
ARCHITECTS + ENGINEERS
 300 KNOLLCREST DRIVE
 REDDING, CA 96002
 (530) 222-3300 (530) 222-3538 FAX
<http://www.nmrdesign.com>

KEY PLAN



PROJECT NAME
**ACCESSIBILITY
IMPROVEMENTS**
FOR
**HUMBOLDT
COUNTY
COURTHOUSE**
825 5TH STREET
EUREKA, CALIFORNIA

SHEET TITLE

TYP. PARTITION DETAILS

DRAWING STATUS
**CONSTRUCTION
DOCUMENTS**

REVISIONS

Sym.	Description	By	Date

Drawn By	NMR
Checked By	.
Date Drawn	2/15/2023
Scale	AS NOTED
Job No.	17-6430

SHEET No.
A901