



Measure O
Board of Supervisors
4/28/2026

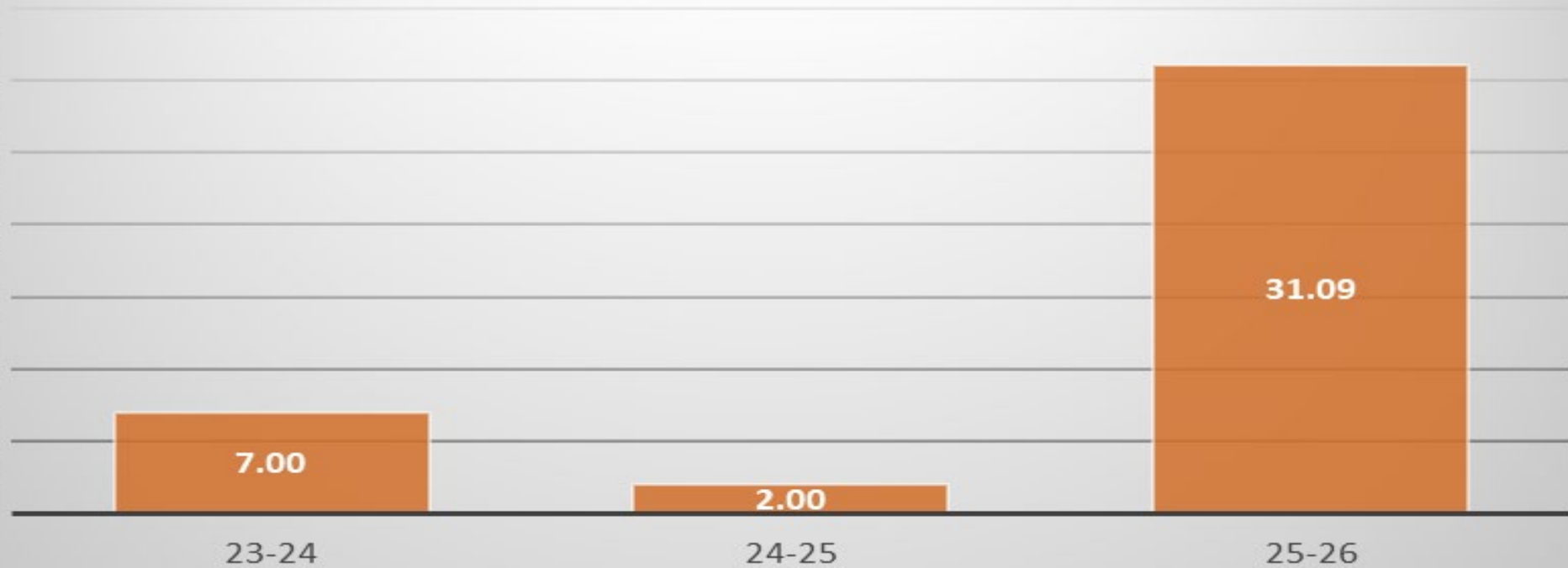


Thomas K. Mattson, PE
Director of Public Works
Humboldt County
tmattson@co.humboldt.ca.us

Impacts of Measure O on Road Improvements

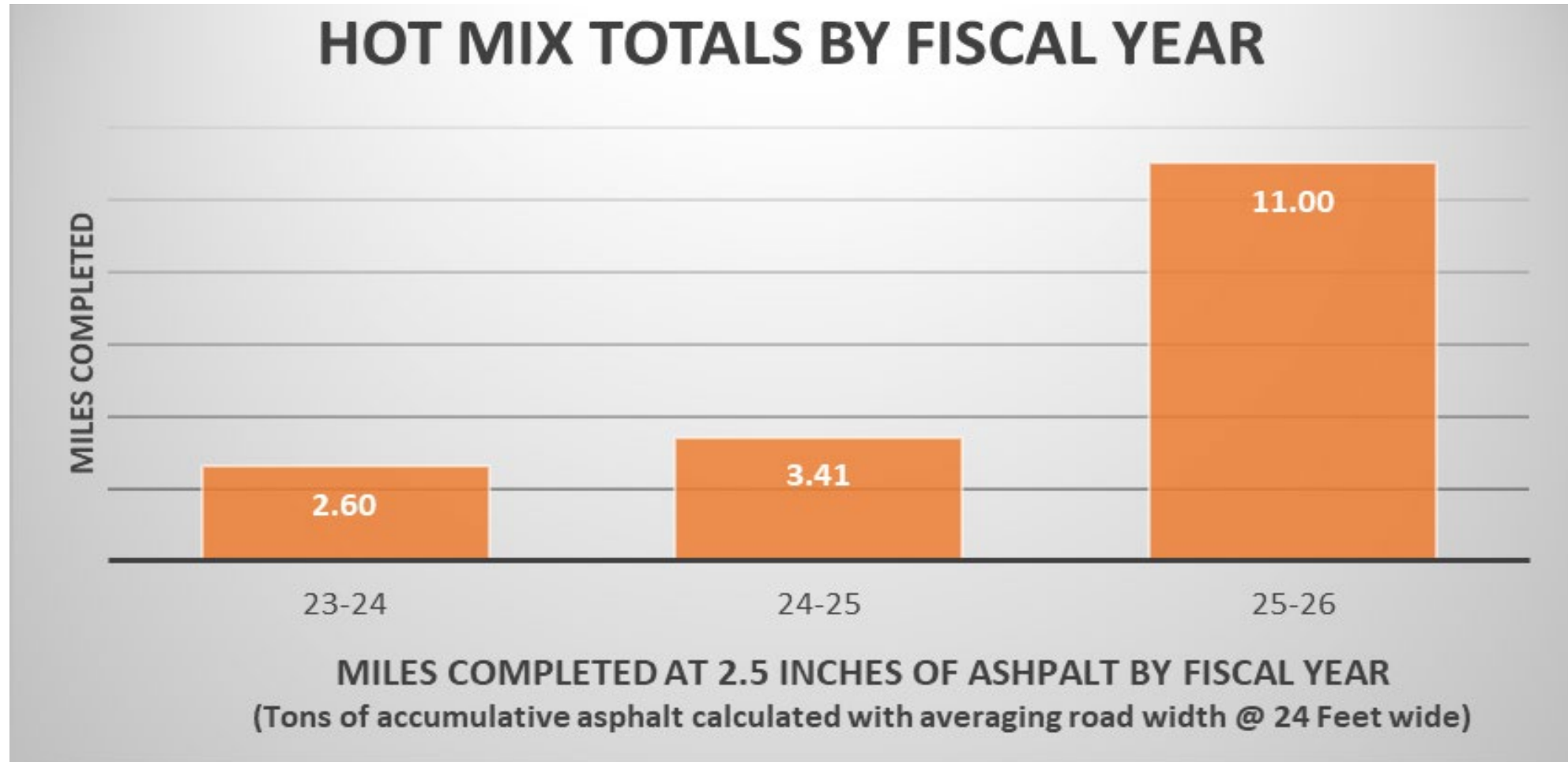
ROAD PRESERVATION BY FISCAL YEAR

MILES COMPLETED AND SCHEDULED



SEAL COATS FOR ROAD PRESERVATION COMPLETED AND SCHEDULED
(Includes chip seal, slurry seal, and micro seals, excludes PRD's)

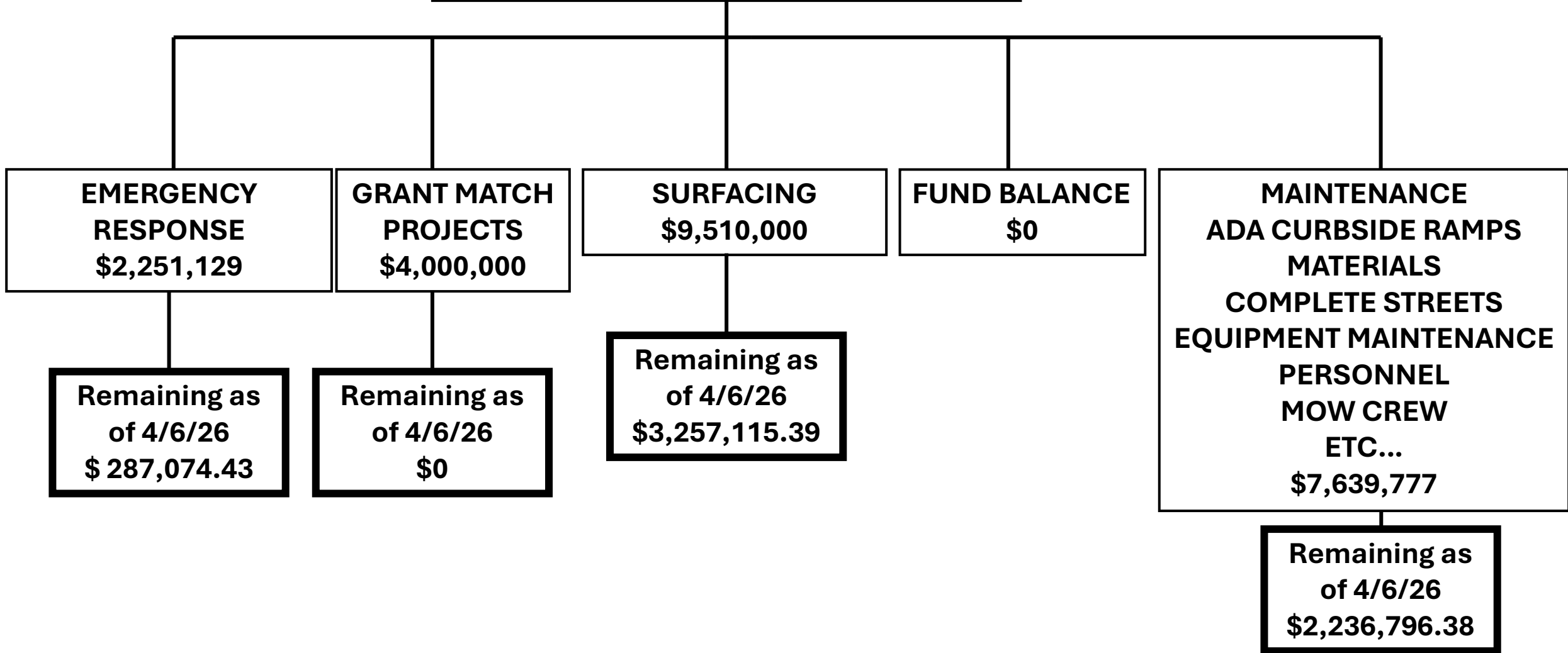
Impacts of Measure O on Road Improvements



MEASURE O

Fiscal Year 2025-26

\$23,400,000



Emergency Response FY25-26

\$2,251,129

Road	Project	Contractor	Estimate	Cost
McCann Road	Culvert Replacement	William Gray Construction	\$52,664.00	Final: \$49,778.80
Kneeland Road	Emergency Culvert	MCI Construction	\$62,000	Final: \$58,965.16
Riverside Park Road	Emergency Culvert	MCI Construction	\$49,000	Final: 31,148.58
Price Creek Road	Emergency Bank Stabilization and Culvert	MCI Construction	\$70,000	Final: \$104,879.65
River Road	Emergency Culvert	MCI Construction	\$55,000	Final: \$31,782.49
Bair Road	Emergency Culvert	Offins General Engineering	\$65,000	Final \$65,000
Shively Road	Slide Repair	William J. Etter Construction	\$ 1,000,000	Final \$751,588.70
Hillside Road	Emergency Culvert	Van Meter Logging Inc.	\$500,000	In progress
Lindley Suspension Bridge	Bridge Repair	William J. Etter Construction	\$400,000	In progress
Spruce Street	Emergency Culvert	Van Meter Logging Inc.	\$400,000	In progress

Engineering Grant Match Projects FY 25-26

\$4,000,000

Project Title	Funding	Total Construction	FY 25/26 321 Budget	Grant amount	County Match	Actual
Monument	FEMA	2,132,569.00	63,977.00	47,982.75	15,994.25	15,994.25
Palmer Rd	FEMA	620,000.00	690,000.00	517,500.00	172,500.00	12,355.69
Alderpoint Rd PM 5.00, 6.98, 7.25, 7.37, 7.58	FHWA	4,500,000.00	839,577.00	743,277.52	96,299.48	1,220,180.60
Alderpoint Rd PM 2.10, 2.70 & 2.98	FHWA	5,250,000.00	56,510.00	50,028.30	6,481.70	440,117.79
Honeydew Bridge 4C-055	HBP	17,000,000.00	9,591,808.00	8,491,627.62	1,100,180.38	1,185,143.35
Mattole Rd (Bull Creek) PM 16.15	FHWA	340,000.00	310,250.00	274,664.33	35,585.68	44,152.87
Mattole Rd (Bull Creek) PM 13.66-13.68	FHWA	1,073,000.00	8,036.00	7,114.27	921.73	114,814.03
HSIPS Hammond and Mid-Town Trail Crossings	FHWA	233,000.00	233,000.00	233,000.00	-	108,538.60
HSIPS Willow Creek Ped Crossing	FHWA	160,000.00	160,000.00	160,000.00	-	11,841.59
Kneeland Rd PM 37.09	FHWA	836,295.00	836,295.00	740,371.96	95,923.04	414,949.46
Alderpoint Rd PM 42.00, 42.10 & 42.25-42.30	FHWA	2,870,282.00	430,452.00	381,079.16	49,372.84	113.91
Shively Road PM 0.52 & 3.00-3.25; Sea Ave PM 0.00	FEMA	2,643,551.00	497,865.00	373,398.75	124,466.25	4,695.55
Hidden Court 0.20 & East Branch PM 0.36	FEMA	400,000.00	400,000.00	300,000.00	100,000.00	6,440.33
Wilder Ridge Rd PM 10.10	FEMA	416,440.00	416,440.00	312,330.00	104,110.00	6,078.34
Central Ave PM 4.3	FHWA	560,000.00	560,000.00	495,768.00	64,232.00	132,578.34
Mattole Rd / Wildcat PM 11.73-11.76	FHWA	1,600,000.00	1,600,000.00	1,416,480.00	183,520.00	31,492.18
Lighthouse Road PM 3.4-3.6	FEMA	1,119,305.00	559,663.00	419,747.25	139,915.75	
Myrtle Avenue 2.68 - 3.77 RIP	STIP	870,000.00	174,000.00	174,000.00	-	38,014.99
Alderpoint Rd PM 7.90, 8.15	FHWA	603,410.00	603,410.00	534,198.87	69,211.13	75,690.75
Alderpoint Rd PM 1.20-1.25	FHWA	1,610,426.00	402,607.00	356,427.98	46,179.02	
Bell Springs Rd PM 2.20 & 4.96	FHWA	270,820.00	270,820.00	239,756.95	31,063.05	35,421.13
HSIP Striping - Yurok, Karuk, Hoopa	FHWA	832,900.00	416,450.00	416,450.00	-	144.18
HSIP Guardrail Upgrade	FHWA	1,107,600.00	553,800.00	553,800.00	-	1,195.60
On Cal Survey			180,000.00	159,354.00	20,646.00	
On Call Bridge Program			100,000.00	88,530.00	11,470.00	865.38
On Call Construction Mangement			840,000.00	743,652.00	96,348.00	
On-Call Design 2025			825,000.00	730,372.50	94,627.50	103,880.43
On-Call Geotech 2025			250,000.00	221,325.00	28,675.00	
Local Agency Match Projects					1,312,277.20	
Total		47,049,598.00	21,869,960.00	19,182,237.20	4,000,000.00	4,004,699.34

Surfacing FY 25-26

\$9,509,094

Road Name	Treatment	Road Total	Original Project Total Estimate	Actual Budgeted amount	Budget Difference	Total Expenditures	Obligated/Bid Received Project Estimate	Total Project Expenditures and Obligated	Budget Balance
ISHI PISHI ROAD	Chip seal W/DO	\$ 772,956.80	\$ 772,956.80	\$ 672,434.00	\$ 100,522.80	\$ 144,841.17	\$ 150,000.00	\$ 294,841.17	\$ 377,592.83
PATRICKS POINT DRIVE	Chip seal W/DO	\$ 1,340,991.28							
KAHLSTROM AVENUE	Chip seal	\$ 21,031.11	\$ 1,430,163.19	\$ 1,430,165.00	\$ (1.81)	\$ 28,755.69	\$ 394,202.90	\$ 422,958.59	\$ 1,007,206.41
6th AVENUE	Chip seal	\$ 47,320.00							
KAY AVENUE	Chip seal	\$ 20,820.80							
HEINDON ROAD	Chip seal	\$ 10,410.40							
MILLER LANE	Chip seal	\$ 51,867.98	\$ 62,278.38	\$ 62,279.00	\$ (0.62)	\$ 477,524.80	\$ 79,410.13	\$ 556,934.93	\$ (494,655.93)
JACOBY CREEK ROAD	2.5 overlay	\$ 1,093,699.53	\$ 1,447,653.13	\$ 1,447,654.00	\$ (0.87)	\$ 919,928.27	\$ -	\$ 919,928.27	\$ 527,725.73
SOUTH QUARRY ROAD	2.5 overlay	\$ 353,953.60							
CEDAR STREET (In Design)	3" Mill and Fill	\$ 1,171,036.72							
REDWOOD STREET (In Design)	3" Mill and Fill	\$ 473,045.91	\$ 2,179,980.79	\$ 2,179,982.00	\$ (1.21)	\$ -	\$ -	\$ -	\$ 2,179,982.00
CYPRESS AVENUE (In Design)	3" Mill and Fill	\$ 535,898.16							
ACKERMAN LANE	Cape Seal	\$ 206,000.67							
ALDERPOINT ROAD	Cape Seal	\$ 1,604,352.86	\$ 2,025,370.06	\$ 2,025,372.00	\$ (1.94)	\$ 433,828.35	\$ 329,254.17	\$ 763,082.52	\$ 1,262,289.48
GOLDEN GATE DRIVE	Cape Seal	\$ 215,016.54							
INDIANOLA CUTOFF	Fiber Micro Seal	\$ 51,700.00							
RIDGEWOOD/WALNUT	Fiber Micro Seal	\$ 364,040.00	\$ 759,444.00	\$ 759,444.00	\$ -	\$ 695,509.16	\$ -	\$ 695,509.16	\$ 63,934.84
WADDINGTON ROAD	Fiber Micro Seal	\$ 343,704.00							
HATCHERY ROAD	Chip seal W/DO	\$ 731,771.48	\$ 731,771.48	\$ 731,772.00	\$ (0.52)	\$ 198,189.55	\$ 85,000.00	\$ 283,189.55	\$ 448,582.45
		\$ 9,409,617.82	\$ 9,409,617.82	\$ 9,309,102.00	\$ 100,515.82	\$ 2,898,576.99	\$ 1,037,867.20	\$ 3,936,444.19	\$ 5,372,657.81

Budgeted Total \$9,309,102.00

Surfacing FY 25-26

Board Approved Contingency Options

Road Name	Treatment	Road Total	Original Project Location	Actual Budgeted amount	Budget Difference	Total Expenditures	Obligated/Bid Received Project Estimate
Redway Dr.	Fiber Micro Seal	\$ 169,371.41					
Bear Canyon Rd.	Fiber Micro Seal	\$ 24,983.52					
Church St.	Fiber Micro Seal	\$ 8,614.00	\$ 207,897.89	\$ -	\$ -	\$ -	\$ 171,652.58
Melville Rd.	Fiber Micro Seal	\$ 4,928.96					

Projects Funded by Surplus

Road Name	Treatment	Road Total	Original Project Location	Actual Budgeted amount	Budget Difference	Total Expenditures	Obligated/Bid Received Project Estimate
Redwood Dr.	Fiber Micro Seal	\$ -	\$ -	\$ -	\$ -	\$ -	\$ 370,829.26
Bald Hills Rd	Overlay	\$ -	\$ -	\$ -	\$ -	\$ -	\$ 1,271,484.00
Kemp Ct.	Cape Seal	\$ -	\$ -	\$ -	\$ -	\$ -	\$ 7,945.83
Mad River Rd.	Chip Seal	\$ -	\$ -	\$ -	\$ -	\$ -	\$ 201,789.67
Seidle Rd.	Double Chip	\$ -	\$ -	\$ -	\$ -	\$ -	\$ 21,707.72
Lanphere Rd.	Double Chip	\$ -	\$ -	\$ -	\$ -	\$ -	\$ 78,692.48
5th Ave	Cape Seal	\$ -	\$ -	\$ -	\$ -	\$ -	\$ 24,741.10
McKinleyville Slurry	Arcata Joint Slurry	\$ -	\$ -	\$ -	\$ -	\$ -	\$ 200,000.00

Contingency + Surplus Project Total \$ 2,348,842.64

Total Budget	\$ 9,309,102.00
Total Obligated Expenditures (1st SHEET)	\$ (3,936,444.19)
Total Obligated Expenditures (2nd SHEET)	\$ (2,348,842.64)
Roll Over for Ceder Street (1st Sheet)	\$ (2,179,982.00)
Budget Balance	\$ 843,833.17

Maintenance Projects, Complete Streets, Equipment Maintenance,
Materials, ADA Curb Ramps, Personnel, Mow Crew Etc.
\$7,639,777

Road Name(s)	Location	Project	Agency	Estimate	Cost
Beechwood Drive	Cutten	Surface removal and Paving	G. R. Sunberg	Contract: \$66,873	Contract: \$66,873 Asphalt: \$44,138.21 Final Cost: \$111,011.84
E Street	Eureka	Surface removal and Paving	G.R. Sunberg	Contract: \$73,000	Contract: \$55,288.52 Asphalt: 36,683.46 Final Cost: \$91,971.98
Northridge Road	Cutten	Paving	Mercer Fraser	\$55,000	Final: \$55,000
Rohnerville Road	Hydesville	Surface removal and Paving	Mercer Fraser	\$73,000	Final: \$73,000
Carson Woods Road	Fortuna	Surface removal and Paving	Mercer Fraser	\$73,000	Final: \$55,000 City of Fortuna: \$45,000
Island Mountain Road	Garberville	Culvert Replacement	Van Meter Logging Inc.	\$10,000	Final: \$9,500
Thomas Drive Redwood Drive	Garberville	Surface removal and Paving	Van Meter Logging Inc.	\$73,000	Final: \$73,000

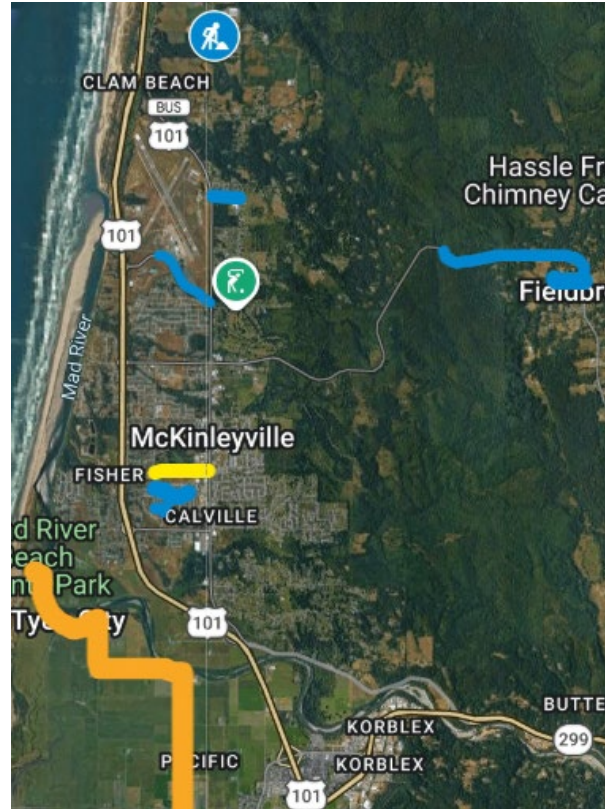
Maintenance Projects, Complete Streets, Equipment Maintenance, Materials, ADA Curb Ramps,
 Personnel, Mow Crew Etc.
 \$7,639,777

Road Name(s)	Location	Project	Agency	Estimate	Cost
Mattole Road	Honeydew Petrolia	Culvert Repair	William J. Etter Construction	\$26,000	Final: \$24,203.26
Grizzley Bluff Road Mattole Road	Ferndale Honeydew Petrolia	Paving	Public Works, Contractors assist with trucking	\$25,000	Final: \$23,750
Johnson Road	Hydesville	Culvert Replacement, Paving	William Gray Construction, Public Works	\$7,506	Final: \$7,506
Sturm Road	Bridgeville	Paving	Public Works	\$15,000	Final: \$13,424.79
Sprowel Creek Briceland Road	Garberville	Paving	Public Works, Contractor assist with trucking	\$25,000	Final: \$21,950

Completed Projects Across the County



Contracted Paving (Hatchery Road)

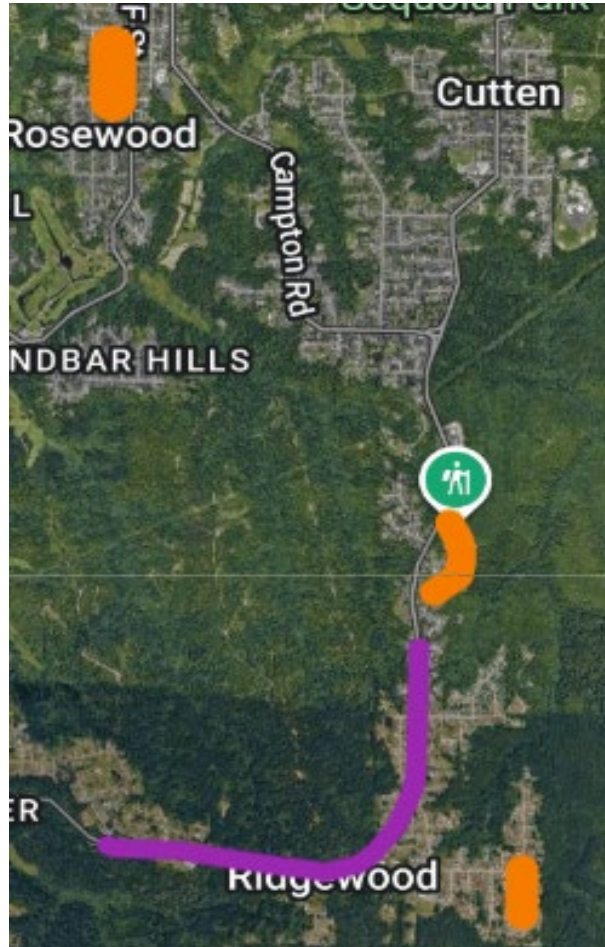


- County paving, prep for Chip Seal
- Slurry Seals
- Hiller Road Quick-build
- Culvert Replacement



Culvert Replacements

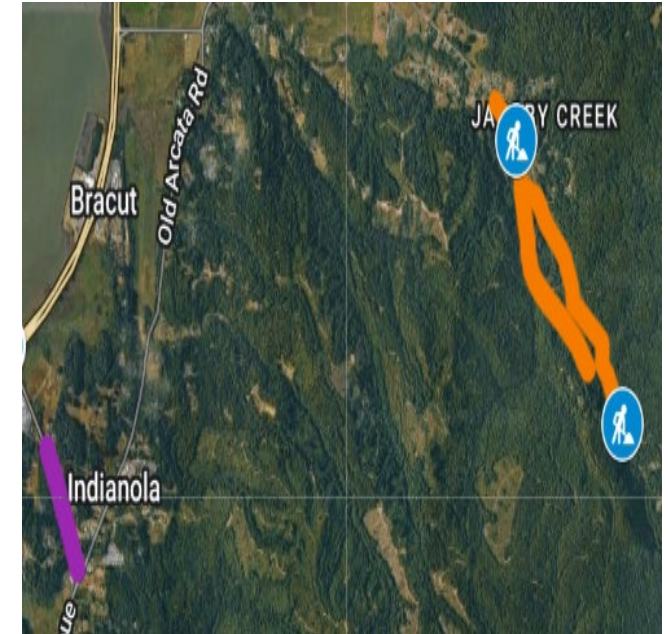
Completed Projects Across the County



- █ Contracted Paving
- █ Fiberized Micro Seal

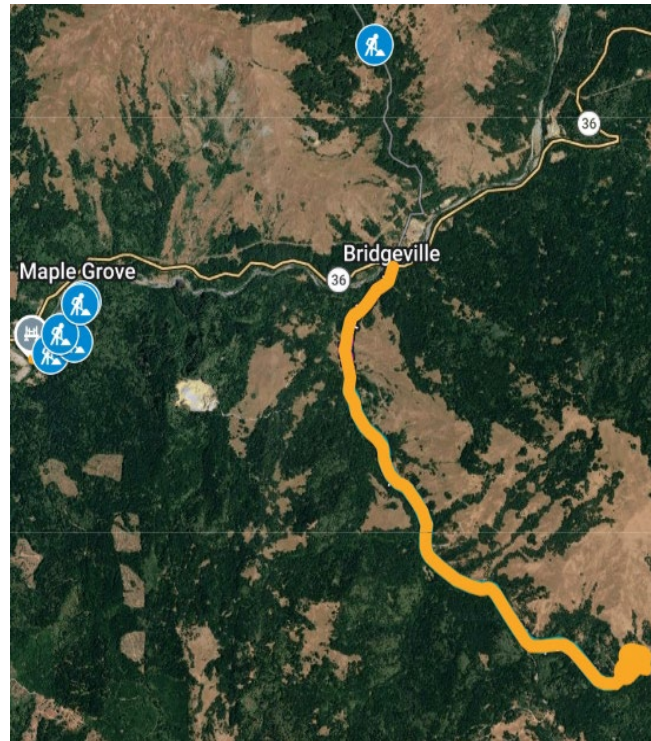




- █ Paving by County or Contractor
- █ Fiberized Micro Seal
- Culvert Replacement

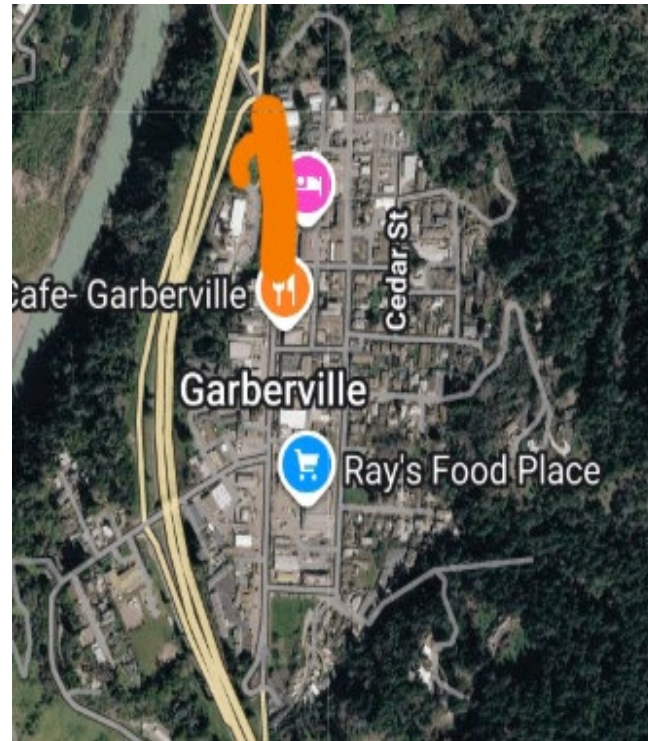


- █ Contracted Paving
- █ Fiberized Micro Seal
- Culvert Replacement

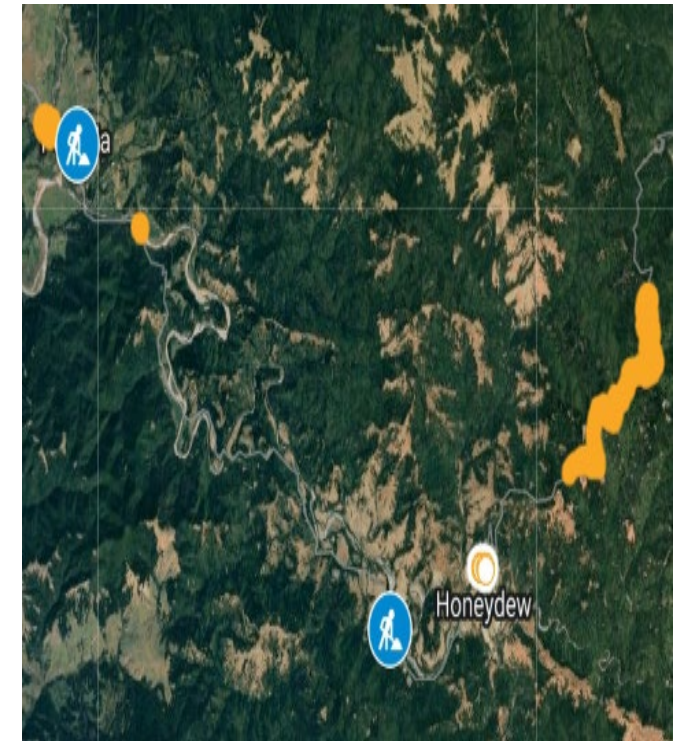
Completed Projects Across the County





-  Culvert Replacements
-  County Paving, Prep for Chip Seals

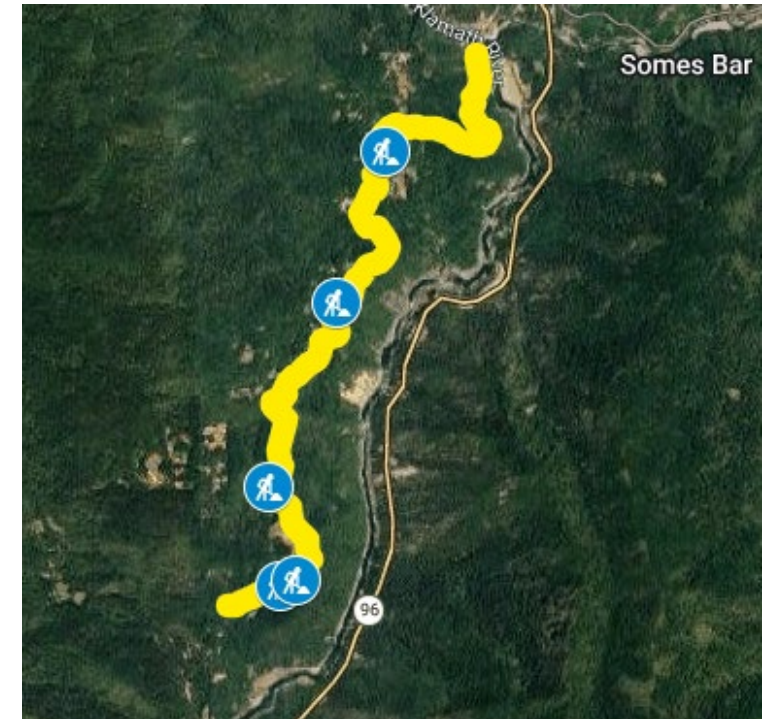
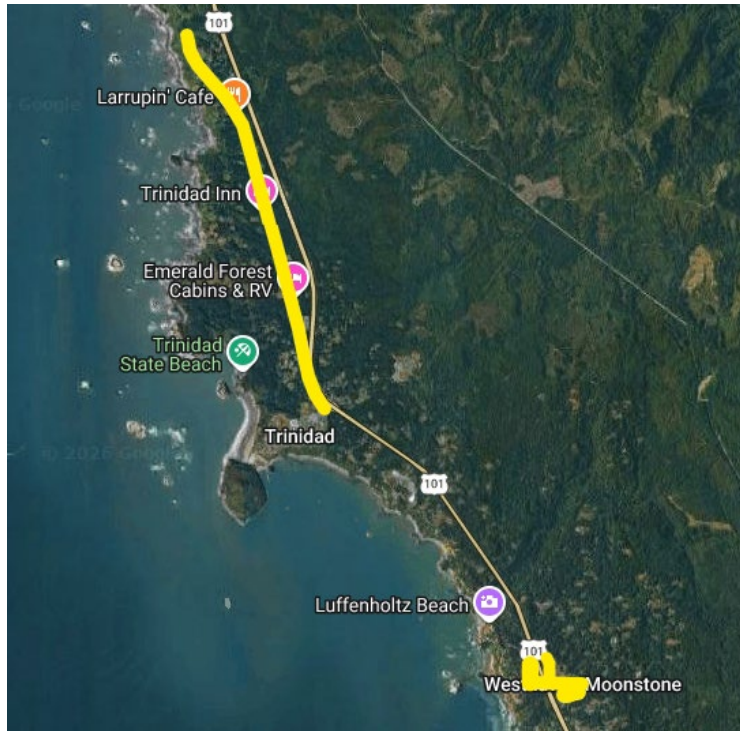


-  Contracted Paving



-  Culvert Replacements
-  County Paving

Maps of Spring and Summer 2026 Chip and Cape Seals



- Chip and Cape Seals
- Culvert Replacement

Complete Streets

Hiller Road Pop-
Up Project

Budget: \$100,000

Cost: \$70,288.82

Equipment

Equipment Purchased	Cost
2025 Sandvik Jaw Crusher with Grizzle Feed 2025 Sandvik Cone Crusher with Hanging Screen	\$1,516,175.57
Bobcat Skid Steer (2)	\$184,329.68
Two (2) Lowbed Tractor	\$648,433.84
One (1) Lowbed Trailer	\$192,884.69
Ford-450 Cab and Chassis	\$57,637.21
Stencil Bed	\$80,978.60
Stencil Truck Message Boards	\$16,840.69
Six (6) Pull Behind Sweepers	\$271,533.59
Three (3) Boss Plows	\$33,775.78
One (1) 2025 Cat CS Paving and Compaction Roller (from net savings of the Jaw and Cone)	\$203,332.40
Message Boards (5)	\$123,303.47
Pick-up Trucks (Ordered, not yet received)	\$244,708.42
Generators for Maintenance Barns (2) (Ordered, not yet received)	\$99,463.08

Total: \$3,673,397.02

MEASURE O

Fiscal Year 2026-27

\$ 20,400,000

\$24,379,982

**EMERGENCY
RESPONSE
\$3 million**

**GRANT MATCH
PROJECTS
\$7,400,000**

**SURFACING
\$ 7,849,982**

**FUND BALANCE
\$1 million**

**MAINTENANCE
ADA CURBSIDE RAMPS
COMPLETE STREETS
MATERIALS
EQUIPMENT MAINTENANCE
PERSONNEL
MOW CREW
ETC...
\$5,130,000**

***Roll Over from FY 2025-26**

- \$300,000 Maintenance Fuel Tanks
- \$2,179,982 Surfacing Projects Ceder Street, Redwood Street, and Cypress Avenue
- \$ 1.5 million ADA Curb Ramps

Complete Streets

Crosswalk Enhancements
(SafeWalk or Vizmark)

\$200,000

Pop-Up Projects

\$100,000

Hammond & Mid-town trail
crossing **\$252,630**

Myrtle Ave. Rehab and Bike
Lanes **\$2,811,255**

Willow Creek Ped Crossing

\$191,644

Engineering Grant Match Projects FY 2026-27

Location	Project	Estimate Cost	Grant Match
Sprowel Creek Road	Chip Seal	\$150,000	\$293,179
Mattole Road (Wildcat)	Storm Damage Repair	\$2,071,205	\$241,008
Palmer Road	FEMA 4434	\$744,984	\$186,246
Alderpoint Road	Storm Damage Repair	\$3,789,645	\$441,115
Myrtle Avenue	Rehab and Bike Lanes, STIP (Complete Streets)	\$2,811,255	\$91,126 \$1,750,000
HSIP Striping - Yurok, Karuk, Hoopa	HSIP-State Funded, set aside	\$1,007,809	\$100,781
Wilder Ridge Road	FEMA 4434	\$431,480	\$107,870
Hidden Court and East Branch	FEMA 4301 & 4683	\$484,000	\$121,000
Shively Road	FEMA 4434; CalOES 22' EQ	\$345,388	\$86,347
Alderpoint Road	Storm Damage Repair	\$730,126	\$84,987
HSIP Guardrail Upgrade	HSIP-Fed Aid, set aside	\$1,340,196	\$134,020

Location	Project	Estimate	Grant Match
HSIP Willow Creek Ped Crossing	HSIP-Fed Aid, set aside (Complete Streets)	\$191,664	\$19,166
Centerville Road	Storm Damage Repair	\$4,758,801	\$553,924
HSIPS Hammond and Mid-Town trail crossings	HSIP-State Funded, set aside (Complete Streets)	\$252,630	\$25,263
F Street	2022 EQ CA23-2	\$1,942,742	\$226,135
Alderpoint Road	2019 & 2022 SD - FHWA	\$4,201,114	\$489,010
Mattole Road (Wildcat)	Storm Damage Repair	\$1,250,293	\$145,534
Mattole Road (Roscoe)	Storm Damage Repair	\$6,065,282	\$705,999
Blue Slide Road	2022 EQ CA23-2	\$544,500	\$63,380
Blue Slide Road	2022 SD CA 23-1	\$1,403,479	\$163,365
Lighthouse Road	FEMA 4699 Mattole Restoration Group	\$1,354,359 \$10,000,000	\$338,590 1,000,000
Tompkins Hill Road	2022 EQ CA23-2	\$327,499	\$38,121
Hall and Noisy Culvert		\$953,233	\$85,648
Burr Creek Bridge	BRLS	\$200,000	\$40,000
Mattole River Bridge	BRLS	\$314,000	\$36,549
		\$47,413,054	\$7,250,000

Surfacing Fiscal Year 2026-27

Budget: \$7,849,982

Estimate: \$ 7,849,982

Road Name	Location	Treatment	Estimate
Bald Hills Road Phase II	Orick	2.5" Thick Overlay	\$1.5 Million
Central Avenue	McKinleyville	2.5" Mill and Replace	\$900,000
Liscom Hill Road	Blue Lake	2.5" Thick Overlay	\$400,000
Elk River Road	Elk River	Chip Seal with Dig outs	\$820,000
Mattole Road (Wildcat)	Petrolia	Chip Seal with Dig outs	\$900,000
Alderpoint Road	Blocksburg	Chip Seal and Dig outs	\$750,000
Cedar Street Redwood Street Cypress Avenue	Cutten	3" Mill and Fill	\$2,579,982

Contingency List

Road Name	Location	Treatment	Estimate
Hookton Road	Loleta	Chip Seal with Dig outs	\$380,000
Adams Fox Farm Road	Trinidad	Chip Seal	\$332,000

Future Road Maintenance Projects FY 2026-27

Budget: \$200,000

Road Name	Location	Project Type	Estimate
Meridian Road	Ferndale	Culvert Phase 1	\$40,000
Redwood Drive	Garberville	Grind and Repave	\$70,000
Murray Road	McKinleyville	Culvert Repair	\$65,000
Maple Creek Road	Maple Creek	Culvert Repair	\$25,000

Heavy Equipment FY 26-27

Budget: \$2 Million

Equipment	Quantity	Estimate
5 Yarder Trucks	3	\$2,000,000

Comments or Questions Contact:

- **Thoman K. Mattson, PE**
- **Director of Public Works**
 - **Humboldt County**
- **tmattson@co.humboldt.ca.us**